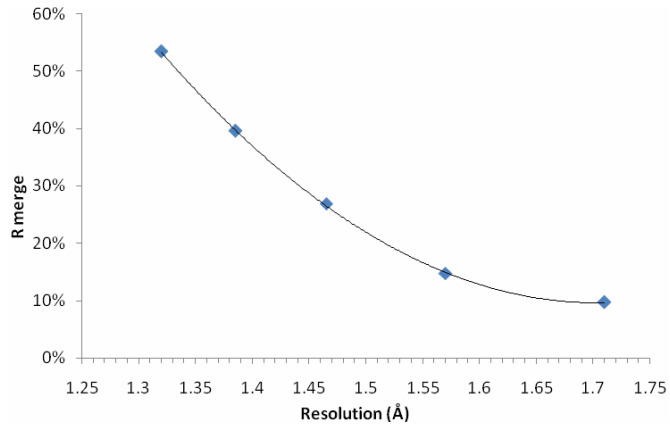
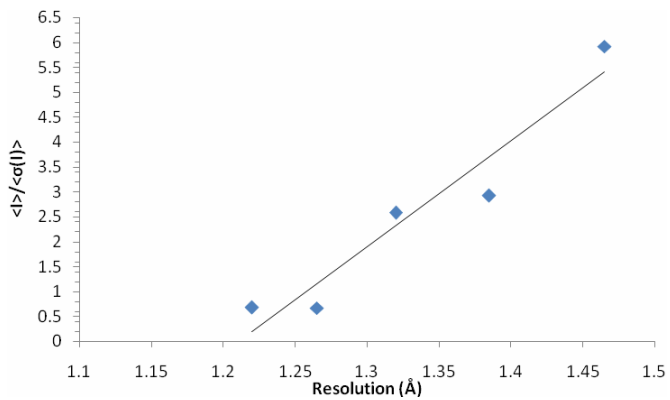


An investigation into the protonation states of cMyBP-C C1 domain of human cardiac muscle in the 1.3 Å structure

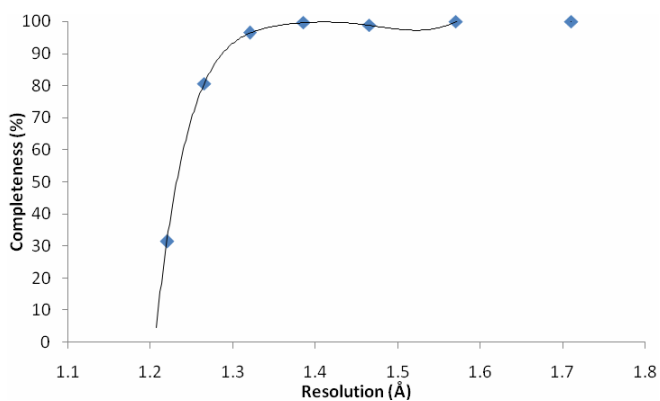
Supplementary Material



Supplementary Figure 1: Interpolated curve of R_{merge} versus resolution.



Supplementary Figure 2: Interpolated curve of $\langle I \rangle / \langle \sigma(I) \rangle$, versus resolution.



Supplementary Figure 3: Interpolated curve of completeness versus resolution.