

## Retraction of articles

This article reports the retraction of 39 articles published in *Acta Crystallographica Section E* between 2004 and 2009.

After thorough investigation (see Harrison *et al.*, 2010), 39 additional articles are retracted as a result of problems with the data sets or incorrect atom assignments. Full details of all the articles are given in Table 1.

**Table 1**

Details of articles to be retracted, in order of publication.

Title	Reference	Retracted by	DOI	Refcode
<i>trans</i> -Bis[1-[3-(cyclohexylamino)propyliminomethyl]-2-naphtholato]copper(II) dichloride dihydrate	Zhang (2004)	Journal	10.1107/S1600536804028296	BIPDUA
Bis(4-bromo-2-formylphenolato- $\kappa^2 O, O'$ )copper(II)	Sun & Gao (2005)	Author	10.1107/S160053680500187X	FEYSUY
Bis(salicylaldehyde)zinc(II)	Xiong & Liu (2005)	Journal	10.1107/S1600536805010913	GAMDUU
Bis(4-bromo-2-formylphenolato- $\kappa^2 O, O'$ )zinc(II)	Chen (2006)	Journal	10.1107/S1600536805040432	SAZCUS
Bis(2-formylphenolato- $\kappa^2 O, O'$ )nickel(II)	Li & Chen (2006)	Journal	10.1107/S1600536806012931	IDAZAP
Bis(2-formylphenolato)cobalt(II)	Qiu (2006)	Journal	10.1107/S1600536806015704	GEJDUV
Bis(2-formylphenolato- $\kappa^2 O, O'$ )manganese(II)	Wang & Fang (2006)	Journal	10.1107/S1600536806021039	IDOVED
Tetraaqua(1,10-phenanthroline- $\kappa^2 N, N'$ )copper(II) naphthalene-1,5-disulfonate dihydrate	Liu <i>et al.</i> (2006)	Author	10.1107/S1600536806030637	GENYOO
Tetraaqua(1,10-phenanthroline- $\kappa^2 N, N'$ )nickel(II) naphthalene-1,5-disulfonate dihydrate	Liu & Fan (2006)	Author	10.1107/S1600536806035410	KERBEP
{6,6'-Diethoxy-2,2'-[ethane-1,2-diylbis(nitrilomethylidyne)]diphenolato}-trinitratolutetium(III)copper(II)	Sui <i>et al.</i> (2006)	Journal	10.1107/S160053680604565X	HESPEB
Bis(2-formylphenolato- $\kappa^2 O, O'$ )iron(II)	Yang <i>et al.</i> (2007)	Author	10.1107/S1600536807021721	PIFCAJ
2,6-Dimethoxybenzohydrazide	Qadeer <i>et al.</i> (2007a)	Journal	10.1107/S1600536807022593	PIFHES
2-(2,4-Dichlorophenylsulfanyl)acetohydrazide	Qadeer <i>et al.</i> (2007b)	Journal	10.1107/S1600536807022891	YIFSOW
{6,6'-Diethoxy-2,2'-[ethane-1,2-diylbis(nitrilomethylidyne)]diphenolato}-trinitratoeuropium(III)zinc(II)	Hu <i>et al.</i> (2007)	Author	10.1107/S1600536807031121	WIHKEE
{ $\mu$ -6,6'-Diethoxy-2,2'-[ethane-1,2-diylbis(nitrilomethylidyne)]diphenolato}-trinitratocerium(III)zinc(II)	Sui, Zhang, Hu & Yin (2007)	Author	10.1107/S1600536807032564	WIHREL
{ $\mu$ -6,6'-Diethoxy-2,2'-[ethane-1,2-diylbis(nitrilomethylidyne)]diphenolato}-trinitratopraseodymium(III)zinc(II)	Chen <i>et al.</i> (2007)	Author	10.1107/S1600536807032540	WIHRIP
{ $\mu$ -6,6'-Diethoxy-2,2'-[ethane-1,2-diylbis(nitrilomethylidyne)]diphenolato}-trinitratopraseodymium(III)nickel(II)	Sui, Li <i>et al.</i> (2007)	Author	10.1107/S1600536807032618	UFACUA
{6,6'-Dimethoxy-2,2'-[ethane-1,2-diylbis(nitrilomethylidyne)]diphenolato-1 $\kappa^4 O^1, O^2, O^3, O^4, O^5, O^6, O^7, O^8, O^9, O^{10}$ :2 $\kappa^2 O^1, N, N', N'', N'''$ }(methanol-1 $\kappa O$ )- $\mu$ -nitrate-1:2 $\kappa^2 O:O'$ -dinitrato-1 $\kappa^4 O, O'$ -cerium(III)zinc(II)	Sui, Fang, Hu & Lin (2007)	Author	10.1107/S1600536807033314	UDUYIC
{6,6'-Dimethoxy-2,2'-[ethane-1,2-diylbis(nitrilomethylidyne)]diphenolato}-methanol- $\mu$ -nitrate-dinitratosamarium(III)nickel(II)	Sui, Zhang, Hu & Jiang (2007)	Author	10.1107/S1600536807037130	AFECEU
{6,6'-Dimethoxy-2,2'-[ethane-1,2-diylbis(nitrilomethylidyne)]diphenolato}-methanol- $\mu$ -nitrate-dinitratopraseodymium(III)zinc(II)	Sui, Fang & Yuan (2007)	Author	10.1107/S1600536807037488	AFICEY
{6,6'-Dimethoxy-2,2'-[ethane-1,2-diylbis(nitrilomethylidyne)]diphenolato}-methanol- $\mu$ -nitrate-dinitratolutetium(III)zinc(II)	Sui, Sui <i>et al.</i> (2007)	Author	10.1107/S1600536807037737	AFEF0H
catena-Poly[[chloridonickel(II)]-di- $\mu$ -chlorido-[chloridonickel(II)]- $\mu$ -4,4'-methylenebis(3,5-dimethylpyrazole)- $\kappa^2 N^2, N^2$ ]	Huang & Chen (2007)	Author	10.1107/S1600536807039384	VIJYOD
[2,2'-[ <i>o</i> -Phenylenebis(nitrilomethylidyne)]diphenolato]zinc(II)	Liu <i>et al.</i> (2007a)	Author	10.1107/S1600536807040640	DIKYUS
<i>trans</i> -Bis(ethylenediamine- $\kappa^2 N, N'$ )bis(nitrate- $\kappa O$ )zinc(II)	Liu, Zeng & Chen (2007)	Author	10.1107/S1600536807042390	XIKYEW
[ <i>N, N'</i> -( <i>o</i> -Phenylene)bis(picolinamido)- $\kappa^2 N, N', N'', N'''$ ]cobalt(II)	Liu & Zeng (2007a)	Author	10.1107/S1600536807044571	XILFII
[ <i>N, N'</i> -( <i>o</i> -Phenylene)dipicolinamide- $\kappa^2 N$ ]nickel(II)	Liu & Zeng (2007b)	Author	10.1107/S1600536807048386	WINWEW
[2,2'-[ <i>o</i> -Phenylenebis(nitrilomethylidyne)]diphenolato}manganese(II)	Liu <i>et al.</i> (2007b)	Author	10.1107/S1600536807052993	VIQPIV
<i>N</i> -(2-Amino-3-pyridyl)urea monohydrate	Li <i>et al.</i> (2007)	Author	10.1107/S1600536807047526	SIMFEA
<i>N</i> -(2-Fluorophenyl)carbamic acid monohydrate	Yang (2007)	Author	10.1107/S1600536807052464	WINMOW
Aqua(dimethylglyoxime- $\kappa^2 N, N'$ )(3,5-dinitro-2-oxidobenzooato- $\kappa^2 O^1, O^2$ )-copper(II)	Liu & Wen (2007)	Author	10.1107/S1600536807054244	HIQCAM
$\mu$ -Acetato-tri- $\mu$ -ferrocenecarboxylatobis[( <i>N, N</i> -dimethylformamide)-copper(II)]	Liu, Lin <i>et al.</i> (2007)	Journal	10.1107/S1600536807059041	HIQQEE

**Table 1 (continued)**

Title	Reference	Retracted by	DOI	Refcode
{ $\mu$ -6,6'-Dimethoxy-2,2'-[ethane-1,2-diylbis(nitrilomethylidyne)]diphenolato}- $\mu$ -nitrate-dinitratoeuropium(III)zinc(II)	Hu <i>et al.</i> (2008)	Author	10.1107/S160053680706151X	MIRPAF
Bis(4-chloro-2-formylphenolato)nickel(II)	Li <i>et al.</i> (2008)	Author	10.1107/S1600536807056309	RISTET
{ $\mu$ -6,6'-Dimethoxy-2,2'-[ethane-1,2-diylbis(nitrilomethylidyne)]diphenolato}- $\mu$ -nitrate-dinitratoerbium(III)zinc(II)	Chen <i>et al.</i> (2008)	Author	10.1107/S1600536808006958	QIXHIP
Bis(2-ethoxy-6-formylphenolato- $\kappa^2 O^1, O^6$ )nickel(II)	Han (2008)	Journal	10.1107/S160053680800809X	QIXLIT
{ $\mu$ -6,6'-Dimethoxy-2,2'-[ethane-1,2-diylbis(nitrilomethylidyne)]diphenolato}- $\mu$ -nitrate-dinitratoholmium(III)zinc(II)	Xiao, Sui <i>et al.</i> (2008)	Author	10.1107/S1600536808013743	BIZTUA
{ $\mu$ -6,6'-Diethoxy-2,2'-[ethane-1,2-diylbis(nitrilomethylidyne)]diphenolato}-trinitratoholmium(III)nickel(II)	Xiao, Fu <i>et al.</i> (2008)	Author	10.1107/S1600536808013755	BIZVAI
Hydrogen-bonding patterns in the cocrystal terephthalic acid-4,4'-bipyridine (2I)	Wang <i>et al.</i> (2009)	Journal	10.1107/S160053680903236X	DUCZEH
{6,6'-Dimethoxy-2,2'-[ethane-1,2-diylbis(nitrilomethylidyne)]diphenolato-1 $\kappa^4 O^1, O^1, O^6, O^6$ :2 $\kappa^4 O^1, N, N, O^1$ } (ethanol-1 $\kappa O$ )- $\mu$ -nitrate-1:2 $\kappa^2 O: O^1$ -dinitrate-1 $\kappa^2 O, O^1$ -samarium(III)zinc(II)	Huang <i>et al.</i> (2009)	Journal	10.1107/S1600536809033558	YUCWAV

## References

- Chen, Q. (2006). *Acta Cryst.* **E62**, m56–m57.
- Chen, J.-R., Sui, Y., Luo, Q.-Y. & Jiang, R.-Q. (2007). *Acta Cryst.* **E63**, m2091–m2092.
- Chen, J.-R., Sui, Y., Chen, L., Wen, J.-W. & Yin, L.-Y. (2008). *Acta Cryst.* **E64**, m562–m563.
- Han, Z.-Q. (2008). *Acta Cryst.* **E64**, m592.
- Harrison, W. T. A., Simpson, J. & Weil, M. (2010). *Acta Cryst.* **E66**, e1–e2.
- Hu, R.-H., Sui, Y., Chen, L. & He, C.-M. (2008). *Acta Cryst.* **E64**, m8–m9.
- Hu, R.-H., Sui, Y., Fang, X.-N. & Chen, H.-M. (2007). *Acta Cryst.* **E63**, m2039–m2040.
- Huang, C.-F. & Chen, H.-L. (2007). *Acta Cryst.* **E63**, m2356–m2357.
- Huang, Q., Sui, Y.-H. & Zhang, G.-X. (2009). *Acta Cryst.* **E65**, m1161–m1162.
- Li, Y.-G. & Chen, H.-J. (2006). *Acta Cryst.* **E62**, m1038–m1039.
- Li, N.-G., Tao, R.-M. & Fu, B.-F. (2007). *Acta Cryst.* **E63**, o4228.
- Li, Z., Zhang, X. & Pu, X. (2008). *Acta Cryst.* **E64**, m215.
- Liu, J.-T. & Fan, S.-D. (2006). *Acta Cryst.* **E62**, m2507–m2508.
- Liu, J.-T., Fan, S.-D. & Li, D.-Q. (2006). *Acta Cryst.* **E62**, m2165–m2166.
- Liu, D., Lin, J., Xu, Y., Huang, C. & Li, X. (2007). *Acta Cryst.* **E63**, m3094.
- Liu, Y.-Q. & Wen, H.-R. (2007). *Acta Cryst.* **E63**, m2928.
- Liu, Y.-Q. & Zeng, X.-R. (2007a). *Acta Cryst.* **E63**, m2547.
- Liu, Y.-Q. & Zeng, X.-R. (2007b). *Acta Cryst.* **E63**, m2684.
- Liu, Y.-Q., Zeng, X.-R. & Chen, W.-T. (2007). *Acta Cryst.* **E63**, m2462.
- Liu, Y.-Q., Zeng, X.-R., Luo, Q.-Y. & Xu, Y.-P. (2007a). *Acta Cryst.* **E63**, m2396.
- Liu, Y.-Q., Zeng, X.-R., Luo, Q.-Y. & Xu, Y.-P. (2007b). *Acta Cryst.* **E63**, m2854.
- Qadeer, G., Rama, N. H. & Chen, W.-T. (2007a). *Acta Cryst.* **E63**, o2892.
- Qadeer, G., Rama, N. H. & Chen, W.-T. (2007b). *Acta Cryst.* **E63**, o2932.
- Qiu, X.-Y. (2006). *Acta Cryst.* **E62**, m1190–m1191.
- Sui, Y., Fang, X.-N., Hu, P. & Lin, J. (2007). *Acta Cryst.* **E63**, m2135–m2136.
- Sui, Y., Fang, X.-N. & Yuan, M.-W. (2007). *Acta Cryst.* **E63**, m2275–m2276.
- Sui, Y., Li, X.-F., Huang, G.-S. & Wang, G.-J. (2007). *Acta Cryst.* **E63**, m2093–m2094.
- Sui, Y., Sui, Y.-H., Luo, Q.-Y. & Wang, Y.-D. (2007). *Acta Cryst.* **E63**, m2277–m2278.
- Sui, Y., Xiao, Y.-A., Fang, X.-N., Zeng, X.-R. & Li, M.-H. (2006). *Acta Cryst.* **E62**, m3205–m3207.
- Sui, Y., Zhang, J.-H., Hu, R.-H. & Jiang, R.-Q. (2007). *Acta Cryst.* **E63**, m2256–m2257.
- Sui, Y., Zhang, J.-H., Hu, R.-H. & Yin, L.-Y. (2007). *Acta Cryst.* **E63**, m2089–m2090.
- Sun, Y.-X. & Gao, G.-Z. (2005). *Acta Cryst.* **E61**, m354–m355.
- Wang, Q. & Fang, X.-N. (2006). *Acta Cryst.* **E62**, m1492–m1493.
- Wang, S., Yang, T., Li, Z. & Yu, X. (2009). *Acta Cryst.* **E65**, o2198.
- Xiao, Y.-A., Fu, X.-K., Sui, Y., Wu, Q. & Xiong, S.-H. (2008). *Acta Cryst.* **E64**, m806–m807.
- Xiao, Y.-A., Sui, Y., Yi, X.-G., Wu, J.-H. & Zhang, L.-P. (2008). *Acta Cryst.* **E64**, m804–m805.
- Xiong, Z.-Y. & Liu, L.-J. (2005). *Acta Cryst.* **E61**, m863–m864.
- Yang, X.-M. (2007). *Acta Cryst.* **E63**, o4453.
- Yang, Y.-M., Lu, P.-C., Zhu, T.-T. & Liu, C.-H. (2007). *Acta Cryst.* **E63**, m1613.
- Zhang, P. (2004). *Acta Cryst.* **E60**, m1808–m1810.

## { $\mu$ -6,6'-Dimethoxy-2,2'-[ethane-1,2-diylbis(nitrilomethylidene)]diphenolato}- $\mu$ -nitrate-dinitratoeuropium(III)zinc(II)

 Rong-Hua Hu,<sup>a</sup> Yan Sui,<sup>a\*</sup> Li Chen<sup>b</sup> and Chun-Mei He<sup>a</sup>

<sup>a</sup>JiangXi Province Key Laboratory of Coordination Chemistry, College of Chemistry & Chemical Engineering, JingGangShan University, 343009 Ji'an, JiangXi, People's Republic of China, and <sup>b</sup>College of Education, JingGangShan University, 343009 Ji'an, JiangXi, People's Republic of China  
Correspondence e-mail: ysui@163.com

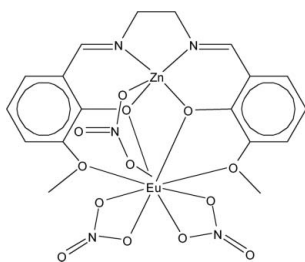
Received 19 November 2007; accepted 21 November 2007

Key indicators: single-crystal X-ray study;  $T = 293$  K; mean  $\sigma(\text{C}-\text{C}) = 0.009$  Å;  $R$  factor = 0.041;  $wR$  factor = 0.137; data-to-parameter ratio = 17.8.

In the title heteronuclear  $\text{Zn}^{\text{II}}-\text{Eu}^{\text{III}}$  complex [systematic name: {6,6'-dimethoxy-2,2'-[ethane-1,2-diylbis(nitrilomethylidene)]diphenolato- $\kappa^4 O^1, O^1', O^6, O^6'$ : $2\kappa^4 O^1, N, N', O^1'$ }- $\mu$ -nitrate-1:2 $\kappa^2 O:O'$ -dinitrato-1 $\kappa^4 O, O'$ -europium(III)zinc(II)], [ $\text{EuZn}(\text{C}_{18}\text{H}_{18}\text{N}_2\text{O}_4)(\text{NO}_3)_3$ ], with the hexadentate Schiff base compartmental ligand  $N, N'$ -bis(3-methoxysalicylidene)ethylenediamine ( $\text{H}_2\text{L}$ ), the Eu and Zn atoms are triply bridged by two phenolate O atoms of the Schiff base ligand and one nitrate ion. The five-coordinate Zn atom is in a square-pyramidal geometry with the donor centers of two imine N atoms, two phenolate O atoms and one of the bridging nitrate O atoms. The  $\text{Eu}^{\text{III}}$  center has a ninefold coordination environment of O atoms, involving the phenolate O atoms, two methoxy O atoms, two O atoms from two nitrate ions and one from the bridging nitrate ion. Weak intermolecular  $\text{C}-\text{H}\cdots\text{O}$  interactions generate a two-dimensional double-layer structure.

### Related literature

For related literature, see: Baggio *et al.* (2000); Caravan *et al.* (1999); Edder *et al.* (2000); Knoer *et al.* (2005); Sui *et al.* (2006, 2007).



### Experimental

#### Crystal data

[ $\text{EuZn}(\text{C}_{18}\text{H}_{18}\text{N}_2\text{O}_4)(\text{NO}_3)_3$ ]  
 $M_r = 729.70$   
 Monoclinic,  $P2_1/n$   
 $a = 10.6576$  (13) Å  
 $b = 16.460$  (2) Å  
 $c = 14.8760$  (18) Å  
 $\beta = 99.253$  (2)°  
 $V = 2575.7$  (5) Å<sup>3</sup>  
 $Z = 4$   
 Mo  $K\alpha$  radiation  
 $\mu = 3.42$  mm<sup>-1</sup>  
 $T = 293$  (2) K  
 $0.22 \times 0.21 \times 0.13$  mm

#### Data collection

Bruker APEXII area-detector diffractometer  
 Absorption correction: multi-scan (SADABS; Bruker, 2004)  
 $T_{\text{min}} = 0.520$ ,  $T_{\text{max}} = 0.665$   
 19080 measured reflections  
 6166 independent reflections  
 4469 reflections with  $I > 2\sigma(I)$   
 $R_{\text{int}} = 0.029$

#### Refinement

$R[F^2 > 2\sigma(F^2)] = 0.041$   
 $wR(F^2) = 0.137$   
 $S = 1.00$   
 6166 reflections  
 346 parameters  
 1 restraint  
 H atom parameters constrained  
 $\Delta\rho_{\text{max}} = 1.01$  e Å<sup>-3</sup>  
 $\Delta\rho_{\text{min}} = -1.34$  e Å<sup>-3</sup>

**Table 1**

Selected bond lengths (Å).

Eu1—O1	2.234 (4)	Eu1—O11	2.368 (4)
Eu1—O2	2.239 (4)	Eu1—O12	2.400 (5)
Eu1—O3	2.584 (4)	Zn1—O1	2.027 (4)
Eu1—O4	2.587 (4)	Zn1—O2	2.005 (4)
Eu1—O5	2.252 (5)	Zn1—O6	1.971 (4)
Eu1—O8	2.432 (4)	Zn1—N1	2.032 (5)
Eu1—O9	2.405 (4)	Zn1—N2	2.048 (5)

**Table 2**

Hydrogen-bond geometry (Å, °).

$D-\text{H}\cdots A$	$D-\text{H}$	$\text{H}\cdots A$	$D\cdots A$	$D-\text{H}\cdots A$
$\text{C}12-\text{H}12\cdots\text{O}11^{\text{i}}$	0.93	2.49	3.406 (8)	169
$\text{C}8-\text{H}8\text{A}\cdots\text{O}13^{\text{ii}}$	0.97	2.50	3.442 (9)	163

Symmetry codes: (i)  $x + \frac{1}{2}, -y + \frac{1}{2}, z - \frac{1}{2}$ ; (ii)  $-x + 1, -y, -z$ .

Data collection: APEX2 (Bruker, 2004); cell refinement: APEX2; data reduction: APEX2; program(s) used to solve structure: SHELXS97 (Sheldrick, 1997); program(s) used to refine structure: SHELXL97 (Sheldrick, 1997); molecular graphics: APEX2; software used to prepare material for publication: APEX2 and publCIF (Westrip, 2007).

We gratefully acknowledge financial support from the Department of Education, JiangXi Province (No. 2007317) and the Natural Science Foundation of JiangXi Province (No. 0620029).

Supplementary data and figures for this paper are available from the IUCr electronic archives (Reference: AT2500).

## References

- Baggio, R., Garland, M. T., Moreno, Y., Pena, O., Pereg, M. & Spodine, E. (2000). *J. Chem. Soc. Dalton Trans.* pp. 2061–2066.
- Bruker (2004). *APEX2* (Version 1.22) and *SADABS* (Version 2004/1). Bruker AXS Inc., Madison, Wisconsin, USA.
- Caravan, P., Ellison, J. J., McMurry, T. J. & Lauffer, R. B. (1999). *Chem. Rev.* **99**, 2293–2352.
- Edder, C., Piguet, C., Bernardinelli, G., Mareda, J., Bochet, C. G., Bunzli, J.-C. G. & Hopfgartner, G. (2000). *Inorg. Chem.* **39**, 5059–5073.
- Knoer, R., Lin, H.-H., Wei, H.-H. & Mohanta, S. (2005). *Inorg. Chem.* **44**, 3524–3536.
- Sheldrick, G. M. (1997). *SHELXS97* and *SHELXL97*. University of Göttingen, Germany.
- Sui, Y., Fang, X.-N., Xiao, Y.-A., Luo, Q.-Y. & Li, M.-H. (2006). *Acta Cryst. E62*, m2230–m2232.
- Sui, Y., He, D.-Y., Fang, X.-N., Chen, L. & Peng, J.-L. (2007). *Acta Cryst. E63*, m2013–m2014.
- Westrip, S. P. (2007). *publCIF*. In preparation.

Article retracted

**supplementary materials**

**Article retracted**

*Acta Cryst.* (2008). E64, m8-m9 [ doi:10.1107/S160053680706151X ]

**{ $\mu$ -6,6'-Dimethoxy-2,2'-[ethane-1,2-diylbis(nitrilomethylidene)]diphenolato}- $\mu$ -nitrate-dinitratoeuropium(III)zinc(II)}**

**R.-H. Hu, Y. Sui, L. Chen and C.-M. He**

### Comment

The potential applications of trivalent lanthanide complexes as contrast agent for magnetic resonance imaging and stains for fluorescence imaging have prompted considerable interest in the preparation, magnetic and optical properties of 3 d-4f heterometallic dinuclear complexes (Baggio *et al.*, 2000; Caravan *et al.*, 1999; Edder *et al.*, 2000; Knoer *et al.*, 2005). As part of our investigations into the structure and applications of 3 d-4f heterometallic Schiff base complexes (Sui *et al.* 2006; Sui *et al.* 2007), we report here the synthesis and X-ray crystal structure analysis of the title complex, (I), a new Zn<sup>II</sup>—Eu<sup>III</sup> complex with salen-type Schiff base *N,N'*-bis(3-methoxysalicylidene) ethylenediamine (H<sub>2</sub>L).

Complex (I) crystallizes in the space group  $P2_1/n$ , with zinc and europium triply bridged by two phenolate O atoms provided by the Schiff base ligand and one nitrate ion. The inner salen-type cavity is occupied by zinc(II), while europium(III) is present in the open and larger portion of the dinucleating compartmental Schiff base ligand.

The Eu<sup>III</sup> center has a nonacoordination environment of O atoms, involving the phenolate O atoms, two methoxy O atoms, two O atoms from two nitrate ions and one from the bridging nitrate ion. The four kinds of Eu—O bond distances are significantly different, the longest being the Eu—O(methoxy) separations and the shortest being the Eu—O(phenolate) and Eu—O5(bridging nitrate).

The Zn<sup>II</sup> is in a square-pyramidal geometry and is five-coordinated by two imine N atoms, two phenolate O atoms and one of the bridging nitrate O atoms. The Zn atom is 0.6073 (3) Å above the mean N<sub>2</sub>O<sub>2</sub> plane with an average deviation from the plane of 0.0353 (4) Å, which construct the bottom of square-pyramid. The Zn—O6 (bridging nitrate) separation is 1.971 (4) Å and the angles of this Zn—O vector with the Zn—N or Zn—O bonds lie between 101.7 (5)° and 112.7 (6)°, which suggesting that the Zn<sup>II</sup> is in a slightly distorted square-pyramidal conformation.

Adjacent molecules are held together by weak interactions (C8—H8A $\cdots$ O13<sup>i</sup> = 3.442 (9) and C12—H12 $\cdots$ O11<sup>ii</sup> = 3.406 (8); symmetry codes: (i) 1 - x, -y, -z; (ii) 1/2 + x, 1/2 - y, -1/2 + z). These link the molecules into a two-dimensional double-layer structure (Fig 2).

### Experimental

H<sub>2</sub>L was prepared by the 2:1 condensation of 3-methoxysalicylaldehyde and ethylenediamine in methanol. Complex (I) was obtained by the treatment of zinc(II) acetate dihydrate (0.188 g, 1 mmol) with H<sub>2</sub>L (0.328 g, 1 mmol) in methanol solution (80 ml) under reflux for 3 h and then for another 3 h after the addition of europium(III) nitrate hexahydrate (0.446 g, 1 mmol). The reaction mixture was cooled and the resulting precipitate was filtered off, washed with diethyl ether and dried *in vacuo*. Single crystals of (I) suitable for X-ray analysis were obtained by slow evaporation at room temperature of

## supplementary materials

a methanol solution. Analysis calculated for  $C_{18}H_{18}EuN_5O_{13}Zn$ : C 29.63, H 2.49, Eu 20.82, N 9.60, Zn 8.96%; found: C 29.58, H 2.44, Eu 21.00, N 9.73, Zn 8.86%. IR(KBr,  $cm^{-1}$ ): 1640 (C=N), 1386, 1490 (nitrate).

### Refinement

The H atoms were positioned geometrically and treated as riding on their parent atoms, with C—H distances of 0.97 (methylene), 0.96 Å (methyl) and 0.93 Å (aromaticmethyl), and with  $U_{iso}(H) = 1.5U_{eq}(C)$  for methyl H atoms and  $1.2U_{eq}(C)$  for other H atoms.

### Figures

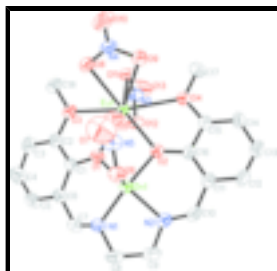


Fig. 1. The molecular structure of (I), showing 30% probability displacement ellipsoids.

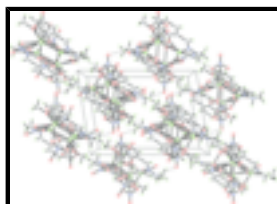


Fig. 2. The packing diagram of (I), viewed along the *b* axis; hydrogen bonds are shown as dashed lines.

**{6,6'-dimethoxy-2,2'-[ethane-1,2-diylbis(nitrilomethylidyne)]diphenolato-1k<sup>4</sup>O<sup>1</sup>,O<sup>1'</sup>,O<sup>6</sup>,O<sup>6'</sup>:2k<sup>4</sup>O<sup>1</sup>,N,N',O<sup>1'</sup>}- $\mu$ -nitrate-1:2k<sup>2</sup>O:O'- dinitrate-1k<sup>4</sup>O,O'-europium(III)zinc(II)}**

### Crystal data

[EuZn(C<sub>18</sub>H<sub>18</sub>N<sub>2</sub>O<sub>4</sub>)(NO<sub>3</sub>)<sub>3</sub>]

$M_r = 729.70$

Monoclinic,  $P2_1/n$

Hall symbol: -P 2yn

$a = 10.6576$  (13) Å

$b = 16.460$  (2) Å

$c = 14.8760$  (18) Å

$\beta = 99.253$  (2)°

$V = 2575.7$  (5) Å<sup>3</sup>

$Z = 4$

$F_{000} = 1432$

$D_x = 1.882$  Mg m<sup>-3</sup>

Mo  $K\alpha$  radiation

$\lambda = 0.71073$  Å

Cell parameters from 7701 reflections

$\theta = 1.9$ – $28.2$ °

$\mu = 3.42$  mm<sup>-1</sup>

$T = 293$  (2) K

Block, yellow

$0.22 \times 0.21 \times 0.13$  mm

### Data collection

Bruker APEXII area-detector

6166 independent reflections

diffractometer	
Radiation source: fine-focus sealed tube	4469 reflections with $I > 2\sigma(I)$
Monochromator: graphite	$R_{\text{int}} = 0.029$
$T = 293(2)$ K	$\theta_{\text{max}} = 28.2^\circ$
$\varphi$ and $\omega$ scan	$\theta_{\text{min}} = 1.9^\circ$
Absorption correction: multi-scan (SADABS; Bruker, 2004)	$h = -14 \rightarrow 13$
$T_{\text{min}} = 0.520$ , $T_{\text{max}} = 0.665$	$k = -21 \rightarrow 21$
19080 measured reflections	$l = -19 \rightarrow 19$

### Refinement

Refinement on $F^2$	Secondary atom site location: difference Fourier map
Least-squares matrix: full	Hydrogen site location: inferred from neighbouring sites
$R[F^2 > 2\sigma(F^2)] = 0.041$	H-atom parameters constrained
$wR(F^2) = 0.137$	$w = 1/[\sigma^2(F_o^2) + (0.095P)^2]$
$S = 1.00$	where $P = (F_o^2 + 2F_c^2)/3$
6166 reflections	$(\Delta/\sigma)_{\text{max}} = 0.001$
346 parameters	$\Delta\rho_{\text{max}} = 1.01 \text{ e } \text{\AA}^{-3}$
1 restraint	$\Delta\rho_{\text{min}} = -1.34 \text{ e } \text{\AA}^{-3}$
Primary atom site location: structure-invariant direct methods	Extinction correction: SHELXL, $F_c^* = kFc[1 + 0.001 \times Fc^2 \lambda^3 / \sin(2\theta)]^{-1/4}$
	Extinction coefficient: 0.0023 (3)

### Special details

**Geometry.** All e.s.d.'s (except the e.s.d. in the dihedral angle between two l.s. planes) are estimated using the full covariance matrix. The cell e.s.d.'s are taken into account individually in the estimation of e.s.d.'s in distances, angles and torsion angles; correlations between e.s.d.'s in cell parameters are only used when they are defined by crystal symmetry. An approximate (isotropic) treatment of cell e.s.d.'s is used for estimating e.s.d.'s involving l.s. planes.

**Refinement.** Refinement of  $F^2$  against ALL reflections. The weighted  $R$ -factor  $wR$  and goodness of fit  $S$  are based on  $F^2$ , conventional  $R$ -factors  $R$  are based on  $F$ , with  $F$  set to zero for negative  $F^2$ . The threshold expression of  $F^2 > \sigma(F^2)$  is used only for calculating  $R$ -factors(gt) etc. and is not relevant to the choice of reflections for refinement.  $R$ -factors based on  $F^2$  are statistically about twice as large as those based on  $F$ , and  $R$ -factors based on ALL data will be even larger.

### Fractional atomic coordinates and isotropic or equivalent isotropic displacement parameters ( $\text{\AA}^2$ )

	$x$	$y$	$z$	$U_{\text{iso}}^*/U_{\text{eq}}$
Eu1	0.63900 (2)	0.108878 (15)	0.274156 (15)	0.04120 (12)
Zn1	0.78031 (6)	0.03491 (4)	0.11111 (4)	0.05380 (19)
N1	0.7500 (5)	-0.0694 (3)	0.0378 (3)	0.0606 (12)
O12	0.4368 (5)	0.1271 (3)	0.1789 (3)	0.0741 (13)
O1	0.6479 (4)	-0.0006 (2)	0.1867 (3)	0.0622 (10)
O3	0.5081 (4)	-0.0172 (3)	0.3054 (3)	0.0632 (11)
O9	0.7155 (4)	0.1980 (3)	0.3991 (3)	0.0705 (12)

## supplementary materials

---

O8	0.6712 (5)	0.0748 (3)	0.4353 (3)	0.0741 (13)
N4	0.7205 (6)	0.1408 (4)	0.4622 (4)	0.0751 (16)
C1	0.5860 (5)	-0.0710 (3)	0.1821 (4)	0.0532 (13)
C4	0.4554 (7)	-0.2156 (5)	0.1893 (6)	0.088 (2)
H4	0.4132	-0.2647	0.1927	0.105*
C2	0.5091 (6)	-0.0829 (4)	0.2476 (4)	0.0569 (13)
N3	0.3827 (5)	0.1566 (4)	0.2423 (4)	0.0778 (17)
C6	0.5955 (6)	-0.1324 (4)	0.1176 (5)	0.0616 (15)
C18	0.4310 (7)	-0.0261 (5)	0.3785 (4)	0.079 (2)
H18A	0.3462	-0.0420	0.3527	0.118*
H18B	0.4284	0.0248	0.4097	0.118*
H18C	0.4681	-0.0668	0.4208	0.118*
O10	0.7682 (7)	0.1548 (4)	0.5388 (3)	0.128 (3)
C3	0.4432 (6)	-0.1548 (4)	0.2542 (5)	0.0734 (18)
H3	0.3932	-0.1626	0.2993	0.088*
C7	0.6722 (6)	-0.1262 (4)	0.0438 (4)	0.0611 (15)
H7	0.6627	-0.1663	-0.0008	0.073*
O11	0.4523 (4)	0.1616 (3)	0.3198 (3)	0.0737 (13)
C5	0.5259 (7)	-0.2051 (4)	0.1224 (5)	0.0748 (18)
H5	0.5289	-0.2459	0.0795	0.090*
O6	0.9413 (4)	0.0296 (3)	0.1972 (3)	0.0668 (11)
O4	0.6363 (4)	0.2606 (3)	0.2286 (3)	0.0646 (11)
O2	0.7090 (4)	0.1414 (2)	0.1447 (3)	0.0608 (10)
O5	0.8463 (4)	0.0763 (4)	0.3096 (3)	0.0778 (13)
N2	0.8025 (5)	0.0827 (4)	-0.0125 (3)	0.0618 (12)
N5	0.9391 (6)	0.0506 (4)	0.2778 (4)	0.0844 (17)
C8	0.8228 (6)	-0.0642 (5)	-0.0385 (4)	0.0700 (17)
H8A	0.7942	-0.1060	-0.0831	0.084*
H8B	0.9124	-0.0728	-0.0163	0.084*
C15	0.6903 (6)	0.2813 (4)	0.1541 (4)	0.0577 (14)
C16	0.7293 (5)	0.2124 (4)	0.1086 (4)	0.0535 (13)
C10	0.8045 (6)	0.1575 (4)	-0.0319 (4)	0.0660 (16)
H10	0.8243	0.1710	-0.0887	0.079*
O13	0.2748 (6)	0.1790 (6)	0.2304 (5)	0.141 (3)
C11	0.7783 (6)	0.2248 (4)	0.0271 (4)	0.0625 (15)
C9	0.8027 (7)	0.0198 (5)	-0.0826 (4)	0.0754 (19)
H9A	0.8700	0.0308	-0.1177	0.090*
H9B	0.7223	0.0208	-0.1239	0.090*
C17	0.5747 (8)	0.3264 (4)	0.2710 (5)	0.083 (2)
H17A	0.6329	0.3710	0.2841	0.125*
H17B	0.5499	0.3073	0.3265	0.125*
H17C	0.5007	0.3443	0.2301	0.125*
C14	0.7069 (7)	0.3593 (4)	0.1239 (4)	0.0667 (16)
H14	0.6840	0.4043	0.1555	0.080*
C12	0.7926 (7)	0.3043 (4)	-0.0030 (4)	0.0739 (19)
H12	0.8254	0.3128	-0.0565	0.089*
C13	0.7599 (8)	0.3683 (5)	0.0435 (5)	0.079 (2)
H13	0.7724	0.4203	0.0221	0.095*
O7	1.0692 (8)	0.0412 (5)	0.3486 (5)	0.156 (3)

Atomic displacement parameters ( $\text{\AA}^2$ )

	$U^{11}$	$U^{22}$	$U^{33}$	$U^{12}$	$U^{13}$	$U^{23}$
Eu1	0.04652 (18)	0.04350 (18)	0.03697 (16)	-0.00126 (10)	0.01698 (11)	-0.00322 (9)
Zn1	0.0580 (4)	0.0561 (4)	0.0510 (4)	0.0004 (3)	0.0200 (3)	-0.0042 (3)
N1	0.061 (3)	0.067 (3)	0.057 (3)	-0.003 (3)	0.018 (2)	-0.017 (2)
O12	0.065 (3)	0.099 (4)	0.061 (3)	0.004 (2)	0.017 (2)	-0.013 (2)
O1	0.073 (3)	0.055 (2)	0.066 (2)	-0.014 (2)	0.033 (2)	-0.0140 (19)
O3	0.071 (3)	0.066 (3)	0.059 (2)	-0.010 (2)	0.029 (2)	-0.001 (2)
O9	0.088 (3)	0.063 (3)	0.062 (3)	-0.012 (2)	0.018 (2)	-0.002 (2)
O8	0.100 (4)	0.070 (3)	0.055 (2)	-0.023 (3)	0.021 (2)	-0.002 (2)
N4	0.098 (4)	0.083 (4)	0.048 (3)	-0.029 (4)	0.026 (3)	-0.009 (3)
C1	0.052 (3)	0.046 (3)	0.063 (3)	0.000 (2)	0.013 (3)	0.000 (3)
C4	0.076 (5)	0.068 (5)	0.125 (7)	-0.027 (4)	0.034 (5)	-0.017 (4)
C2	0.055 (3)	0.055 (3)	0.061 (3)	-0.001 (3)	0.009 (3)	-0.001 (3)
N3	0.058 (3)	0.104 (5)	0.075 (4)	0.007 (3)	0.022 (3)	-0.022 (3)
C6	0.061 (4)	0.053 (3)	0.072 (4)	0.005 (3)	0.013 (3)	-0.005 (3)
C18	0.088 (5)	0.092 (5)	0.067 (4)	-0.013 (4)	0.043 (4)	0.004 (3)
O10	0.178 (7)	0.145 (6)	0.054 (3)	-0.071 (5)	-0.007 (4)	0.002 (3)
C3	0.062 (4)	0.072 (5)	0.090 (5)	-0.010 (3)	0.024 (4)	0.008 (4)
C7	0.061 (4)	0.062 (4)	0.060 (4)	0.004 (3)	0.010 (3)	-0.015 (3)
O11	0.073 (3)	0.097 (4)	0.055 (2)	0.000 (2)	0.022 (2)	-0.020 (2)
C5	0.075 (4)	0.054 (4)	0.098 (5)	-0.009 (3)	0.019 (4)	-0.018 (3)
O6	0.060 (2)	0.074 (3)	0.067 (2)	0.002 (2)	0.010 (2)	-0.005 (2)
O4	0.088 (3)	0.054 (2)	0.058 (2)	0.008 (2)	0.029 (2)	0.0014 (18)
O2	0.079 (3)	0.050 (2)	0.060 (2)	0.008 (2)	0.034 (2)	0.0059 (18)
O5	0.058 (3)	0.116 (4)	0.061 (3)	0.007 (3)	0.012 (2)	-0.015 (3)
N2	0.061 (3)	0.076 (4)	0.053 (3)	0.002 (3)	0.019 (2)	0.003 (2)
N5	0.082 (4)	0.091 (5)	0.081 (3)	-0.001 (3)	0.014 (3)	-0.018 (3)
C8	0.065 (4)	0.087 (5)	0.064 (4)	0.002 (3)	0.028 (3)	-0.017 (3)
C15	0.064 (3)	0.050 (3)	0.060 (3)	-0.003 (3)	0.012 (3)	0.003 (3)
C16	0.057 (3)	0.053 (3)	0.053 (3)	-0.003 (3)	0.013 (2)	0.006 (2)
C10	0.067 (4)	0.077 (5)	0.059 (3)	-0.002 (3)	0.027 (3)	0.011 (3)
O13	0.070 (4)	0.221 (9)	0.131 (5)	0.045 (4)	0.010 (4)	-0.060 (5)
C11	0.062 (4)	0.064 (4)	0.065 (4)	-0.007 (3)	0.019 (3)	0.001 (3)
C9	0.076 (4)	0.100 (5)	0.053 (3)	0.013 (4)	0.018 (3)	-0.009 (3)
C17	0.108 (6)	0.059 (4)	0.088 (5)	0.013 (4)	0.030 (4)	-0.009 (3)
C14	0.080 (4)	0.047 (3)	0.072 (4)	-0.001 (3)	0.008 (3)	0.008 (3)
C12	0.089 (5)	0.075 (5)	0.061 (4)	-0.012 (4)	0.022 (3)	0.019 (3)
C13	0.102 (6)	0.067 (4)	0.065 (4)	-0.007 (4)	0.006 (4)	0.019 (3)
O7	0.124 (6)	0.179 (9)	0.149 (6)	0.008 (5)	-0.029 (5)	-0.024 (5)

Geometric parameters ( $\text{\AA}$ ,  $^\circ$ )

Eu1—O1	2.234 (4)	C18—H18A	0.9600
Eu1—O2	2.239 (4)	C18—H18B	0.9600
Eu1—O3	2.584 (4)	C18—H18C	0.9600
Eu1—O4	2.587 (4)	C3—H3	0.9300

## supplementary materials

---

Eu1—O5	2.252 (5)	C7—H7	0.9300
Eu1—O8	2.432 (4)	C5—H5	0.9300
Eu1—O9	2.405 (4)	O6—N5	1.251 (7)
Eu1—O11	2.368 (4)	O4—C15	1.371 (7)
Eu1—O12	2.400 (5)	O4—C17	1.462 (7)
Zn1—O1	2.027 (4)	O2—C16	1.319 (7)
Zn1—O2	2.005 (4)	O5—N5	1.238 (7)
Zn1—O6	1.971 (4)	N2—C10	1.265 (9)
Zn1—N1	2.032 (5)	N2—C9	1.471 (8)
Zn1—N2	2.048 (5)	N5—O7	1.607 (9)
N1—C7	1.262 (8)	C8—C9	1.531 (10)
N1—C8	1.477 (7)	C8—H8A	0.9700
O12—N3	1.278 (6)	C8—H8B	0.9700
O1—C1	1.329 (7)	C15—C14	1.381 (8)
O3—C2	1.383 (7)	C15—C16	1.417 (8)
O3—C18	1.472 (6)	C16—C11	1.409 (8)
O9—N4	1.324 (7)	C10—C11	1.468 (9)
O8—N4	1.245 (7)	C10—H10	0.9300
N4—O10	1.194 (7)	C11—C12	1.399 (9)
C1—C2	1.385 (8)	C9—H9A	0.9700
C1—C6	1.408 (8)	C9—H9B	0.9700
C4—C5	1.351 (10)	C17—H17A	0.9600
C4—C3	1.410 (10)	C17—H17B	0.9600
C4—H4	0.9300	C17—H17C	0.9600
C2—C3	1.388 (9)	C14—C13	1.411 (10)
N3—O13	1.194 (7)	C14—H14	0.9300
N3—O11	1.269 (7)	C12—C13	1.336 (10)
C6—C5	1.416 (9)	C12—H12	0.9300
C6—C7	1.475 (9)	C13—H13	0.9300
O1—Eu1—O2	68.93 (14)	C1—C6—C5	118.5 (6)
O1—Eu1—O5	79.18 (17)	C1—C6—C7	124.5 (6)
O2—Eu1—O5	78.96 (16)	C5—C6—C7	117.0 (6)
O1—Eu1—O11	125.39 (15)	O3—C18—H18A	109.5
O2—Eu1—O11	124.77 (16)	O3—C18—H18B	109.5
O5—Eu1—O11	149.10 (15)	H18A—C18—H18B	109.5
O1—Eu1—O12	82.82 (16)	O3—C18—H18C	109.5
O2—Eu1—O12	81.57 (16)	H18A—C18—H18C	109.5
O5—Eu1—O12	157.19 (16)	H18B—C18—H18C	109.5
O11—Eu1—O12	53.67 (15)	C2—C3—C4	117.0 (6)
O1—Eu1—O9	154.35 (16)	C2—C3—H3	121.5
O2—Eu1—O9	113.64 (16)	C4—C3—H3	121.5
O5—Eu1—O9	76.50 (17)	N1—C7—C6	123.6 (5)
O11—Eu1—O9	75.57 (15)	N1—C7—H7	118.2
O12—Eu1—O9	122.73 (16)	C6—C7—H7	118.2
O1—Eu1—O8	112.04 (16)	N3—O11—Eu1	96.3 (3)
O2—Eu1—O8	152.78 (17)	C4—C5—C6	120.2 (6)
O5—Eu1—O8	74.72 (17)	C4—C5—H5	119.9
O11—Eu1—O8	78.12 (17)	C6—C5—H5	119.9
O12—Eu1—O8	125.60 (17)	N5—O6—Zn1	117.6 (4)

O9—Eu1—O8	53.30 (15)	C15—O4—C17	116.1 (5)
O1—Eu1—O3	62.07 (13)	C15—O4—Eu1	117.6 (3)
O2—Eu1—O3	127.64 (14)	C17—O4—Eu1	126.1 (4)
O5—Eu1—O3	107.70 (18)	C16—O2—Zn1	125.4 (3)
O11—Eu1—O3	74.94 (15)	C16—O2—Eu1	131.4 (4)
O12—Eu1—O3	75.38 (16)	Zn1—O2—Eu1	101.39 (17)
O9—Eu1—O3	118.44 (13)	N5—O5—Eu1	143.8 (4)
O8—Eu1—O3	68.39 (14)	C10—N2—C9	121.4 (5)
O1—Eu1—O4	128.75 (13)	C10—N2—Zn1	126.0 (4)
O2—Eu1—O4	62.29 (14)	C9—N2—Zn1	112.3 (4)
O5—Eu1—O4	105.10 (18)	O5—N5—O6	126.8 (6)
O11—Eu1—O4	75.33 (16)	O5—N5—O7	116.2 (6)
O12—Eu1—O4	75.71 (16)	O6—N5—O7	117.0 (6)
O9—Eu1—O4	66.55 (14)	N1—C8—C9	109.1 (5)
O8—Eu1—O4	118.38 (15)	N1—C8—H8A	109.9
O3—Eu1—O4	147.03 (14)	C9—C8—H8A	109.9
O6—Zn1—O2	101.66 (18)	N1—C8—H8B	109.9
O6—Zn1—O1	103.73 (18)	C9—C8—H8B	109.9
O2—Zn1—O1	77.77 (16)	H8A—C8—H8B	108.3
O6—Zn1—N1	111.0 (2)	O4—C15—C14	125.9 (6)
O2—Zn1—N1	147.0 (2)	O4—C15—C16	112.4 (5)
O1—Zn1—N1	89.38 (18)	C14—C15—C16	121.7 (6)
O6—Zn1—N2	112.73 (19)	O2—C16—C11	125.9 (5)
O2—Zn1—N2	89.48 (19)	O2—C16—C15	115.8 (5)
O1—Zn1—N2	143.1 (2)	C11—C16—C15	118.2 (5)
N1—Zn1—N2	82.8 (2)	N2—C10—C11	125.9 (5)
C7—N1—C8	121.9 (5)	N2—C10—H10	117.1
C7—N1—Zn1	129.6 (4)	C11—C10—H10	117.1
C8—N1—Zn1	107.8 (4)	C12—C11—C16	119.1 (6)
N3—O12—Eu1	94.6 (4)	C12—C11—C10	118.2 (6)
C1—O1—Zn1	127.4 (3)	C16—C11—C10	122.5 (6)
C1—O1—Eu1	131.8 (3)	N2—C9—C8	110.4 (5)
Zn1—O1—Eu1	100.89 (16)	N2—C9—H9A	109.6
C2—O3—C18	116.3 (5)	C8—C9—H9A	109.6
C2—O3—Eu1	117.2 (3)	N2—C9—H9B	109.6
C18—O3—Eu1	126.5 (4)	C8—C9—H9B	109.6
N4—O9—Eu1	94.8 (3)	H9A—C9—H9B	108.1
N4—O8—Eu1	95.7 (4)	O4—C17—H17A	109.5
O10—N4—O8	124.6 (6)	O4—C17—H17B	109.5
O10—N4—O9	120.1 (6)	H17A—C17—H17B	109.5
O8—N4—O9	115.3 (5)	O4—C17—H17C	109.5
O1—C1—C2	115.6 (5)	H17A—C17—H17C	109.5
O1—C1—C6	124.8 (5)	H17B—C17—H17C	109.5
C2—C1—C6	119.5 (6)	C15—C14—C13	117.6 (6)
C5—C4—C3	122.5 (7)	C15—C14—H14	121.2
C5—C4—H4	118.8	C13—C14—H14	121.2
C3—C4—H4	118.8	C13—C12—C11	121.3 (6)
O3—C2—C1	113.1 (5)	C13—C12—H12	119.3
O3—C2—C3	124.6 (6)	C11—C12—H12	119.3

## supplementary materials

---

C1—C2—C3	122.3 (6)	C12—C13—C14	122.0 (7)
O13—N3—O11	121.4 (6)	C12—C13—H13	119.0
O13—N3—O12	123.2 (7)	C14—C13—H13	119.0
O11—N3—O12	115.4 (5)		

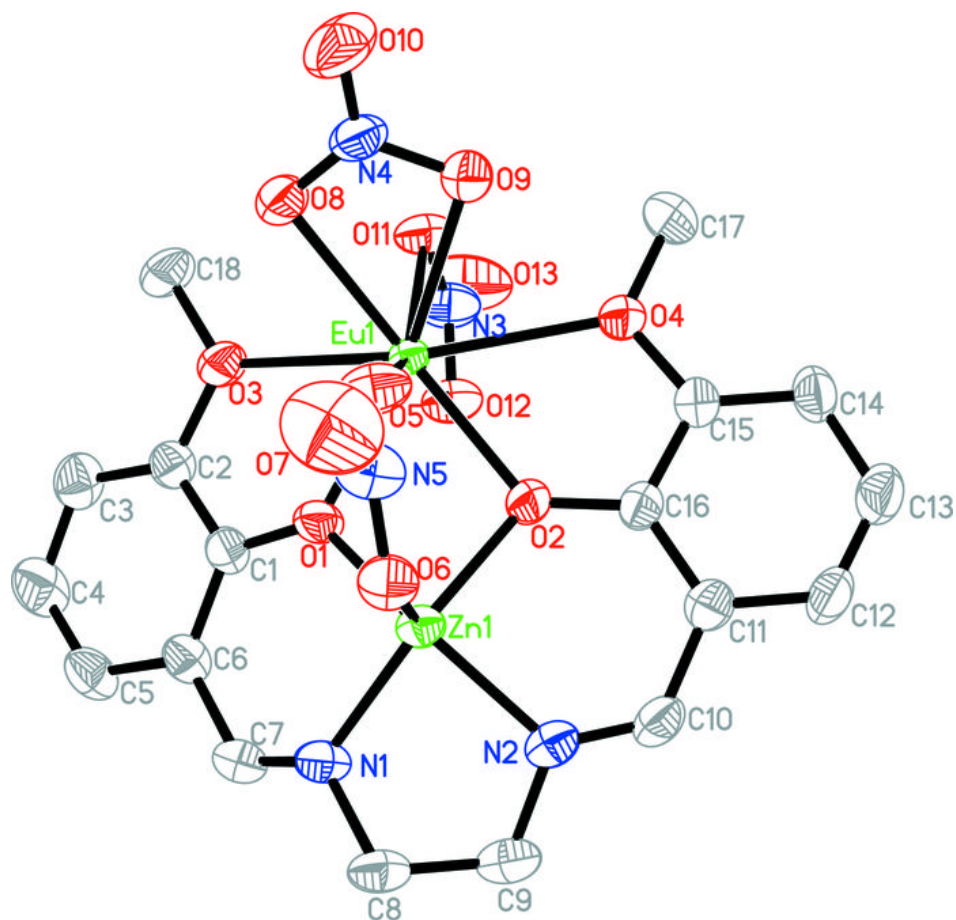
### Hydrogen-bond geometry (Å, °)

<i>D</i> —H $\cdots$ <i>A</i>	<i>D</i> —H	H $\cdots$ <i>A</i>	<i>D</i> $\cdots$ <i>A</i>	<i>D</i> —H $\cdots$ <i>A</i>
C12—H12 $\cdots$ O11 <sup>i</sup>	0.93	2.49	3.406 (8)	169
C8—H8A $\cdots$ O13 <sup>ii</sup>	0.97	2.50	3.442 (9)	163

Symmetry codes: (i)  $x+1/2, -y+1/2, z-1/2$ ; (ii)  $-x+1, -y, -z$ .

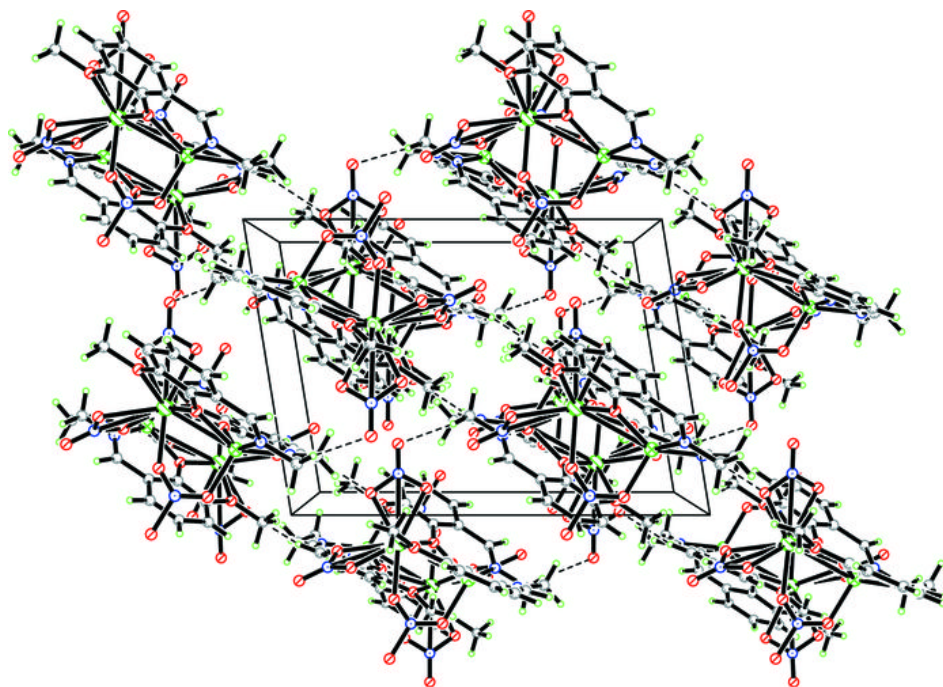
Article retracted

Fig. 1



Article

Fig. 2



Article ret