

Acta Crystallographica Section E

Structure Reports

Online

ISSN 1600-5368

Poly[diacquapentakis(μ_4 -benzene-1,2-dicarboxylato)(μ_3 -benzene-1,2-dicarboxylato)tetrathulium(III)]

Guo-Ming Wang,* Chun-Sheng Duan, Hui-Luan Liu and Hui Li

Department of Chemistry, Teachers College of Qingdao University, Qingdao, Shandong 266071, People's Republic of China

Correspondence e-mail: gmwang_pub@163.com

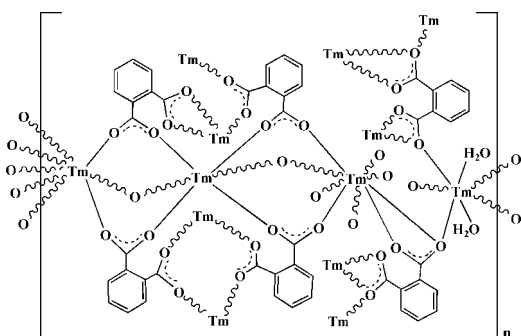
Received 12 September 2007; accepted 1 February 2008

Key indicators: single-crystal X-ray study; $T = 295$ K; mean $\sigma(\text{C}-\text{C}) = 0.012$ Å; R factor = 0.042; wR factor = 0.109; data-to-parameter ratio = 13.2.

The title compound, $[\text{Tm}_4(\text{C}_8\text{H}_4\text{O}_4)_6(\text{H}_2\text{O})_2]_n$, has been synthesized hydrothermally. The asymmetric unit has four unique Tm^{III} ions that are six-, seven-, eight- and nine-coordinate. The cations are interconnected by bridging benzene-1,2-dicarboxylate (BDC) anions to form an infinite two-dimensional framework, in which the BDC ligands adopt three different coordination modes. Adjacent sheets are further packed to form a three-dimensional supramolecular framework through O—H...O hydrogen bonds.

Related literature

For background to the structures and applications of coordination polymers, see: Meares & Wensel, (1984); Scott & Horrocks, (1992); Reineke *et al.* (1999); Eddaoudi *et al.* (2001). For related structures involving multi-dimensional networks formed by multi-functional carboxylate ligands, see: Choi *et al.* (1998); MacGillivray *et al.* (1998); Evans *et al.* (1999); Chen *et al.* (2001); Suresh *et al.* (2001); Kumagai *et al.* (2002); Lu & Babb (2003); Song *et al.* (2003); Zhang *et al.* (2004); Wang *et al.* (2007).



Experimental

Crystal data

$[\text{Tm}_4(\text{C}_8\text{H}_4\text{O}_4)_6(\text{H}_2\text{O})_2]$	$\gamma = 65.617$ (2) $^\circ$
$M_r = 1696.42$	$V = 2322.45$ (9) Å ³
Triclinic, $P\bar{1}$	$Z = 2$
$a = 12.5716$ (4) Å	Mo $K\alpha$ radiation
$b = 13.7737$ (2) Å	$\mu = 7.67$ mm ⁻¹
$c = 15.8867$ (3) Å	$T = 295$ (2) K
$\alpha = 75.301$ (4) $^\circ$	$0.30 \times 0.14 \times 0.02$ mm
$\beta = 69.112$ (2) $^\circ$	

Data collection

Bruker APEX area-detector diffractometer	18519 measured reflections
Absorption correction: multi-scan (SADABS; Sheldrick, 1996)	9421 independent reflections
$T_{\min} = 0.207$, $T_{\max} = 0.862$	8260 reflections with $I > 2\sigma(I)$
	$R_{\text{int}} = 0.044$

Refinement

$R[F^2 > 2\sigma(F^2)] = 0.042$	H atoms treated by a mixture of independent and constrained refinement
$wR(F^2) = 0.108$	$\Delta\rho_{\text{max}} = 2.34$ e Å ⁻³
$S = 1.02$	$\Delta\rho_{\text{min}} = -2.67$ e Å ⁻³
9421 reflections	
715 parameters	
6 restraints	

Table 1

Hydrogen-bond geometry (Å, $^\circ$).

$D-H\cdots A$	$D-H$	$H\cdots A$	$D\cdots A$	$D-H\cdots A$
O25—H25A...O14 ⁱ	0.824 (10)	2.06 (2)	2.872 (7)	169 (9)
O25—H25B...O17 ⁱ	0.821 (10)	2.32 (7)	2.729 (7)	111 (6)
O25—H25B...O19 ^j	0.821 (10)	2.45 (3)	3.232 (7)	161 (7)
O26—H26A...O7 ⁱⁱ	0.816 (10)	2.08 (5)	2.822 (7)	151 (9)
O26—H26B...O22 ⁱⁱⁱ	0.817 (10)	2.40 (2)	3.208 (7)	168 (9)
O26—H26B...O5 ⁱⁱ	0.817 (10)	2.62 (6)	3.072 (7)	116 (5)

Symmetry codes: (i) $-x + 1, -y, -z$; (ii) $-x, -y, -z$; (iii) $-x + 1, -y, -z - 1$.

Data collection: SMART (Bruker, 2002); cell refinement: SAINT-Plus (Bruker, 2002); data reduction: SAINT-Plus; program(s) used to solve structure: SHELXS97 (Sheldrick, 2008); program(s) used to refine structure: SHELXL97 (Sheldrick, 2008); molecular graphics: SHELXTL (Sheldrick, 2008); software used to prepare material for publication: SHELXL97.

Supplementary data and figures for this paper are available from the IUCr electronic archives (Reference: SJ2461).

References

- Bruker (2002). SMART and SAINT. Bruker AXS Inc., Madison, Wisconsin, USA.
- Chen, B., Eddaoudi, M., Hyde, S. T., O'Keeffe, M. & Yaghi, O. M. (2001). *Science*, **291**, 1021–1023.
- Choi, H. J. & Suh, M. P. (1998). *J. Am. Chem. Soc.* **120**, 10622–10628.
- Eddaoudi, M., Moler, D. B., Li, H., Chen, B., Reineke, T. M., O'Keeffe, M. & Yaghi, O. M. (2001). *Acc. Chem. Res.* **34**, 319–330.
- Evans, O. R., Xiong, R. G., Wang, Z., Wong, G. K. & Lin, W. (1999). *Angew. Chem. Int. Ed.* **38**, 536–538.
- Kumagai, H., Kepert, C. J. & Kurmoo, M. (2002). *Inorg. Chem.* **41**, 3410–3422.
- Lu, J. Y. & Babb, A. M. (2003). *Chem. Commun.* pp. 1346–1347.
- MacGillivray, L. R., Groeneman, R. H. & Atwood, J. L. (1998). *J. Am. Chem. Soc.* **120**, 2676–2677.
- Meares, C. F. & Wensel, T. G. (1984). *Acc. Chem. Res.* **17**, 202–209.

- Reineke, T. M., Eddaoudi, M., Fehr, M., Kelley, D. & Yaghi, O. M. (1999). *J. Am. Chem. Soc.* **121**, 1651–1657.
- Scott, L. K. & Horrocks, W. D. (1992). *J. Inorg. Biochem.* **46**, 193–205.
- Sheldrick, G. M. (1996). *SADABS*. University of Göttingen, Germany.
- Sheldrick, G. M. (2008). *Acta Cryst.* **A64**, 112–122.
- Song, R., Kim, K. M. & Sohn, Y. S. (2003). *Inorg. Chem.* **42**, 821–826.
- Suresh, E., Boopalan, Jasra, K. R. V. & Bhadbhade, M. M. (2001). *Inorg. Chem.* **40**, 4078–4080.
- Wang, G.-M., Huang, H.-L., Li, H. & Zheng, Q.-H. (2007). *Acta Cryst.* **C63**, m531–m533.
- Zhang, M. B., Zhang, J., Zheng, S. T. & Yang, G. Y. (2004). *Angew. Chem. Int. Ed.* **44**, 1385–1388.

supplementary materials

Acta Cryst. (2008). E64, m468-m469 [doi:10.1107/S1600536808003620]

Poly[*diaquapentakis*(4-benzene-1,2-dicarboxylato)(3-benzene-1,2-dicarboxylato)tetrathulium(III)]

G.-M. Wang, C.-S. Duan, H.-L. Liu and H. Li

Comment

Research into the design, synthesis and characterization of metal coordination polymers is still of great interest because of their intriguing topological architectures and their potential applications as functional materials (Meares & Wensel, 1984; Scott & Horrocks, 1992; Reineke *et al.*, 1999; Eddaoudi *et al.*, 2001). In these studies, multifunctional ligands such as poly-carboxylate compounds are used as bridging groups to construct one-, two- and three-dimensional networks (Choi *et al.*, 1998; MacGillivray *et al.*, 1998; Evans *et al.*, 1999; Chen *et al.*, 2001; Suresh *et al.*, 2001; Kumagai *et al.*, 2002; Lu & Babb, 2003; Song *et al.*, 2003; Zhang *et al.*, 2004). Numerous architectures have been assembled from particular combinations of appropriate metal centers and versatile polydentate ligands. In our pursuit of the synthesis of novel coordination polymers in the presence of benzene-1,2-dicarboxylic and isonicotinic acids (Wang *et al.*, 2007), we obtained the title compound (I), Fig. 1, which exhibits an infinite two dimensional structure.

The asymmetric unit of (I) contains four independent thulium cations, six BDC ligands and two coordinated water molecules. Tm1 is coordinated to eight carboxylate oxygen atoms of six BDC anions; Tm2 binds to six carboxylate oxygen atoms of six individual BDC anions; Tm3 is nine-coordinated binding to nine carboxylate oxygen atoms from six BDC anions; finally, Tm4 is seven-coordinate binding to carboxylate oxygen atoms from five BDC anions and two coordinated water molecules. Compounds with four different types of metal ion coordination environments are rarely found in lanthanide coordination chemistry.

The Tm centers are each interconnected by BDC bridges to form an infinite two-dimensional network in the *ac* plane, as shown in Fig. 2. Interestingly, the sheet is made up from alternating infinite chains, in which the four Tm ions of the asymmetric unit are arranged in reverse order with Tm \cdots Tm distances in the range 4.214 (6)–4.625 (9) Å. The six independent BDC ligands, however, adopt three discrete coordination modes (Fig. 3) linking the Tm cations into an extended network. O—H \cdots O hydrogen bonds join adjacent sheets into a three dimensional supramolecular framework with O \cdots O distances in the range 2.729 (7)–3.232 (7) Å, Table 1.

Experimental

The title compound was prepared under mild hydrothermal conditions. Typically, a mixture of Tm₂O₃ (0.193 g, 0.5 mmol), isonicotinic acid (0.10 g, 0.80 mmol), H₂BDC (0.251 g, 1.50 mmol) and H₂O (10 mL) was sealed in a 25 ml Teflon-lined steel autoclave and heated under autogenous pressure at 443 K for 5 days. The colorless plate-like crystals obtained were recovered by filtration, washed with distilled water and dried in air.

Refinement

All the H atoms bound to C atoms were positioned geometrically, with C—H = 0.93 Å for aromatic H and constrained to ride on their parent atoms, with $U_{\text{iso}}(\text{H}) = 1.2U_{\text{eq}}(\text{C})$. The hydrogen atoms of water molecule were located in a difference Fourier

supplementary materials

map and their positions and isotropic displacement parameters were refined. In the final difference map a number of peaks of height approximately $2.0 \text{ e } \text{\AA}^{-3}$ were found at close to the Tm atoms but no chemical significance can be attached to them.

Figures

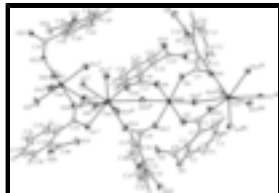


Fig. 1. The molecular structure of (I), with the atom-numbering scheme. Displacement ellipsoids are drawn at the 50% probability level. [Symmetry codes: (i) $-2 - x, 2 - y, 2 - z$; (ii) $-1 - x, 2 - y, 2 - z$; (iii) $-1 + x, y, 1 + z$; (iiii) $-2 - x, 2 - y, 3 - z$].




Fig. 2. Crystal packing of (I) showing the two-dimensional layer structure.

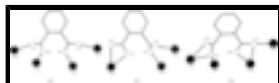


Fig. 3. Coordination modes of the BDC ligand found in (I).

Poly[μ_4 -benzene-1,2-dicarboxylato)(μ_3 -benzene-1,2-dicarboxylato)tetrathulium(III)]

Crystal data

$[\text{Tm}_4(\text{C}_8\text{H}_4\text{O}_4)_6(\text{H}_2\text{O})_2]$

$M_r = 1696.42$

Triclinic, $P\bar{1}$

Hall symbol: $-P\ 1$

$a = 12.5716$ (4) \AA

$b = 13.7737$ (2) \AA

$c = 15.8867$ (3) \AA

$\alpha = 75.301$ (4) $^\circ$

$\beta = 69.112$ (2) $^\circ$

$\gamma = 65.617$ (2) $^\circ$

$V = 2322.45$ (9) \AA^3

$Z = 2$

$F_{000} = 1600$

$D_x = 2.426$ Mg m^{-3}

Mo $K\alpha$ radiation

$\lambda = 0.71073$ \AA

Cell parameters from 9365 reflections

$\theta = 2.8\text{--}28.3^\circ$

$\mu = 7.67$ mm^{-1}

$T = 295$ (2) K

Plate, colorless

$0.30 \times 0.14 \times 0.02$ mm

Data collection

Bruker APEX area-detector diffractometer

Radiation source: fine-focus sealed tube

Monochromator: graphite

$T = 295$ (2) K

φ and ω scans

Absorption correction: multi-scan (SADABS; Sheldrick, 1996)

9421 independent reflections

8260 reflections with $I > 2\sigma(I)$

$R_{\text{int}} = 0.044$

$\theta_{\text{max}} = 26.5^\circ$

$\theta_{\text{min}} = 1.4^\circ$

$h = -15 \rightarrow 15$

$T_{\min} = 0.207$, $T_{\max} = 0.862$
18519 measured reflections

$k = -17 \rightarrow 17$
 $l = -19 \rightarrow 19$

Refinement

Refinement on F^2	Secondary atom site location: difference Fourier map
Least-squares matrix: full	Hydrogen site location: inferred from neighbouring sites
$R[F^2 > 2\sigma(F^2)] = 0.042$	H atoms treated by a mixture of independent and constrained refinement
$wR(F^2) = 0.108$	$w = 1/[\sigma^2(F_o^2) + (0.0519P)^2]$
$S = 1.02$	where $P = (F_o^2 + 2F_c^2)/3$
9421 reflections	$(\Delta/\sigma)_{\max} = 0.002$
715 parameters	$\Delta\rho_{\max} = 2.34 \text{ e } \text{\AA}^{-3}$
6 restraints	$\Delta\rho_{\min} = -2.67 \text{ e } \text{\AA}^{-3}$
Primary atom site location: structure-invariant direct methods	Extinction correction: none

Special details

Geometry. All e.s.d.'s (except the e.s.d. in the dihedral angle between two l.s. planes) are estimated using the full covariance matrix. The cell e.s.d.'s are taken into account individually in the estimation of e.s.d.'s in distances, angles and torsion angles; correlations between e.s.d.'s in cell parameters are only used when they are defined by crystal symmetry. An approximate (isotropic) treatment of cell e.s.d.'s is used for estimating e.s.d.'s involving l.s. planes.

Refinement. Refinement of F^2 against ALL reflections. The weighted R -factor wR and goodness of fit S are based on F^2 , conventional R -factors R are based on F , with F set to zero for negative F^2 . The threshold expression of $F^2 > 2\sigma(F^2)$ is used only for calculating R -factors(gt) *etc.* and is not relevant to the choice of reflections for refinement. R -factors based on F^2 are statistically about twice as large as those based on F , and R -factors based on ALL data will be even larger.

Fractional atomic coordinates and isotropic or equivalent isotropic displacement parameters (\AA^2)

	x	y	z	$U_{\text{iso}}^*/U_{\text{eq}}$
Tm1	-0.31816 (2)	0.12071 (2)	0.463579 (18)	0.01666 (9)
Tm2	-0.00120 (2)	0.00357 (2)	0.241350 (18)	0.01670 (9)
Tm3	0.30710 (2)	-0.11202 (2)	0.002946 (18)	0.01663 (9)
Tm4	0.51486 (2)	0.04932 (2)	-0.258514 (18)	0.01669 (9)
O1	-0.1567 (4)	0.1696 (5)	0.4135 (4)	0.0365 (13)
O2	0.0298 (4)	0.0745 (4)	0.3378 (3)	0.0289 (12)
O3	0.2956 (4)	0.0633 (4)	0.3023 (3)	0.0354 (13)
O4	0.2189 (4)	-0.0054 (4)	0.4425 (3)	0.0282 (11)
O5	-0.3224 (4)	0.1930 (4)	0.3206 (3)	0.0265 (11)
O6	-0.1474 (4)	0.1583 (4)	0.2105 (3)	0.0241 (11)
O7	-0.3531 (4)	0.1884 (4)	0.1302 (3)	0.0249 (11)
O8	-0.3630 (4)	0.3019 (4)	0.0065 (3)	0.0276 (11)
O9	-0.0324 (4)	-0.0860 (4)	0.1619 (3)	0.0265 (11)
O10	0.1308 (4)	-0.1341 (4)	0.0439 (4)	0.0355 (13)

supplementary materials

O11	-0.3142 (4)	-0.1192 (4)	0.2113 (3)	0.0302 (12)
O12	-0.2293 (4)	-0.0281 (4)	0.0877 (3)	0.0274 (11)
O13	0.1513 (4)	-0.1479 (4)	0.2665 (3)	0.0275 (11)
O14	0.3183 (4)	-0.1874 (4)	0.1483 (3)	0.0275 (11)
O15	0.3801 (4)	-0.2562 (4)	0.4525 (3)	0.0253 (11)
O16	0.3972 (5)	-0.1774 (4)	0.3097 (3)	0.0296 (12)
O17	0.5130 (4)	-0.1881 (4)	-0.0108 (3)	0.0254 (11)
O18	0.5131 (4)	-0.0711 (4)	-0.1315 (3)	0.0279 (11)
O19	0.6707 (4)	-0.0348 (4)	-0.0425 (3)	0.0249 (11)
O20	0.8564 (4)	-0.0430 (4)	-0.1219 (3)	0.0251 (11)
O21	0.5023 (4)	0.1011 (4)	-0.4038 (3)	0.0197 (10)
O22	0.4733 (4)	0.1920 (4)	-0.5335 (3)	0.0253 (11)
O23	0.1458 (4)	0.0407 (4)	-0.3581 (3)	0.0261 (11)
O24	0.3314 (4)	0.0309 (4)	-0.4389 (3)	0.0261 (11)
O25	0.4742 (5)	0.1444 (5)	-0.1427 (3)	0.0359 (13)
O26	0.4781 (5)	-0.0892 (5)	-0.2904 (4)	0.0360 (13)
C1	-0.0433 (6)	0.1453 (6)	0.3882 (4)	0.0216 (14)
C2	0.0057 (6)	0.2099 (6)	0.4160 (4)	0.0208 (14)
C3	-0.0740 (7)	0.3070 (6)	0.4508 (5)	0.0333 (18)
H3	-0.1578	0.3266	0.4630	0.040*
C4	-0.0269 (8)	0.3731 (7)	0.4667 (6)	0.043 (2)
H4	-0.0795	0.4363	0.4915	0.052*
C5	0.0940 (8)	0.3469 (7)	0.4466 (6)	0.042 (2)
H5	0.1237	0.3949	0.4541	0.050*
C6	0.1761 (7)	0.2499 (7)	0.4150 (5)	0.0347 (18)
H6	0.2595	0.2316	0.4032	0.042*
C7	0.1294 (6)	0.1807 (5)	0.4014 (4)	0.0205 (14)
C8	0.2211 (6)	0.0706 (6)	0.3786 (5)	0.0242 (15)
C9	-0.2531 (5)	0.2181 (5)	0.2461 (4)	0.0189 (13)
C10	-0.3008 (6)	0.3307 (6)	0.2024 (4)	0.0198 (14)
C11	-0.2968 (7)	0.4109 (6)	0.2387 (5)	0.0290 (16)
H11	-0.2646	0.3919	0.2874	0.035*
C12	-0.3396 (8)	0.5178 (7)	0.2041 (5)	0.0366 (19)
H12	-0.3377	0.5702	0.2301	0.044*
C13	-0.3853 (7)	0.5465 (6)	0.1304 (6)	0.040 (2)
H13	-0.4120	0.6182	0.1057	0.048*
C14	-0.3913 (7)	0.4700 (6)	0.0937 (5)	0.0306 (17)
H14	-0.4231	0.4901	0.0447	0.037*
C15	-0.3498 (6)	0.3608 (6)	0.1294 (4)	0.0203 (14)
C16	-0.3577 (5)	0.2801 (6)	0.0867 (4)	0.0204 (14)
C17	0.0328 (6)	-0.1417 (5)	0.0971 (5)	0.0193 (14)
C18	-0.0077 (6)	-0.2241 (6)	0.0859 (4)	0.0210 (14)
C19	0.0831 (6)	-0.3190 (6)	0.0542 (5)	0.0285 (16)
H19	0.1648	-0.3266	0.0367	0.034*
C20	0.0510 (8)	-0.4018 (7)	0.0489 (6)	0.040 (2)
H20	0.1114	-0.4645	0.0272	0.049*
C21	-0.0675 (7)	-0.3920 (7)	0.0751 (6)	0.043 (2)
H21	-0.0882	-0.4479	0.0711	0.052*
C22	-0.1584 (6)	-0.2989 (6)	0.1079 (5)	0.0279 (16)

H22	-0.2395	-0.2932	0.1269	0.034*
C23	-0.1287 (6)	-0.2141 (6)	0.1125 (4)	0.0214 (14)
C24	-0.2311 (5)	-0.1127 (6)	0.1400 (4)	0.0194 (14)
C25	0.2553 (6)	-0.2075 (6)	0.2276 (4)	0.0208 (14)
C26	0.3052 (5)	-0.3180 (5)	0.2776 (4)	0.0188 (14)
C27	0.2949 (7)	-0.4028 (6)	0.2527 (5)	0.0305 (17)
H27	0.2622	-0.3910	0.2053	0.037*
C28	0.3340 (8)	-0.5060 (7)	0.2992 (6)	0.043 (2)
H28	0.3290	-0.5631	0.2816	0.052*
C29	0.3802 (8)	-0.5236 (6)	0.3712 (6)	0.039 (2)
H29	0.4050	-0.5921	0.4025	0.047*
C30	0.3891 (7)	-0.4394 (6)	0.3960 (5)	0.0295 (16)
H30	0.4182	-0.4510	0.4453	0.035*
C31	0.3552 (6)	-0.3363 (6)	0.3483 (4)	0.0216 (15)
C32	0.3785 (6)	-0.2512 (6)	0.3731 (4)	0.0206 (14)
C33	0.5698 (5)	-0.1514 (5)	-0.0863 (4)	0.0179 (13)
C34	0.7019 (5)	-0.2149 (5)	-0.1220 (4)	0.0182 (13)
C35	0.7286 (7)	-0.3091 (6)	-0.1544 (5)	0.0303 (17)
H35	0.6656	-0.3291	-0.1526	0.036*
C36	0.8467 (7)	-0.3730 (7)	-0.1891 (6)	0.041 (2)
H36	0.8634	-0.4350	-0.2122	0.049*
C37	0.9415 (7)	-0.3461 (7)	-0.1900 (6)	0.040 (2)
H37	1.0218	-0.3908	-0.2120	0.048*
C38	0.9158 (6)	-0.2520 (6)	-0.1578 (5)	0.0271 (16)
H38	0.9793	-0.2334	-0.1585	0.033*
C39	0.7962 (5)	-0.1850 (5)	-0.1247 (4)	0.0194 (14)
C40	0.7718 (6)	-0.0829 (6)	-0.0942 (4)	0.0202 (14)
C41	0.4315 (6)	0.1676 (5)	-0.4498 (4)	0.0182 (13)
C42	0.3013 (5)	0.2301 (5)	-0.4029 (4)	0.0183 (13)
C43	0.2790 (7)	0.3312 (6)	-0.3869 (5)	0.0297 (17)
H43	0.3426	0.3570	-0.4059	0.036*
C44	0.1616 (7)	0.3961 (7)	-0.3424 (5)	0.0370 (19)
H44	0.1477	0.4632	-0.3294	0.044*
C45	0.0666 (7)	0.3585 (6)	-0.3180 (5)	0.0360 (19)
H45	-0.0123	0.4019	-0.2906	0.043*
C46	0.0882 (6)	0.2577 (6)	-0.3339 (5)	0.0265 (16)
H46	0.0235	0.2336	-0.3170	0.032*
C47	0.2054 (5)	0.1908 (6)	-0.3752 (4)	0.0193 (14)
C48	0.2280 (6)	0.0824 (6)	-0.3906 (4)	0.0198 (14)
H25A	0.528 (6)	0.165 (7)	-0.146 (5)	0.050*
H25B	0.440 (7)	0.127 (7)	-0.0899 (18)	0.050*
H26A	0.422 (5)	-0.096 (7)	-0.246 (3)	0.050*
H26B	0.481 (7)	-0.107 (7)	-0.337 (3)	0.050*

Atomic displacement parameters (\AA^2)

	U^{11}	U^{22}	U^{33}	U^{12}	U^{13}	U^{23}
Tm1	0.01355 (14)	0.01940 (17)	0.01543 (15)	-0.00609 (12)	-0.00262 (11)	-0.00136 (11)

supplementary materials

Tm2	0.01188 (15)	0.01966 (18)	0.01674 (15)	-0.00620 (13)	0.00029 (11)	-0.00466 (12)
Tm3	0.01472 (15)	0.01797 (17)	0.01583 (15)	-0.00678 (12)	-0.00276 (11)	-0.00056 (12)
Tm4	0.01315 (14)	0.02015 (17)	0.01376 (15)	-0.00586 (12)	-0.00174 (10)	-0.00035 (11)
O1	0.016 (2)	0.043 (4)	0.051 (3)	-0.013 (2)	-0.008 (2)	-0.005 (3)
O2	0.028 (3)	0.034 (3)	0.030 (3)	-0.012 (2)	-0.005 (2)	-0.015 (2)
O3	0.016 (2)	0.036 (3)	0.036 (3)	-0.003 (2)	0.006 (2)	-0.004 (2)
O4	0.026 (3)	0.027 (3)	0.024 (3)	-0.002 (2)	-0.010 (2)	-0.001 (2)
O5	0.019 (2)	0.034 (3)	0.020 (2)	-0.011 (2)	-0.0013 (19)	0.004 (2)
O6	0.018 (2)	0.025 (3)	0.022 (2)	-0.006 (2)	0.0006 (19)	-0.002 (2)
O7	0.030 (3)	0.022 (3)	0.023 (2)	-0.013 (2)	-0.006 (2)	0.001 (2)
O8	0.035 (3)	0.027 (3)	0.020 (2)	-0.009 (2)	-0.009 (2)	-0.004 (2)
O9	0.024 (2)	0.032 (3)	0.025 (3)	-0.010 (2)	-0.004 (2)	-0.010 (2)
O10	0.024 (3)	0.036 (3)	0.044 (3)	-0.017 (2)	0.007 (2)	-0.012 (3)
O11	0.017 (2)	0.042 (3)	0.026 (3)	-0.010 (2)	-0.004 (2)	0.001 (2)
O12	0.027 (3)	0.023 (3)	0.027 (3)	-0.006 (2)	-0.011 (2)	0.005 (2)
O13	0.019 (2)	0.023 (3)	0.026 (3)	0.001 (2)	-0.001 (2)	0.000 (2)
O14	0.027 (3)	0.030 (3)	0.021 (2)	-0.009 (2)	-0.003 (2)	-0.002 (2)
O15	0.028 (3)	0.029 (3)	0.019 (2)	-0.011 (2)	-0.0050 (19)	-0.004 (2)
O16	0.043 (3)	0.033 (3)	0.022 (3)	-0.025 (3)	-0.012 (2)	0.005 (2)
O17	0.020 (2)	0.031 (3)	0.019 (2)	-0.012 (2)	0.0006 (19)	0.003 (2)
O18	0.023 (2)	0.025 (3)	0.028 (3)	0.001 (2)	-0.011 (2)	-0.001 (2)
O19	0.018 (2)	0.029 (3)	0.026 (3)	-0.008 (2)	0.0003 (19)	-0.010 (2)
O20	0.020 (2)	0.034 (3)	0.023 (2)	-0.017 (2)	-0.0003 (19)	0.000 (2)
O21	0.017 (2)	0.025 (3)	0.017 (2)	-0.010 (2)	-0.0047 (18)	0.0013 (19)
O22	0.016 (2)	0.034 (3)	0.019 (2)	-0.007 (2)	-0.0030 (18)	0.002 (2)
O23	0.021 (2)	0.037 (3)	0.020 (2)	-0.019 (2)	0.0019 (19)	-0.001 (2)
O24	0.015 (2)	0.025 (3)	0.033 (3)	-0.007 (2)	0.004 (2)	-0.013 (2)
O25	0.033 (3)	0.058 (4)	0.022 (3)	-0.018 (3)	-0.005 (2)	-0.014 (3)
O26	0.048 (3)	0.046 (4)	0.024 (3)	-0.029 (3)	-0.006 (2)	-0.006 (3)
C1	0.021 (3)	0.026 (4)	0.017 (3)	-0.011 (3)	-0.003 (3)	0.001 (3)
C2	0.019 (3)	0.024 (4)	0.018 (3)	-0.005 (3)	-0.006 (3)	-0.003 (3)
C3	0.030 (4)	0.022 (4)	0.040 (4)	0.003 (3)	-0.012 (3)	-0.009 (3)
C4	0.051 (5)	0.027 (5)	0.051 (5)	0.002 (4)	-0.022 (4)	-0.018 (4)
C5	0.066 (6)	0.033 (5)	0.047 (5)	-0.029 (5)	-0.029 (4)	0.001 (4)
C6	0.043 (4)	0.039 (5)	0.037 (4)	-0.025 (4)	-0.018 (4)	-0.002 (4)
C7	0.021 (3)	0.019 (4)	0.017 (3)	-0.005 (3)	-0.005 (3)	0.000 (3)
C8	0.021 (3)	0.025 (4)	0.029 (4)	-0.011 (3)	-0.006 (3)	-0.004 (3)
C9	0.014 (3)	0.018 (4)	0.025 (3)	-0.003 (3)	-0.009 (3)	-0.003 (3)
C10	0.016 (3)	0.022 (4)	0.018 (3)	-0.006 (3)	-0.001 (2)	-0.004 (3)
C11	0.035 (4)	0.031 (4)	0.027 (4)	-0.015 (3)	-0.009 (3)	-0.006 (3)
C12	0.049 (5)	0.028 (5)	0.037 (4)	-0.018 (4)	-0.008 (4)	-0.010 (4)
C13	0.039 (5)	0.012 (4)	0.053 (5)	-0.003 (4)	-0.006 (4)	-0.002 (4)
C14	0.035 (4)	0.023 (4)	0.031 (4)	-0.010 (3)	-0.010 (3)	0.001 (3)
C15	0.020 (3)	0.018 (4)	0.016 (3)	-0.004 (3)	0.000 (2)	-0.001 (3)
C16	0.014 (3)	0.021 (4)	0.025 (4)	-0.006 (3)	0.000 (3)	-0.009 (3)
C17	0.016 (3)	0.016 (3)	0.028 (4)	-0.008 (3)	-0.007 (3)	-0.001 (3)
C18	0.022 (3)	0.026 (4)	0.018 (3)	-0.010 (3)	-0.005 (3)	-0.006 (3)
C19	0.025 (4)	0.025 (4)	0.031 (4)	-0.007 (3)	0.000 (3)	-0.010 (3)
C20	0.039 (5)	0.028 (5)	0.048 (5)	-0.005 (4)	-0.003 (4)	-0.019 (4)

C21	0.037 (4)	0.031 (5)	0.068 (6)	-0.017 (4)	-0.013 (4)	-0.013 (4)
C22	0.028 (4)	0.024 (4)	0.037 (4)	-0.015 (3)	-0.010 (3)	-0.002 (3)
C23	0.019 (3)	0.022 (4)	0.020 (3)	-0.010 (3)	0.000 (3)	0.000 (3)
C24	0.013 (3)	0.028 (4)	0.015 (3)	-0.006 (3)	-0.003 (2)	-0.003 (3)
C25	0.020 (3)	0.027 (4)	0.020 (3)	-0.011 (3)	-0.008 (3)	-0.004 (3)
C26	0.016 (3)	0.018 (4)	0.018 (3)	-0.004 (3)	0.000 (2)	-0.005 (3)
C27	0.031 (4)	0.026 (4)	0.038 (4)	-0.010 (3)	-0.015 (3)	-0.005 (3)
C28	0.060 (6)	0.023 (5)	0.051 (5)	-0.019 (4)	-0.021 (4)	0.000 (4)
C29	0.049 (5)	0.016 (4)	0.045 (5)	-0.010 (4)	-0.012 (4)	0.003 (4)
C30	0.036 (4)	0.020 (4)	0.027 (4)	-0.005 (3)	-0.012 (3)	0.004 (3)
C31	0.019 (3)	0.020 (4)	0.023 (3)	-0.009 (3)	0.000 (3)	-0.002 (3)
C32	0.015 (3)	0.025 (4)	0.021 (3)	-0.007 (3)	-0.003 (2)	-0.004 (3)
C33	0.013 (3)	0.022 (4)	0.019 (3)	-0.003 (3)	-0.007 (2)	-0.006 (3)
C34	0.015 (3)	0.018 (4)	0.017 (3)	-0.008 (3)	0.000 (2)	0.001 (3)
C35	0.030 (4)	0.023 (4)	0.037 (4)	-0.007 (3)	-0.005 (3)	-0.014 (3)
C36	0.036 (4)	0.031 (5)	0.050 (5)	-0.006 (4)	-0.001 (4)	-0.022 (4)
C37	0.025 (4)	0.025 (5)	0.047 (5)	0.003 (3)	0.003 (3)	-0.005 (4)
C38	0.013 (3)	0.028 (4)	0.032 (4)	-0.007 (3)	0.000 (3)	0.000 (3)
C39	0.017 (3)	0.016 (4)	0.018 (3)	-0.004 (3)	-0.002 (2)	0.001 (3)
C40	0.022 (3)	0.029 (4)	0.015 (3)	-0.015 (3)	-0.008 (3)	0.003 (3)
C41	0.021 (3)	0.021 (4)	0.017 (3)	-0.012 (3)	-0.005 (2)	-0.001 (3)
C42	0.015 (3)	0.022 (4)	0.014 (3)	-0.008 (3)	-0.001 (2)	0.002 (3)
C43	0.031 (4)	0.020 (4)	0.031 (4)	-0.008 (3)	-0.008 (3)	0.005 (3)
C44	0.044 (5)	0.025 (4)	0.036 (4)	-0.010 (4)	-0.005 (4)	-0.007 (4)
C45	0.031 (4)	0.026 (4)	0.034 (4)	-0.001 (3)	0.002 (3)	-0.005 (3)
C46	0.015 (3)	0.025 (4)	0.027 (4)	-0.001 (3)	0.003 (3)	-0.004 (3)
C47	0.015 (3)	0.024 (4)	0.016 (3)	-0.006 (3)	-0.001 (2)	-0.005 (3)
C48	0.023 (3)	0.024 (4)	0.015 (3)	-0.012 (3)	-0.007 (3)	0.000 (3)

Geometric parameters (Å, °)

Tm1—O4 ⁱ	2.190 (5)	O26—H26B	0.817 (10)
Tm1—O1	2.216 (5)	C1—C2	1.488 (9)
Tm1—O5	2.248 (5)	C2—C7	1.380 (9)
Tm1—O15 ⁱ	2.278 (5)	C2—C3	1.403 (10)
Tm1—O24 ⁱⁱ	2.300 (5)	C3—C4	1.383 (12)
Tm1—O22 ⁱⁱⁱ	2.377 (4)	C3—H3	0.9300
Tm1—O21 ⁱⁱⁱ	2.536 (4)	C4—C5	1.343 (12)
Tm1—O23 ⁱⁱ	2.787 (5)	C4—H4	0.9300
Tm1—C41 ⁱⁱⁱ	2.811 (6)	C5—C6	1.391 (12)
Tm1—C48 ⁱⁱ	2.924 (7)	C5—H5	0.9300
Tm2—O9	2.194 (5)	C6—C7	1.400 (10)
Tm2—O2	2.225 (5)	C6—H6	0.9300
Tm2—O13	2.238 (5)	C7—C8	1.516 (9)
Tm2—O20 ^{iv}	2.244 (4)	C9—C10	1.493 (9)
Tm2—O6	2.244 (5)	C10—C11	1.395 (9)
Tm2—O23 ⁱⁱ	2.248 (4)	C10—C15	1.396 (9)

supplementary materials

Tm3—O12 ⁱⁱ	2.188 (5)	C11—C12	1.381 (11)
Tm3—O10	2.203 (4)	C11—H11	0.9300
Tm3—O17	2.306 (4)	C12—C13	1.383 (12)
Tm3—O14	2.308 (5)	C12—H12	0.9300
Tm3—O7 ⁱⁱ	2.380 (5)	C13—C14	1.366 (11)
Tm3—O19 ^{iv}	2.408 (5)	C13—H13	0.9300
Tm3—O8 ⁱⁱ	2.442 (5)	C14—C15	1.409 (10)
Tm3—C16 ⁱⁱ	2.758 (7)	C14—H14	0.9300
Tm3—O20 ^{iv}	2.830 (5)	C15—C16	1.493 (9)
Tm3—O18	2.870 (5)	C16—Tm3 ⁱⁱ	2.758 (7)
Tm3—C33	2.963 (6)	C17—C18	1.491 (9)
Tm4—O11 ⁱⁱ	2.205 (4)	C18—C23	1.381 (9)
Tm4—O3 ^{iv}	2.210 (5)	C18—C19	1.400 (10)
Tm4—O18	2.264 (5)	C19—C20	1.386 (11)
Tm4—O21	2.278 (4)	C19—H19	0.9300
Tm4—O16 ^{iv}	2.289 (5)	C20—C21	1.354 (11)
Tm4—O25	2.315 (5)	C20—H20	0.9300
Tm4—O26	2.344 (5)	C21—C22	1.388 (11)
O1—C1	1.254 (8)	C21—H21	0.9300
O2—C1	1.253 (8)	C22—C23	1.389 (9)
O3—C8	1.237 (8)	C22—H22	0.9300
O3—Tm4 ^{iv}	2.210 (5)	C23—C24	1.492 (9)
O4—C8	1.261 (8)	C25—C26	1.515 (9)
O4—Tm1 ⁱ	2.190 (5)	C26—C27	1.390 (9)
O5—C9	1.258 (7)	C26—C31	1.396 (9)
O6—C9	1.250 (7)	C27—C28	1.398 (11)
O7—C16	1.267 (8)	C27—H27	0.9300
O7—Tm3 ⁱⁱ	2.380 (5)	C28—C29	1.386 (12)
O8—C16	1.252 (8)	C28—H28	0.9300
O8—Tm3 ⁱⁱ	2.442 (5)	C29—C30	1.373 (11)
O9—C17	1.265 (8)	C29—H29	0.9300
O10—C17	1.251 (7)	C30—C31	1.399 (10)
O11—C24	1.252 (7)	C30—H30	0.9300
O11—Tm4 ⁱⁱ	2.205 (4)	C31—C32	1.487 (9)
O12—C24	1.251 (8)	C33—C34	1.492 (8)
O12—Tm3 ⁱⁱ	2.188 (5)	C34—C35	1.386 (9)
O13—C25	1.249 (8)	C34—C39	1.391 (9)
O14—C25	1.258 (7)	C35—C36	1.366 (10)
O15—C32	1.253 (8)	C35—H35	0.9300
O15—Tm1 ⁱ	2.278 (5)	C36—C37	1.380 (11)
O16—C32	1.270 (8)	C36—H36	0.9300
O16—Tm4 ^{iv}	2.289 (5)	C37—C38	1.386 (11)
O17—C33	1.258 (7)	C37—H37	0.9300
O18—C33	1.248 (8)	C38—C39	1.387 (9)
O19—C40	1.251 (8)	C38—H38	0.9300

O19—Tm3 ^{iv}	2.408 (5)	C39—C40	1.480 (9)
O20—C40	1.286 (7)	C41—C42	1.506 (8)
O20—Tm2 ^{iv}	2.244 (4)	C41—Tm1 ^v	2.811 (6)
O20—Tm3 ^{iv}	2.830 (5)	C42—C43	1.375 (10)
O21—C41	1.272 (8)	C42—C47	1.406 (8)
O21—Tm1 ^v	2.536 (4)	C43—C44	1.401 (10)
O22—C41	1.256 (7)	C43—H43	0.9300
O22—Tm1 ^v	2.377 (4)	C44—C45	1.387 (11)
O23—C48	1.274 (7)	C44—H44	0.9300
O23—Tm2 ⁱⁱ	2.248 (4)	C45—C46	1.373 (10)
O23—Tm1 ⁱⁱ	2.787 (5)	C45—H45	0.9300
O24—C48	1.259 (8)	C46—C47	1.396 (9)
O24—Tm1 ⁱⁱ	2.300 (5)	C46—H46	0.9300
O25—H25A	0.824 (10)	C47—C48	1.468 (9)
O25—H25B	0.821 (10)	C48—Tm1 ⁱⁱ	2.924 (7)
O26—H26A	0.816 (10)		
O4 ⁱ —Tm1—O1	82.99 (19)	C48—O23—Tm1 ⁱⁱ	83.2 (4)
O4 ⁱ —Tm1—O5	149.43 (17)	Tm2 ⁱⁱ —O23—Tm1 ⁱⁱ	116.9 (2)
O1—Tm1—O5	78.74 (18)	C48—O24—Tm1 ⁱⁱ	106.8 (4)
O4 ⁱ —Tm1—O15 ⁱ	91.43 (18)	Tm4—O25—H25A	115 (5)
O1—Tm1—O15 ⁱ	78.58 (18)	Tm4—O25—H25B	122 (6)
O5—Tm1—O15 ⁱ	108.50 (18)	H25A—O25—H25B	112 (3)
O4 ⁱ —Tm1—O24 ⁱⁱ	82.45 (19)	Tm4—O26—H26A	102 (5)
O1—Tm1—O24 ⁱⁱ	127.61 (18)	Tm4—O26—H26B	134 (6)
O5—Tm1—O24 ⁱⁱ	89.52 (18)	H26A—O26—H26B	115 (3)
O15 ⁱ —Tm1—O24 ⁱⁱ	151.59 (15)	O2—C1—O1	124.3 (6)
O4 ⁱ —Tm1—O22 ⁱⁱⁱ	133.10 (16)	O2—C1—C2	118.5 (6)
O1—Tm1—O22 ⁱⁱⁱ	139.67 (19)	O1—C1—C2	117.1 (6)
O5—Tm1—O22 ⁱⁱⁱ	73.92 (15)	C7—C2—C3	119.3 (7)
O15 ⁱ —Tm1—O22 ⁱⁱⁱ	82.61 (17)	C7—C2—C1	121.1 (6)
O24 ⁱⁱ —Tm1—O22 ⁱⁱⁱ	81.57 (17)	C3—C2—C1	119.4 (6)
O4 ⁱ —Tm1—O21 ⁱⁱⁱ	80.83 (16)	C4—C3—C2	119.4 (7)
O1—Tm1—O21 ⁱⁱⁱ	147.00 (18)	C4—C3—H3	120.3
O5—Tm1—O21 ⁱⁱⁱ	126.42 (15)	C2—C3—H3	120.3
O15 ⁱ —Tm1—O21 ⁱⁱⁱ	73.30 (15)	C5—C4—C3	120.7 (8)
O24 ⁱⁱ —Tm1—O21 ⁱⁱⁱ	78.34 (15)	C5—C4—H4	119.6
O22 ⁱⁱⁱ —Tm1—O21 ⁱⁱⁱ	52.83 (15)	C3—C4—H4	119.6
O4 ⁱ —Tm1—O23 ⁱⁱ	76.67 (16)	C4—C5—C6	121.7 (7)
O1—Tm1—O23 ⁱⁱ	77.80 (17)	C4—C5—H5	119.2
O5—Tm1—O23 ⁱⁱ	75.65 (16)	C6—C5—H5	119.2
O15 ⁱ —Tm1—O23 ⁱⁱ	154.64 (15)	C5—C6—C7	118.1 (7)
O24 ⁱⁱ —Tm1—O23 ⁱⁱ	49.89 (13)	C5—C6—H6	121.0

supplementary materials

O22 ⁱⁱⁱ —Tm1—O23 ⁱⁱ	121.86 (15)	C7—C6—H6	121.0
O21 ⁱⁱⁱ —Tm1—O23 ⁱⁱ	125.32 (15)	C2—C7—C6	120.7 (7)
O4 ⁱ —Tm1—C41 ⁱⁱⁱ	107.72 (18)	C2—C7—C8	123.4 (6)
O1—Tm1—C41 ⁱⁱⁱ	149.9 (2)	C6—C7—C8	115.7 (6)
O5—Tm1—C41 ⁱⁱⁱ	100.28 (17)	O3—C8—O4	125.6 (7)
O15 ⁱ —Tm1—C41 ⁱⁱⁱ	73.19 (17)	O3—C8—C7	118.4 (6)
O24 ⁱⁱ —Tm1—C41 ⁱⁱⁱ	82.27 (17)	O4—C8—C7	115.8 (6)
O22 ⁱⁱⁱ —Tm1—C41 ⁱⁱⁱ	26.36 (17)	O6—C9—O5	124.8 (6)
O21 ⁱⁱⁱ —Tm1—C41 ⁱⁱⁱ	26.89 (16)	O6—C9—C10	119.3 (6)
O23 ⁱⁱ —Tm1—C41 ⁱⁱⁱ	131.59 (16)	O5—C9—C10	115.8 (5)
O4 ⁱ —Tm1—C48 ⁱⁱ	77.03 (18)	C11—C10—C15	118.4 (7)
O1—Tm1—C48 ⁱⁱ	103.25 (19)	C11—C10—C9	116.7 (6)
O5—Tm1—C48 ⁱⁱ	83.54 (18)	C15—C10—C9	124.9 (6)
O15 ⁱ —Tm1—C48 ⁱⁱ	167.89 (18)	C12—C11—C10	121.6 (7)
O24 ⁱⁱ —Tm1—C48 ⁱⁱ	24.35 (15)	C12—C11—H11	119.2
O22 ⁱⁱⁱ —Tm1—C48 ⁱⁱ	102.50 (17)	C10—C11—H11	119.2
O21 ⁱⁱⁱ —Tm1—C48 ⁱⁱ	100.86 (16)	C11—C12—C13	119.6 (7)
O23 ⁱⁱ —Tm1—C48 ⁱⁱ	25.63 (15)	C11—C12—H12	120.2
C41 ⁱⁱⁱ —Tm1—C48 ⁱⁱ	106.56 (18)	C13—C12—H12	120.2
O9—Tm2—O2	171.67 (18)	C14—C13—C12	120.3 (8)
O9—Tm2—O13	86.46 (19)	C14—C13—H13	119.9
O2—Tm2—O13	88.27 (19)	C12—C13—H13	119.9
O9—Tm2—O20 ^{iv}	91.61 (17)	C13—C14—C15	120.7 (8)
O2—Tm2—O20 ^{iv}	94.30 (17)	C13—C14—H14	119.7
O13—Tm2—O20 ^{iv}	84.49 (17)	C15—C14—H14	119.7
O9—Tm2—O6	93.86 (18)	C10—C15—C14	119.5 (7)
O2—Tm2—O6	91.72 (19)	C10—C15—C16	121.8 (6)
O13—Tm2—O6	177.17 (15)	C14—C15—C16	118.6 (6)
O20 ^{iv} —Tm2—O6	92.69 (17)	O8—C16—O7	120.4 (6)
O9—Tm2—O23 ⁱⁱ	86.23 (17)	O8—C16—C15	119.7 (6)
O2—Tm2—O23 ⁱⁱ	87.80 (17)	O7—C16—C15	119.8 (6)
O13—Tm2—O23 ⁱⁱ	94.83 (17)	O8—C16—Tm3 ⁱⁱ	62.3 (4)
O20 ^{iv} —Tm2—O23 ⁱⁱ	177.77 (16)	O7—C16—Tm3 ⁱⁱ	59.5 (3)
O6—Tm2—O23 ⁱⁱ	87.99 (17)	C15—C16—Tm3 ⁱⁱ	165.0 (4)
O12 ⁱⁱ —Tm3—O10	85.95 (19)	O10—C17—O9	123.9 (6)
O12 ⁱⁱ —Tm3—O17	122.74 (16)	O10—C17—C18	118.2 (6)
O10—Tm3—O17	147.99 (19)	O9—C17—C18	117.8 (5)
O12 ⁱⁱ —Tm3—O14	148.40 (18)	C23—C18—C19	119.7 (6)
O10—Tm3—O14	86.65 (19)	C23—C18—C17	122.9 (6)
O17—Tm3—O14	75.42 (16)	C19—C18—C17	117.2 (6)
O12 ⁱⁱ —Tm3—O7 ⁱⁱ	77.54 (18)	C20—C19—C18	119.8 (7)
O10—Tm3—O7 ⁱⁱ	86.24 (18)	C20—C19—H19	120.1

O17—Tm3—O7 ⁱⁱ	86.73 (17)	C18—C19—H19	120.1
O14—Tm3—O7 ⁱⁱ	132.48 (17)	C21—C20—C19	120.5 (8)
O12 ⁱⁱ —Tm3—O19 ^{iv}	75.28 (18)	C21—C20—H20	119.7
O10—Tm3—O19 ^{iv}	122.56 (17)	C19—C20—H20	119.7
O17—Tm3—O19 ^{iv}	81.89 (17)	C20—C21—C22	120.2 (7)
O14—Tm3—O19 ^{iv}	83.07 (17)	C20—C21—H21	119.9
O7 ⁱⁱ —Tm3—O19 ^{iv}	138.07 (15)	C22—C21—H21	119.9
O12 ⁱⁱ —Tm3—O8 ⁱⁱ	128.53 (17)	C21—C22—C23	120.4 (7)
O10—Tm3—O8 ⁱⁱ	75.95 (18)	C21—C22—H22	119.8
O17—Tm3—O8 ⁱⁱ	74.70 (17)	C23—C22—H22	119.8
O14—Tm3—O8 ⁱⁱ	78.84 (17)	C18—C23—C22	119.4 (7)
O7 ⁱⁱ —Tm3—O8 ⁱⁱ	53.88 (16)	C18—C23—C24	122.9 (6)
O19 ^{iv} —Tm3—O8 ⁱⁱ	153.32 (16)	C22—C23—C24	117.5 (6)
O12 ⁱⁱ —Tm3—C16 ⁱⁱ	102.3 (2)	O12—C24—O11	125.1 (6)
O10—Tm3—C16 ⁱⁱ	76.62 (18)	O12—C24—C23	117.1 (5)
O17—Tm3—C16 ⁱⁱ	82.96 (18)	O11—C24—C23	117.7 (6)
O14—Tm3—C16 ⁱⁱ	105.80 (19)	O13—C25—O14	126.1 (7)
O7 ⁱⁱ —Tm3—C16 ⁱⁱ	27.30 (18)	O13—C25—C26	116.6 (6)
O19 ^{iv} —Tm3—C16 ⁱⁱ	159.87 (16)	O14—C25—C26	117.0 (6)
O8 ⁱⁱ —Tm3—C16 ⁱⁱ	26.99 (18)	C27—C26—C31	119.9 (7)
O12 ⁱⁱ —Tm3—O20 ^{iv}	76.45 (17)	C27—C26—C25	116.9 (6)
O10—Tm3—O20 ^{iv}	74.39 (16)	C31—C26—C25	123.1 (6)
O17—Tm3—O20 ^{iv}	122.62 (15)	C26—C27—C28	119.7 (7)
O14—Tm3—O20 ^{iv}	71.97 (16)	C26—C27—H27	120.1
O7 ⁱⁱ —Tm3—O20 ^{iv}	148.42 (15)	C28—C27—H27	120.1
O19 ^{iv} —Tm3—O20 ^{iv}	48.69 (13)	C29—C28—C27	120.4 (8)
O8 ⁱⁱ —Tm3—O20 ^{iv}	139.11 (14)	C29—C28—H28	119.8
C16 ⁱⁱ —Tm3—O20 ^{iv}	151.00 (15)	C27—C28—H28	119.8
O12 ⁱⁱ —Tm3—O18	74.97 (16)	C30—C29—C28	119.6 (8)
O10—Tm3—O18	152.24 (18)	C30—C29—H29	120.2
O17—Tm3—O18	48.03 (15)	C28—C29—H29	120.2
O14—Tm3—O18	119.99 (15)	C29—C30—C31	121.1 (7)
O7 ⁱⁱ —Tm3—O18	70.26 (15)	C29—C30—H30	119.5
O19 ^{iv} —Tm3—O18	72.22 (14)	C31—C30—H30	119.5
O8 ⁱⁱ —Tm3—O18	100.23 (15)	C26—C31—C30	119.2 (7)
C16 ⁱⁱ —Tm3—O18	87.78 (16)	C26—C31—C32	122.6 (6)
O20 ^{iv} —Tm3—O18	118.94 (14)	C30—C31—C32	118.2 (7)
O12 ⁱⁱ —Tm3—C33	99.60 (18)	O15—C32—O16	124.0 (6)
O10—Tm3—C33	158.80 (18)	O15—C32—C31	119.9 (6)
O17—Tm3—C33	23.68 (17)	O16—C32—C31	116.1 (6)
O14—Tm3—C33	98.32 (17)	O18—C33—O17	119.9 (6)
O7 ⁱⁱ —Tm3—C33	75.17 (16)	O18—C33—C34	122.8 (6)

supplementary materials

O19 ^{iv} —Tm3—C33	78.59 (16)	O17—C33—C34	117.0 (6)
O8 ⁱⁱ —Tm3—C33	84.77 (17)	O18—C33—Tm3	73.5 (3)
C16 ⁱⁱ —Tm3—C33	82.21 (17)	O17—C33—Tm3	47.4 (3)
O20 ^{iv} —Tm3—C33	126.77 (15)	C34—C33—Tm3	157.5 (4)
O18—Tm3—C33	24.63 (15)	C35—C34—C39	119.7 (6)
O11 ⁱⁱ —Tm4—O3 ^{iv}	163.2 (2)	C35—C34—C33	115.8 (6)
O11 ⁱⁱ —Tm4—O18	89.47 (17)	C39—C34—C33	124.5 (6)
O3 ^{iv} —Tm4—O18	81.73 (18)	C36—C35—C34	120.6 (7)
O11 ⁱⁱ —Tm4—O21	88.24 (16)	C36—C35—H35	119.7
O3 ^{iv} —Tm4—O21	92.44 (18)	C34—C35—H35	119.7
O18—Tm4—O21	150.61 (17)	C35—C36—C37	120.5 (7)
O11 ⁱⁱ —Tm4—O16 ^{iv}	112.53 (19)	C35—C36—H36	119.8
O3 ^{iv} —Tm4—O16 ^{iv}	83.94 (19)	C37—C36—H36	119.8
O18—Tm4—O16 ^{iv}	129.82 (17)	C36—C37—C38	119.3 (7)
O21—Tm4—O16 ^{iv}	77.53 (16)	C36—C37—H37	120.3
O11 ⁱⁱ —Tm4—O25	75.59 (19)	C38—C37—H37	120.3
O3 ^{iv} —Tm4—O25	115.2 (2)	C37—C38—C39	120.7 (6)
O18—Tm4—O25	74.5 (2)	C37—C38—H38	119.6
O21—Tm4—O25	132.8 (2)	C39—C38—H38	119.6
O16 ^{iv} —Tm4—O25	68.97 (18)	C38—C39—C34	119.1 (6)
O11 ⁱⁱ —Tm4—O26	83.4 (2)	C38—C39—C40	119.4 (6)
O3 ^{iv} —Tm4—O26	80.5 (2)	C34—C39—C40	121.4 (6)
O18—Tm4—O26	74.75 (19)	O19—C40—O20	119.6 (6)
O21—Tm4—O26	75.88 (18)	O19—C40—C39	121.3 (5)
O16 ^{iv} —Tm4—O26	148.45 (17)	O20—C40—C39	119.0 (6)
O25—Tm4—O26	142.58 (19)	O22—C41—O21	120.1 (6)
C1—O1—Tm1	150.0 (5)	O22—C41—C42	118.8 (6)
C1—O2—Tm2	130.1 (4)	O21—C41—C42	120.4 (5)
C8—O3—Tm4 ^{iv}	130.2 (5)	O22—C41—Tm1 ^v	57.2 (3)
C8—O4—Tm1 ⁱ	144.7 (4)	O21—C41—Tm1 ^v	64.4 (3)
C9—O5—Tm1	139.6 (4)	C42—C41—Tm1 ^v	159.4 (4)
C9—O6—Tm2	141.4 (4)	C43—C42—C47	120.0 (6)
C16—O7—Tm3 ⁱⁱ	93.2 (4)	C43—C42—C41	115.9 (5)
C16—O8—Tm3 ⁱⁱ	90.7 (4)	C47—C42—C41	124.1 (6)
C17—O9—Tm2	135.3 (4)	C42—C43—C44	120.9 (7)
C17—O10—Tm3	156.6 (5)	C42—C43—H43	119.5
C24—O11—Tm4 ⁱⁱ	137.6 (4)	C44—C43—H43	119.5
C24—O12—Tm3 ⁱⁱ	152.0 (4)	C45—C44—C43	118.9 (7)
C25—O13—Tm2	142.0 (4)	C45—C44—H44	120.5
C25—O14—Tm3	143.2 (4)	C43—C44—H44	120.5
C32—O15—Tm1 ⁱ	129.4 (5)	C46—C45—C44	120.4 (7)
C32—O16—Tm4 ^{iv}	145.1 (4)	C46—C45—H45	119.8
C33—O17—Tm3	108.9 (4)	C44—C45—H45	119.8

C33—O18—Tm4	149.3 (4)	C45—C46—C47	121.1 (6)
C33—O18—Tm3	81.9 (4)	C45—C46—H46	119.4
Tm4—O18—Tm3	128.13 (19)	C47—C46—H46	119.4
C40—O19—Tm3 ^{iv}	106.2 (4)	C46—C47—C42	118.5 (6)
C40—O20—Tm2 ^{iv}	145.9 (4)	C46—C47—C48	120.7 (6)
C40—O20—Tm3 ^{iv}	85.1 (4)	C42—C47—C48	120.7 (6)
Tm2 ^{iv} —O20—Tm3 ^{iv}	120.00 (19)	O24—C48—O23	119.7 (6)
C41—O21—Tm4	141.4 (4)	O24—C48—C47	118.3 (5)
C41—O21—Tm1 ^v	88.7 (3)	O23—C48—C47	122.0 (6)
Tm4—O21—Tm1 ^v	122.08 (18)	O24—C48—Tm1 ⁱⁱ	48.9 (3)
C41—O22—Tm1 ^v	96.5 (4)	O23—C48—Tm1 ⁱⁱ	71.2 (4)
C48—O23—Tm2 ⁱⁱ	151.2 (4)	C47—C48—Tm1 ⁱⁱ	165.3 (4)
O4 ⁱ —Tm1—O1—C1	47.0 (10)	C10—C15—C16—O8	-156.4 (6)
O5—Tm1—O1—C1	-108.4 (10)	C14—C15—C16—O8	22.5 (9)
O15 ⁱ —Tm1—O1—C1	139.9 (10)	C10—C15—C16—O7	20.2 (9)
O24 ⁱⁱ —Tm1—O1—C1	-27.8 (11)	C14—C15—C16—O7	-160.9 (6)
O22 ⁱⁱⁱ —Tm1—O1—C1	-156.3 (9)	C10—C15—C16—Tm3 ⁱⁱ	-63 (2)
O21 ⁱⁱⁱ —Tm1—O1—C1	108.0 (10)	C14—C15—C16—Tm3 ⁱⁱ	116.0 (18)
O23 ⁱⁱ —Tm1—O1—C1	-30.8 (10)	Tm3—O10—C17—O9	37.6 (17)
C41 ⁱⁱⁱ —Tm1—O1—C1	160.5 (9)	Tm3—O10—C17—C18	-140.1 (10)
C48 ⁱⁱ —Tm1—O1—C1	-27.9 (10)	Tm2—O9—C17—O10	-21.7 (11)
O9—Tm2—O2—C1	-100.3 (12)	Tm2—O9—C17—C18	155.9 (5)
O13—Tm2—O2—C1	-151.1 (6)	O10—C17—C18—C23	-153.5 (7)
O20 ^{iv} —Tm2—O2—C1	124.6 (6)	O9—C17—C18—C23	28.7 (10)
O6—Tm2—O2—C1	31.8 (6)	O10—C17—C18—C19	32.2 (10)
O23 ⁱⁱ —Tm2—O2—C1	-56.1 (6)	O9—C17—C18—C19	-145.6 (7)
O4 ⁱ —Tm1—O5—C9	-36.3 (9)	C23—C18—C19—C20	0.6 (11)
O1—Tm1—O5—C9	18.1 (7)	C17—C18—C19—C20	175.1 (7)
O15 ⁱ —Tm1—O5—C9	91.9 (7)	C18—C19—C20—C21	-0.7 (13)
O24 ⁱⁱ —Tm1—O5—C9	-110.5 (7)	C19—C20—C21—C22	-0.2 (14)
O22 ⁱⁱⁱ —Tm1—O5—C9	168.2 (7)	C20—C21—C22—C23	1.2 (13)
O21 ⁱⁱⁱ —Tm1—O5—C9	174.4 (6)	C19—C18—C23—C22	0.4 (11)
O23 ⁱⁱ —Tm1—O5—C9	-62.0 (7)	C17—C18—C23—C22	-173.8 (6)
C41 ⁱⁱⁱ —Tm1—O5—C9	167.5 (7)	C19—C18—C23—C24	-175.0 (6)
C48 ⁱⁱ —Tm1—O5—C9	-86.8 (7)	C17—C18—C23—C24	10.8 (11)
O9—Tm2—O6—C9	105.1 (7)	C21—C22—C23—C18	-1.3 (11)
O2—Tm2—O6—C9	-68.7 (7)	C21—C22—C23—C24	174.3 (7)
O13—Tm2—O6—C9	-158 (3)	Tm3 ⁱⁱ —O12—C24—O11	-59.1 (13)
O20 ^{iv} —Tm2—O6—C9	-163.1 (7)	Tm3 ⁱⁱ —O12—C24—C23	117.8 (9)
O23 ⁱⁱ —Tm2—O6—C9	19.0 (7)	Tm4 ⁱⁱ —O11—C24—O12	38.9 (11)
O2—Tm2—O9—C17	-103.5 (12)	Tm4 ⁱⁱ —O11—C24—C23	-138.0 (6)
O13—Tm2—O9—C17	-52.7 (7)	C18—C23—C24—O12	50.0 (9)

supplementary materials

O20 ^{iv} —Tm2—O9—C17	31.7 (7)	C22—C23—C24—O12	-125.5 (7)
O6—Tm2—O9—C17	124.5 (7)	C18—C23—C24—O11	-132.9 (7)
O23 ⁱⁱ —Tm2—O9—C17	-147.8 (7)	C22—C23—C24—O11	51.6 (9)
O12 ⁱⁱ —Tm3—O10—C17	-119.9 (13)	Tm2—O13—C25—O14	8.4 (12)
O17—Tm3—O10—C17	84.6 (13)	Tm2—O13—C25—C26	-166.0 (5)
O14—Tm3—O10—C17	29.3 (12)	Tm3—O14—C25—O13	-39.0 (11)
O7 ⁱⁱ —Tm3—O10—C17	162.3 (13)	Tm3—O14—C25—C26	135.4 (6)
O19 ^{iv} —Tm3—O10—C17	-50.3 (13)	O13—C25—C26—C27	98.5 (7)
O8 ⁱⁱ —Tm3—O10—C17	108.7 (13)	O14—C25—C26—C27	-76.4 (8)
C16 ⁱⁱ —Tm3—O10—C17	136.4 (13)	O13—C25—C26—C31	-78.8 (8)
O20 ^{iv} —Tm3—O10—C17	-42.9 (12)	O14—C25—C26—C31	106.2 (7)
O18—Tm3—O10—C17	-166.1 (11)	C31—C26—C27—C28	0.4 (10)
C33—Tm3—O10—C17	133.8 (11)	C25—C26—C27—C28	-177.0 (7)
O9—Tm2—O13—C25	70.2 (7)	C26—C27—C28—C29	1.5 (12)
O2—Tm2—O13—C25	-116.2 (7)	C27—C28—C29—C30	-1.0 (13)
O20 ^{iv} —Tm2—O13—C25	-21.7 (7)	C28—C29—C30—C31	-1.6 (12)
O6—Tm2—O13—C25	-26 (4)	C27—C26—C31—C30	-2.9 (9)
O23 ⁱⁱ —Tm2—O13—C25	156.2 (7)	C25—C26—C31—C30	174.4 (6)
O12 ⁱⁱ —Tm3—O14—C25	57.0 (9)	C27—C26—C31—C32	174.7 (6)
O10—Tm3—O14—C25	-19.7 (8)	C25—C26—C31—C32	-8.1 (9)
O17—Tm3—O14—C25	-172.9 (8)	C29—C30—C31—C26	3.5 (10)
O7 ⁱⁱ —Tm3—O14—C25	-101.5 (8)	C29—C30—C31—C32	-174.1 (7)
O19 ^{iv} —Tm3—O14—C25	103.7 (8)	Tm1 ⁱ —O15—C32—O16	35.3 (9)
O8 ⁱⁱ —Tm3—O14—C25	-96.0 (8)	Tm1 ⁱ —O15—C32—C31	-145.6 (5)
C16 ⁱⁱ —Tm3—O14—C25	-94.8 (8)	Tm4 ^{iv} —O16—C32—O15	23.4 (13)
O20 ^{iv} —Tm3—O14—C25	55.0 (7)	Tm4 ^{iv} —O16—C32—C31	-155.8 (6)
O18—Tm3—O14—C25	168.5 (7)	C26—C31—C32—O15	154.0 (6)
C33—Tm3—O14—C25	-179.0 (7)	C30—C31—C32—O15	-28.4 (9)
O12 ⁱⁱ —Tm3—O17—C33	-13.4 (5)	C26—C31—C32—O16	-26.8 (9)
O10—Tm3—O17—C33	137.0 (4)	C30—C31—C32—O16	150.8 (6)
O14—Tm3—O17—C33	-165.0 (5)	Tm4—O18—C33—O17	-179.0 (6)
O7 ⁱⁱ —Tm3—O17—C33	59.5 (4)	Tm3—O18—C33—O17	-10.2 (6)
O19 ^{iv} —Tm3—O17—C33	-80.1 (4)	Tm4—O18—C33—C34	-5.9 (13)
O8 ⁱⁱ —Tm3—O17—C33	112.9 (4)	Tm3—O18—C33—C34	162.9 (6)
C16 ⁱⁱ —Tm3—O17—C33	86.6 (4)	Tm4—O18—C33—Tm3	-168.8 (9)
O20 ^{iv} —Tm3—O17—C33	-108.1 (4)	Tm3—O17—C33—O18	13.3 (7)
O18—Tm3—O17—C33	-6.7 (4)	Tm3—O17—C33—C34	-160.1 (4)
O11 ⁱⁱ —Tm4—O18—C33	175.0 (9)	O12 ⁱⁱ —Tm3—C33—O18	0.6 (4)
O3 ^{iv} —Tm4—O18—C33	9.4 (9)	O10—Tm3—C33—O18	104.4 (6)
O21—Tm4—O18—C33	89.6 (10)	O17—Tm3—C33—O18	-168.0 (7)
O16 ^{iv} —Tm4—O18—C33	-65.6 (10)	O14—Tm3—C33—O18	-153.3 (4)
O25—Tm4—O18—C33	-109.8 (9)	O7 ⁱⁱ —Tm3—C33—O18	74.9 (4)
O26—Tm4—O18—C33	91.8 (9)	O19 ^{iv} —Tm3—C33—O18	-72.1 (4)

O11 ⁱⁱ —Tm4—O18—Tm3	9.2 (3)	O8 ⁱⁱ —Tm3—C33—O18	128.8 (4)
O3 ^{iv} —Tm4—O18—Tm3	-156.5 (3)	C16 ⁱⁱ —Tm3—C33—O18	101.8 (4)
O21—Tm4—O18—Tm3	-76.3 (4)	O20 ^{iv} —Tm3—C33—O18	-79.6 (4)
O16 ^{iv} —Tm4—O18—Tm3	128.6 (3)	O12 ⁱⁱ —Tm3—C33—O17	168.6 (4)
O25—Tm4—O18—Tm3	84.4 (3)	O10—Tm3—C33—O17	-87.7 (7)
O26—Tm4—O18—Tm3	-74.1 (3)	O14—Tm3—C33—O17	14.7 (4)
O12 ⁱⁱ —Tm3—O18—C33	-179.4 (4)	O7 ⁱⁱ —Tm3—C33—O17	-117.2 (4)
O10—Tm3—O18—C33	-131.2 (5)	O19 ^{iv} —Tm3—C33—O17	95.8 (4)
O17—Tm3—O18—C33	6.5 (4)	O8 ⁱⁱ —Tm3—C33—O17	-63.2 (4)
O14—Tm3—O18—C33	30.9 (4)	C16 ⁱⁱ —Tm3—C33—O17	-90.2 (4)
O7 ⁱⁱ —Tm3—O18—C33	-97.5 (4)	O20 ^{iv} —Tm3—C33—O17	88.4 (4)
O19 ^{iv} —Tm3—O18—C33	101.6 (4)	O18—Tm3—C33—O17	168.0 (7)
O8 ⁱⁱ —Tm3—O18—C33	-52.0 (4)	O12 ⁱⁱ —Tm3—C33—C34	-139.0 (11)
C16 ⁱⁱ —Tm3—O18—C33	-76.1 (4)	O10—Tm3—C33—C34	-35.2 (14)
O20 ^{iv} —Tm3—O18—C33	115.8 (4)	O17—Tm3—C33—C34	52.4 (11)
O12 ⁱⁱ —Tm3—O18—Tm4	-6.6 (3)	O14—Tm3—C33—C34	67.1 (11)
O10—Tm3—O18—Tm4	41.5 (5)	O7 ⁱⁱ —Tm3—C33—C34	-64.7 (11)
O17—Tm3—O18—Tm4	179.2 (4)	O19 ^{iv} —Tm3—C33—C34	148.3 (12)
O14—Tm3—O18—Tm4	-156.3 (2)	O8 ⁱⁱ —Tm3—C33—C34	-10.8 (11)
O7 ⁱⁱ —Tm3—O18—Tm4	75.3 (3)	C16 ⁱⁱ —Tm3—C33—C34	-37.8 (11)
O19 ^{iv} —Tm3—O18—Tm4	-85.7 (3)	O20 ^{iv} —Tm3—C33—C34	140.8 (11)
O8 ⁱⁱ —Tm3—O18—Tm4	120.7 (3)	O18—Tm3—C33—C34	-139.6 (13)
C16 ⁱⁱ —Tm3—O18—Tm4	96.7 (3)	O18—C33—C34—C35	-99.9 (8)
O20 ^{iv} —Tm3—O18—Tm4	-71.4 (3)	O17—C33—C34—C35	73.3 (8)
C33—Tm3—O18—Tm4	172.7 (6)	Tm3—C33—C34—C35	32.4 (15)
O11 ⁱⁱ —Tm4—O21—C41	22.2 (6)	O18—C33—C34—C39	79.7 (9)
O3 ^{iv} —Tm4—O21—C41	-174.6 (6)	O17—C33—C34—C39	-107.0 (7)
O18—Tm4—O21—C41	108.0 (7)	Tm3—C33—C34—C39	-147.9 (9)
O16 ^{iv} —Tm4—O21—C41	-91.3 (6)	C39—C34—C35—C36	-0.1 (11)
O25—Tm4—O21—C41	-46.2 (7)	C33—C34—C35—C36	179.6 (7)
O26—Tm4—O21—C41	105.8 (6)	C34—C35—C36—C37	1.8 (13)
O11 ⁱⁱ —Tm4—O21—Tm1 ^v	160.1 (2)	C35—C36—C37—C38	-1.9 (13)
O3 ^{iv} —Tm4—O21—Tm1 ^v	-36.7 (2)	C36—C37—C38—C39	0.2 (12)
O18—Tm4—O21—Tm1 ^v	-114.2 (3)	C37—C38—C39—C34	1.6 (11)
O16 ^{iv} —Tm4—O21—Tm1 ^v	46.5 (2)	C37—C38—C39—C40	-177.5 (7)
O25—Tm4—O21—Tm1 ^v	91.6 (3)	C35—C34—C39—C38	-1.6 (10)
O26—Tm4—O21—Tm1 ^v	-116.3 (3)	C33—C34—C39—C38	178.7 (6)
Tm2—O2—C1—O1	21.3 (10)	C35—C34—C39—C40	177.5 (6)
Tm2—O2—C1—C2	-154.8 (5)	C33—C34—C39—C40	-2.2 (10)
Tm1—O1—C1—O2	41.8 (14)	Tm3 ^{iv} —O19—C40—O20	-6.7 (7)
Tm1—O1—C1—C2	-142.0 (8)	Tm3 ^{iv} —O19—C40—C39	173.4 (5)
O2—C1—C2—C7	-11.8 (10)	Tm2 ^{iv} —O20—C40—O19	-134.8 (7)

supplementary materials

O1—C1—C2—C7	171.7 (6)	Tm3 ^{iv} —O20—C40—O19	5.5 (6)
O2—C1—C2—C3	162.8 (7)	Tm2 ^{iv} —O20—C40—C39	45.1 (11)
O1—C1—C2—C3	-13.7 (10)	Tm3 ^{iv} —O20—C40—C39	-174.6 (6)
C7—C2—C3—C4	2.2 (11)	C38—C39—C40—O19	-160.5 (6)
C1—C2—C3—C4	-172.5 (7)	C34—C39—C40—O19	20.4 (10)
C2—C3—C4—C5	2.1 (13)	C38—C39—C40—O20	19.6 (9)
C3—C4—C5—C6	-4.3 (14)	C34—C39—C40—O20	-159.4 (6)
C4—C5—C6—C7	2.1 (13)	Tm1 ^v —O22—C41—O21	-14.6 (6)
C3—C2—C7—C6	-4.3 (10)	Tm1 ^v —O22—C41—C42	156.4 (5)
C1—C2—C7—C6	170.3 (6)	Tm4—O21—C41—O22	158.9 (5)
C3—C2—C7—C8	169.9 (7)	Tm1 ^v —O21—C41—O22	13.6 (6)
C1—C2—C7—C8	-15.5 (10)	Tm4—O21—C41—C42	-11.9 (10)
C5—C6—C7—C2	2.2 (11)	Tm1 ^v —O21—C41—C42	-157.2 (5)
C5—C6—C7—C8	-172.4 (7)	Tm4—O21—C41—Tm1 ^v	145.3 (6)
Tm4 ^{iv} —O3—C8—O4	-27.1 (10)	O22—C41—C42—C43	-75.5 (8)
Tm4 ^{iv} —O3—C8—C7	148.1 (5)	O21—C41—C42—C43	95.5 (7)
Tm1 ⁱ —O4—C8—O3	64.5 (12)	Tm1 ^v —C41—C42—C43	-2.6 (16)
Tm1 ⁱ —O4—C8—C7	-110.8 (8)	O22—C41—C42—C47	105.0 (8)
C2—C7—C8—O3	113.1 (8)	O21—C41—C42—C47	-84.0 (8)
C6—C7—C8—O3	-72.4 (9)	Tm1 ^v —C41—C42—C47	177.9 (9)
C2—C7—C8—O4	-71.3 (9)	C47—C42—C43—C44	0.6 (11)
C6—C7—C8—O4	103.2 (7)	C41—C42—C43—C44	-178.9 (7)
Tm2—O6—C9—O5	-11.6 (11)	C42—C43—C44—C45	-2.8 (12)
Tm2—O6—C9—C10	164.1 (5)	C43—C44—C45—C46	2.6 (12)
Tm1—O5—C9—O6	48.3 (11)	C44—C45—C46—C47	-0.3 (12)
Tm1—O5—C9—C10	-127.5 (6)	C45—C46—C47—C42	-1.9 (11)
O6—C9—C10—C11	-99.1 (7)	C45—C46—C47—C48	178.9 (7)
O5—C9—C10—C11	76.9 (7)	C43—C42—C47—C46	1.7 (10)
O6—C9—C10—C15	81.8 (8)	C41—C42—C47—C46	-178.8 (6)
O5—C9—C10—C15	-102.2 (8)	C43—C42—C47—C48	-179.1 (6)
C15—C10—C11—C12	-0.2 (10)	C41—C42—C47—C48	0.4 (10)
C9—C10—C11—C12	-179.4 (6)	Tm1 ⁱⁱ —O24—C48—O23	7.2 (7)
C10—C11—C12—C13	-1.4 (11)	Tm1 ⁱⁱ —O24—C48—C47	-171.4 (5)
C11—C12—C13—C14	1.9 (12)	Tm2 ⁱⁱ —O23—C48—O24	130.9 (8)
C12—C13—C14—C15	-0.8 (12)	Tm1 ⁱⁱ —O23—C48—O24	-5.7 (6)
C11—C10—C15—C14	1.2 (9)	Tm2 ⁱⁱ —O23—C48—C47	-50.5 (13)
C9—C10—C15—C14	-179.7 (6)	Tm1 ⁱⁱ —O23—C48—C47	172.8 (6)
C11—C10—C15—C16	-179.9 (6)	Tm2 ⁱⁱ —O23—C48—Tm1 ⁱⁱ	136.7 (9)
C9—C10—C15—C16	-0.8 (9)	C46—C47—C48—O24	170.4 (6)
C13—C14—C15—C10	-0.8 (10)	C42—C47—C48—O24	-8.8 (9)
C13—C14—C15—C16	-179.7 (6)	C46—C47—C48—O23	-8.2 (10)
Tm3 ⁱⁱ —O8—C16—O7	-13.5 (6)	C42—C47—C48—O23	172.7 (6)
Tm3 ⁱⁱ —O8—C16—C15	163.1 (5)	C46—C47—C48—Tm1 ⁱⁱ	143.9 (15)
Tm3 ⁱⁱ —O7—C16—O8	13.9 (6)	C42—C47—C48—Tm1 ⁱⁱ	-35 (2)

Tm3ⁱⁱ—O7—C16—C15 -162.7 (5)

Symmetry codes: (i) $-x, -y, -z+1$; (ii) $-x, -y, -z$; (iii) $x-1, y, z+1$; (iv) $-x+1, -y, -z$; (v) $x+1, y, z-1$.

Hydrogen-bond geometry (\AA , $^\circ$)

<i>D</i> —H \cdots <i>A</i>	<i>D</i> —H	H \cdots <i>A</i>	<i>D</i> \cdots <i>A</i>	<i>D</i> —H \cdots <i>A</i>
O25—H25A \cdots O14 ^{iv}	0.824 (10)	2.06 (2)	2.872 (7)	169 (9)
O25—H25B \cdots O17 ^{iv}	0.821 (10)	2.32 (7)	2.729 (7)	111 (6)
O25—H25B \cdots O19 ^{iv}	0.821 (10)	2.45 (3)	3.232 (7)	161 (7)
O26—H26A \cdots O7 ⁱⁱ	0.816 (10)	2.08 (5)	2.822 (7)	151 (9)
O26—H26B \cdots O22 ^{vi}	0.817 (10)	2.40 (2)	3.208 (7)	168 (9)
O26—H26B \cdots O5 ⁱⁱ	0.817 (10)	2.62 (6)	3.072 (7)	116 (5)

Symmetry codes: (iv) $-x+1, -y, -z$; (ii) $-x, -y, -z$; (vi) $-x+1, -y, -z-1$.

Fig. 1

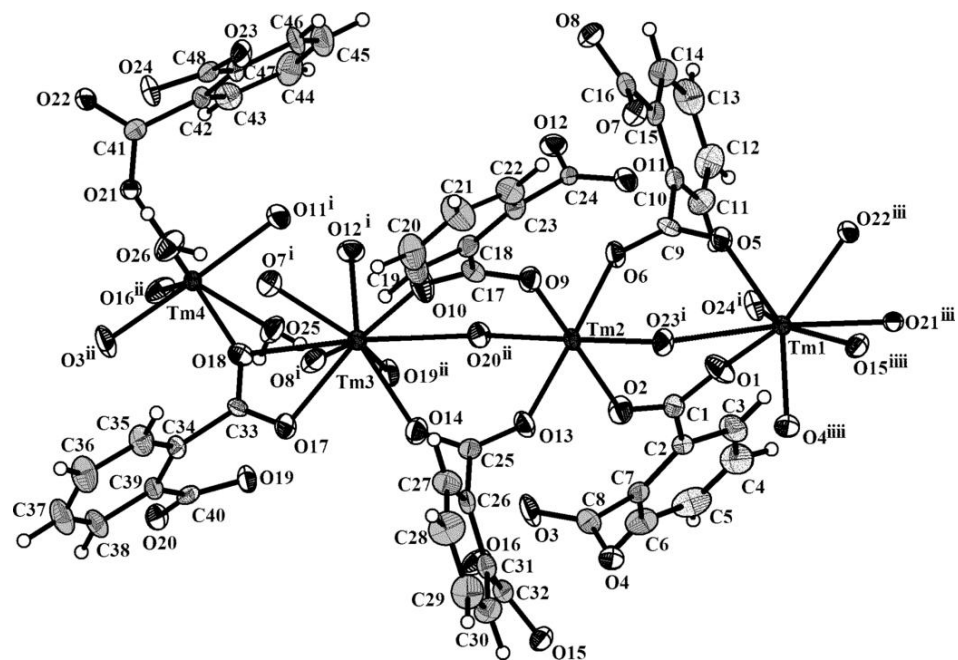


Fig. 2

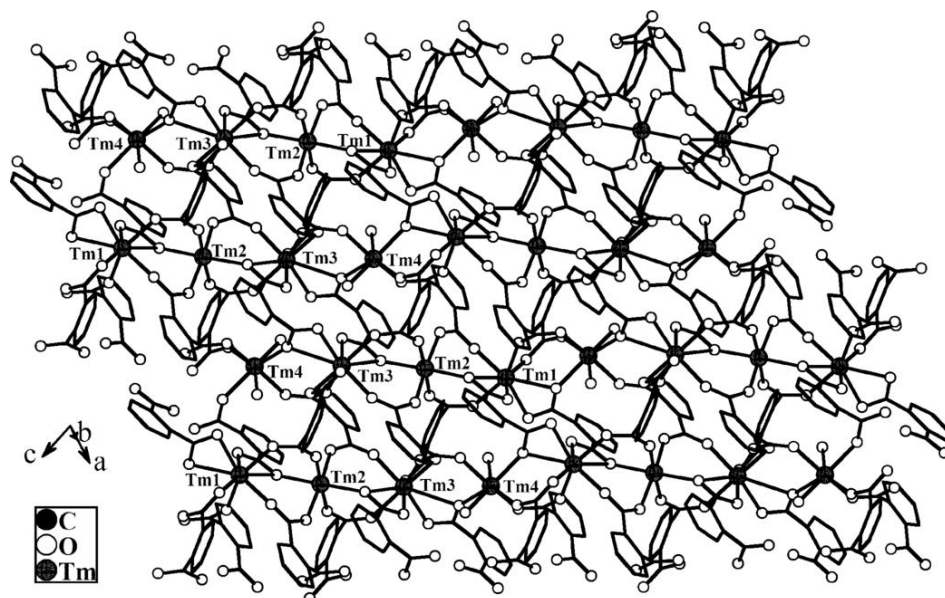


Fig. 3

