

Acta Crystallographica Section E

Structure Reports

Online

ISSN 1600-5368

Poly[[diaquadeca- μ -cyanido-hexacyanidobis(4-cyanopyridine)di- μ -pyrimidine-tricopper(II)ditungsten(V)] dihydrate]

Souhei Kaneko, Yoshihide Tsunobuchi, Koji Nakabayashi and Shin-ichi Ohkoshi*

Department of Chemistry, School of Science, University of Tokyo, 7-3-1 Hongo, Bunkyo-Ku, Tokyo 113-0033, Japan

Correspondence e-mail: ohkoshi@chem.s.u-tokyo.ac.jp

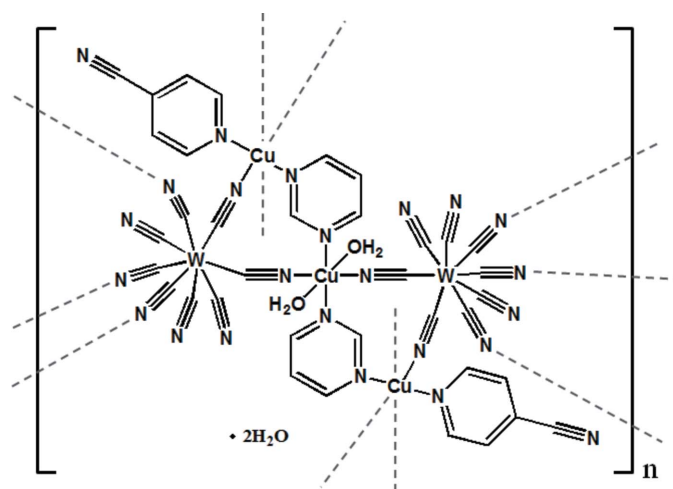
Received 17 September 2008; accepted 11 October 2008

Key indicators: single-crystal X-ray study; $T = 90$ K; mean $\sigma(\text{C}-\text{C}) = 0.008$ Å; R factor = 0.039; wR factor = 0.093; data-to-parameter ratio = 17.0.

In the polymeric title compound, $\{[\text{Cu}_3\text{W}_2(\text{CN})_{16}(\text{C}_4\text{H}_4\text{N}_2)_2(\text{C}_6\text{H}_4\text{N}_2)_2(\text{H}_2\text{O})_2] \cdot 2\text{H}_2\text{O}\}_n$, the coordination geometry of W is an eight-coordinated bicapped trigonal prism. Five of the CN groups of $[\text{W}(\text{CN})_8]$ are bridged to Cu ions. The coordination geometries of the Cu atoms are each pseudo-octahedral; one Cu atom is located on a centre of inversion. The cyano-bridged W–Cu layers are linked by Cu-containing pillars, to form a three-dimensional network with cavities occupied by noncoordinated water and 4-cyanopyridine molecules.

Related literature

For general background, see: Arimoto *et al.* (2003); Catala *et al.* (2005); Hozumi *et al.* (2003); Leipoldt *et al.* (1994); Ohkoshi *et al.* (2006, 2008); Pilkington & Decurtins (2000); Zhong *et al.* (2000). For related structures, see: Garde *et al.* (1999); Ohkoshi *et al.* (2003, 2007).



Experimental

Crystal data

$[\text{Cu}_3\text{W}_2(\text{CN})_{16}(\text{C}_4\text{H}_4\text{N}_2)_2(\text{C}_6\text{H}_4\text{N}_2)_2(\text{H}_2\text{O})_2] \cdot 2\text{H}_2\text{O}$
 $M_r = 1407.02$
 Monoclinic, $P2_1/n$
 $a = 7.2475$ (6) Å
 $b = 15.4532$ (12) Å
 $c = 20.8560$ (16) Å
 $\beta = 90.057$ (2)°
 $V = 2335.8$ (3) Å³
 $Z = 2$
 Mo $K\alpha$ radiation
 $\mu = 6.32$ mm⁻¹
 $T = 90$ (2) K
 $0.44 \times 0.17 \times 0.04$ mm

Data collection

Rigaku R-Axis RAPID diffractometer
 Absorption correction: numerical (*ABSCOR*; Higashi, 1995)
 $T_{\min} = 0.297$, $T_{\max} = 0.791$
 22562 measured reflections
 5345 independent reflections
 4975 reflections with $I > 2\sigma(I)$
 $R_{\text{int}} = 0.095$

Refinement

$R[F^2 > 2\sigma(F^2)] = 0.039$
 $wR(F^2) = 0.093$
 $S = 1.09$
 5345 reflections
 314 parameters
 H-atom parameters constrained
 $\Delta\rho_{\max} = 2.97$ e Å⁻³
 $\Delta\rho_{\min} = -1.45$ e Å⁻³

Data collection: *PROCESS-AUTO* (Rigaku, 1998); cell refinement: *PROCESS-AUTO*; data reduction: *CrystalStructure* (Rigaku Americas & Rigaku, 2007); program(s) used to solve structure: *SHELXS97* (Sheldrick, 2008); program(s) used to refine structure: *SHELXL97* (Sheldrick, 2008); molecular graphics: *ORTEP-3* (Farrugia, 1997) and *PyMOLWin* (DeLano, 2007); software used to prepare material for publication: *CrystalStructure*.

This research was supported in part by a Grant for the Global COE Program, 'Chemistry Innovation through Cooperation of Science and Engineering', a Grant-in-Aid for Young Scientists (S) from the Japan Society for the Promotion of Science (JSPS), The Inamori Foundation, and The Kurata Memorial Hitachi Science and Technology Foundation.

Supplementary data and figures for this paper are available from the IUCr electronic archives (Reference: TK2308).

References

- Arimoto, Y., Ohkoshi, S., Zhong, Z. J., Seino, H., Mizobe, Y. & Hashimoto, K. (2003). *J. Am. Chem. Soc.* **125**, 9240–9241.
 Catala, L., Mathonière, C., Gloter, A., Stephan, O., Gacoin, T., Boilot, J.-P. & Mallah, T. (2005). *Chem. Commun.* pp. 746–748.
 DeLano, W. L. (2007). *The pyMOL Molecular Graphics System*. DeLano Scientific LLC, Palo Alto, CA, USA. <http://www.pymol.org>.
 Farrugia, L. J. (1997). *J. Appl. Cryst.* **30**, 565.
 Garde, R., Desplanches, C., Bleuzen, A., Veillet, P. & Verdager, M. (1999). *Mol. Cryst. Liq. Cryst.* **334**, 587–595.
 Higashi, T. (1995). *ABSCOR*. Rigaku Corporation, Tokyo, Japan.
 Hozumi, T., Ohkoshi, S., Arimoto, Y., Seino, H., Mizobe, Y. & Hashimoto, K. (2003). *J. Phys. Chem. B*, **107**, 11571–11574.
 Leipoldt, J. G., Basson, S. S. & Roodt, A. (1994). *Adv. Inorg. Chem.* **40**, 241–322.
 Ohkoshi, S., Arimoto, Y., Hozumi, T., Seino, H., Mizobe, Y. & Hashimoto, K. (2003). *Chem. Commun.* pp. 2772–2773.
 Ohkoshi, S., Hamada, Y., Matsuda, T., Tsunobuchi, Y. & Tokoro, H. (2008). *Chem. Mater.* **20**, 3048–3054.
 Ohkoshi, S., Ikeda, S., Hozumi, T., Kashiwagi, T. & Hashimoto, K. (2006). *J. Am. Chem. Soc.* **128**, 5320–5321.
 Ohkoshi, S., Tsunobuchi, Y., Takahashi, H., Hozumi, T., Shiro, M. & Hashimoto, K. (2007). *J. Am. Chem. Soc.* **129**, 3084–3085.
 Pilkington, M. & Decurtins, S. (2000). *Chimia (Aarau)*, **54**, 593–601.

Rigaku (1998). *PROCESS-AUTO*. Rigaku Corporation, Tokyo, Japan.
Rigaku Americas & Rigaku (2007). *CrystalStructure*. Rigaku Americas, The Woodlands, Texas, USA, and Rigaku Corporation, Tokyo, Japan.

Sheldrick, G. M. (2008). *Acta Cryst.* **A64**, 112–122.
Zhong, Z. J., Seino, H., Mizobe, Y., Hidai, M., Verdagner, M., Ohkoshi, S. & Hashimoto, K. (2000). *Inorg. Chem.* **39**, 5095–5101.

supplementary materials

Acta Cryst. (2008). E64, m1442-m1443 [doi:10.1107/S1600536808032947]

Poly[[diaquadeca- μ -cyanido-hexacyanidobis(4-cyanopyridine)di- μ -pyrimidine-tricopper(II)ditungsten(V)] dihydrate]

S. Kaneko, Y. Tsunobuchi, K. Nakabayashi and S. Ohkoshi

Comment

The preparation of ferromagnetic nanoporous materials is an attractive contemporary research area. An octacyanometalate $[M(\text{CN})_8]$ ($M = \text{Mo}, \text{W}, \text{Nb}$)-based magnets are good candidates because of their high Curie temperatures (Garde *et al.*, 1999; Zhong *et al.*, 2000; Pilkington & Decurtins, 2000), functionalities such as photomagnetism (Arimoto *et al.*, 2003; Catala *et al.*, 2005; Ohkoshi *et al.*, 2006,2008) and chemically sensitive magnetism (Ohkoshi *et al.*, 2007). Octacyanometalates, $[M(\text{CN})_8]^{n-}$, a versatile class of building blocks, can adopt different spatial configurations depending on the coordinating ligands, *e.g.*, square antiprismatic (D_{4h}), dodecahedral (D_{2d}), and bicapped trigonal prismatic (C_{2v}) (Leipoldt *et al.*, 1994). In the case of Cu—W systems, several octacyanometalate-based magnets such as $\{[\text{Cu}_3[\text{W}(\text{CN})_8]_2]3.4\text{H}_2\text{O}\}_n$ (3-dimensional network complex, 3-D) (Garde *et al.*, 1999), $\{[\text{Cu}_3[\text{W}(\text{CN})_8]_2(\text{pyrimidine})_2]8\text{H}_2\text{O}\}_n$ (3-D) (Ohkoshi *et al.*, 2007), $\{[\text{Cu}_3[\text{W}(\text{CN})_8]_2(3\text{-cyanopyridine})_6]4\text{H}_2\text{O}\}_n$ (2-D array), and $\{[\text{Cu}_3[\text{W}(\text{CN})_8]_2(4\text{-cyanopyridine})_6]8\text{H}_2\text{O}\}_n$ (2-D array) (Ohkoshi *et al.*, 2003), have been reported.

The asymmetric unit of the present compound (I) comprises a $[\text{W}(\text{CN})_8]^{3-}$ anion, a one-half of $[\text{Cu}_1(\text{H}_2\text{O})_2]^{2+}$ cation (the Cu centre is located on a centre of inversion), a $[\text{Cu}_2(\text{pyrimidine})(4\text{-cyanopyridine})]^{2+}$ cation, and a water molecule, Fig. 1. The coordination geometry of W is eight-coordinated bicapped trigonal prismatic, where five CN groups of $[\text{W}(\text{CN})_8]$ are bridged to Cu ions (one Cu1 and four Cu2), and the other three CN groups are free (Fig. 2a). The coordination geometries of the two types of Cu^{II} ions (Cu1 and Cu2) are pseudo-octahedral. The Cu1 atom is coordinated to two N atoms of CN ligands, two N atoms of pyrimidine molecules, and two O atoms of H_2O molecules. The Cu2 atom is coordinated to four N atoms of CN ligands, one N atom of a pyrimidine molecule, and one N atom of a 4-cyanopyridine molecule.

The cyano-bridged-Cu2—W layers are linked by Cu1 pillar unit (Figs 2b and 2c). This arrangement leads to the formation of cavities along a axis which are occupied by 4-cyanopyridine molecules and zeolitic-like water molecules (Fig. 2b). The 4-cyanopyridine molecules are aligned alternately without forming significant intermolecular interaction, Fig. 2c.

The field-cooled magnetization (FCM) curve at 10 Oe showed a spontaneous magnetization with a Curie temperature (T_C) of 12 K, the coercive field (H_C) of 70 Oe at 2 K, and, the saturation magnetization (M_S) value of $3.1 \mu_B$. This M_S value indicates that this compound is a ferrimagnet in which W^{V} ($S = 1/2$) and Cu^{II} ($S = 1/2$, Cu2) in the layer are ferromagnetically coupled and W^{V} and the bridged Cu^{II} ($S = 1/2$, Cu1) are antiferromagnetically coupled.

Experimental

The title compound was prepared by reacting an aqueous solution of $\text{Cs}_3[\text{W}(\text{CN})_8]2\text{H}_2\text{O}$ ($1.2 \times 10^{-2} \text{ mol dm}^{-3}$) with a mixed aqueous solution of $\text{CuCl}_2 \cdot 2\text{H}_2\text{O}$ ($1.8 \times 10^{-2} \text{ mol dm}^{-3}$), 4-cyanopyridine ($1.8 \times 10^{-2} \text{ mol dm}^{-3}$) and pyrimidine (1.2×10^{-2}

supplementary materials

mol dm⁻³) at room temperature. The prepared compound was a green plate-like crystal. Elemental analysis found: C 30.36, H 1.88, N 23.99, Cu 13.84, W 26.20; C₃₆H₂₄N₂₄O₄Cu₃W₂ requires: Cu, 13.47; W, 25.98; C, 30.56; H, 1.71; N, 23.76.

In the IR spectrum, cyano stretching peaks were observed at 2154, 2162, 2170, and 2200 cm⁻¹. The UV-visible reflectance spectrum showed absorption bands at around 700 and 1070 nm.

Refinement

The H atoms of the solvent water molecules and the coordinated water molecules could not be located reliably and were not included in the refinement. The remaining H atoms were placed in calculated positions and refined using a riding model, with C-H = 0.95 Å, and with $U_{\text{iso}}(\text{H}) = 1.2 U_{\text{eq}}(\text{C})$. The maximum and minimum residual electron density peaks were located 0.66 and 1.61 Å, respectively from the W atom.

Figures

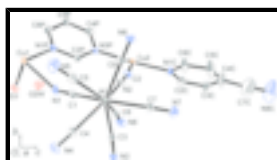


Fig. 1. Displacement ellipsoid plot (50% probability level) of (I) showing the asymmetric unit. Hydrogen atoms are omitted for clarity.




Fig. 2. Supramolecular connectivity in (I) where hydrogen atoms are omitted for clarity. (a) The coordination environment around the W and Cu atoms. The broken lines indicate coordination to symmetry-related metal ions. (b) View along the *a* axis, the direction of the formed pores. (c) View along the *b* axis. Colour code: Light blue, orange, gray, blue, and red represent W, Cu, C, N, and O atoms, respectively.

Poly[[diaquadeca- μ -cyanido-hexacyanidobis(4-cyanopyridine)di- μ -pyrimidine-tricopper(II)ditungsten(V)] dihydrate]

Crystal data

[Cu ₃ W ₂ (CN) ₁₆ (C ₄ H ₄ N ₂) ₂ (C ₆ H ₄ N ₂) ₂ (H ₂ O) ₂] \cdot 2H ₂ O	$F_{000} = 1334$
$M_r = 1407.02$	$D_x = 2.000 \text{ Mg m}^{-3}$
Monoclinic, $P2_1/n$	Mo $K\alpha$ radiation
Hall symbol: -P 2yn	$\lambda = 0.71075 \text{ \AA}$
$a = 7.2475 (6) \text{ \AA}$	Cell parameters from 15466 reflections
$b = 15.4532 (12) \text{ \AA}$	$\theta = 3.1\text{--}27.5^\circ$
$c = 20.8560 (16) \text{ \AA}$	$\mu = 6.32 \text{ mm}^{-1}$
	$T = 90 (2) \text{ K}$

$\beta = 90.057 (2)^\circ$
 $V = 2335.8 (3) \text{ \AA}^3$
 $Z = 2$

Plate, green
 $0.44 \times 0.17 \times 0.04 \text{ mm}$

Data collection

Rigaku R-Axis RAPID diffractometer
Radiation source: sealed tube
Monochromator: sealed tube
Detector resolution: $10.00 \text{ pixels mm}^{-1}$
 ω scans
Absorption correction: numerical (ABSCOR; Higashi, 1995)
 $T_{\min} = 0.297, T_{\max} = 0.791$
22562 measured reflections

5345 independent reflections
4975 reflections with $I > 2\sigma(I)$
 $R_{\text{int}} = 0.095$
 $\theta_{\max} = 27.5^\circ$
 $\theta_{\min} = 3.1^\circ$
 $h = -9 \rightarrow 9$
 $k = -20 \rightarrow 17$
 $l = -27 \rightarrow 26$

Refinement

Refinement on F^2
Least-squares matrix: full
 $R[F^2 > 2\sigma(F^2)] = 0.039$
 $wR(F^2) = 0.093$
 $S = 1.09$
5345 reflections
314 parameters
Secondary atom site location: structure-invariant direct methods

Hydrogen site location: inferred from neighbouring sites
H-atom parameters constrained
 $w = 1/[\sigma^2(F_o^2) + 6.8782P]$
where $P = (F_o^2 + 2F_c^2)/3$
 $(\Delta/\sigma)_{\max} = 0.002$
 $\Delta\rho_{\max} = 2.97 \text{ e \AA}^{-3}$
 $\Delta\rho_{\min} = -1.45 \text{ e \AA}^{-3}$
Extinction correction: none

Special details

Refinement. Refinement was performed using all reflections. The weighted R -factor (wR) and goodness of fit (S) are based on F^2 . R -factor (gt) are based on F . The threshold expression of $F^2 > 2.0 \sigma(F^2)$ is used only for calculating R -factor (gt).

Fractional atomic coordinates and isotropic or equivalent isotropic displacement parameters (\AA^2)

	<i>x</i>	<i>y</i>	<i>z</i>	$U_{\text{iso}}^*/U_{\text{eq}}$
W(1)	0.79222 (2)	0.682386 (11)	0.301091 (8)	0.00933 (7)
Cu(1)	0.5000	0.5000	0.5000	0.01726 (18)
Cu(2)	0.24342 (7)	0.43738 (4)	0.23347 (3)	0.01074 (13)
O(1)	0.6198 (4)	0.3863 (2)	0.50585 (15)	0.0199 (7)
O(2W)	0.4469 (5)	0.2609 (2)	0.44669 (18)	0.0331 (9)
N(8)	0.4520 (5)	0.8223 (2)	0.2839 (2)	0.0171 (8)
N(5)	0.7372 (8)	0.7918 (4)	0.4362 (2)	0.0445 (14)
N(4)	1.1739 (5)	0.6555 (3)	0.3867 (2)	0.0221 (9)
N(6)	1.0499 (5)	0.8542 (2)	0.27039 (19)	0.0155 (8)

supplementary materials

N(3P)	0.2076 (5)	0.4190 (2)	0.33127 (19)	0.0139 (7)
N(3)	1.0395 (5)	0.5230 (2)	0.24087 (18)	0.0146 (8)
N(7)	0.7775 (6)	0.7133 (3)	0.1440 (2)	0.0251 (9)
N(1P)	0.3037 (5)	0.4489 (2)	0.43733 (19)	0.0167 (8)
N(1C)	0.2581 (5)	0.4584 (2)	0.13674 (18)	0.0160 (8)
N(2)	0.4536 (5)	0.5548 (2)	0.25142 (19)	0.0159 (8)
N(8C)	0.2655 (15)	0.5073 (7)	-0.1191 (3)	0.108 (3)
N(1)	0.6858 (5)	0.5382 (3)	0.41107 (19)	0.0195 (9)
C(5)	0.7573 (7)	0.7547 (3)	0.3890 (2)	0.0247 (11)
C(8)	0.5679 (6)	0.7718 (3)	0.2897 (2)	0.0131 (8)
C(6)	0.9565 (6)	0.7950 (3)	0.2801 (2)	0.0149 (9)
C(1)	0.7250 (6)	0.5869 (3)	0.3723 (2)	0.0151 (9)
C(3)	0.9483 (5)	0.5780 (3)	0.2595 (2)	0.0117 (8)
C(2)	0.5694 (6)	0.6008 (3)	0.2667 (2)	0.0139 (9)
C(7)	0.7801 (6)	0.7033 (3)	0.1982 (2)	0.0147 (9)
C(4)	1.0445 (6)	0.6656 (3)	0.3562 (2)	0.0145 (9)
C(4P)	0.0484 (6)	0.3870 (3)	0.3537 (2)	0.0208 (10)
C(5P)	0.0114 (6)	0.3841 (4)	0.4186 (2)	0.0250 (11)
C(2P)	0.3299 (6)	0.4475 (3)	0.3738 (2)	0.0158 (9)
C(6C)	0.2623 (8)	0.5390 (3)	0.1143 (2)	0.0286 (12)
C(5C)	0.2606 (10)	0.5585 (4)	0.0505 (3)	0.0468 (19)
C(4C)	0.2565 (9)	0.4902 (6)	0.0079 (3)	0.052 (2)
C(3C)	0.2549 (8)	0.4065 (5)	0.0295 (2)	0.0412 (17)
C(2C)	0.2567 (7)	0.3938 (3)	0.0953 (2)	0.0252 (11)
C(6P)	0.1443 (6)	0.4167 (4)	0.4596 (2)	0.0238 (11)
C(7C)	0.2648 (14)	0.4950 (8)	-0.0622 (4)	0.083 (3)
H(4P)	-0.0415	0.3657	0.3239	0.025*
H(5P)	-0.1017	0.3605	0.4346	0.030*
H(2P)	0.4451	0.4683	0.3579	0.019*
H(6C)	0.2664	0.5859	0.1449	0.035*
H(5C)	0.2618	0.6178	0.0358	0.056*
H(3C)	0.2521	0.3584	-0.0000	0.050*
H(2C)	0.2567	0.3355	0.1117	0.031*
H(6P)	0.1222	0.4165	0.5050	0.028*

Atomic displacement parameters (\AA^2)

	U^{11}	U^{22}	U^{33}	U^{12}	U^{13}	U^{23}
W(1)	0.00709 (11)	0.00851 (13)	0.01238 (11)	-0.00006 (5)	-0.00063 (7)	0.00014 (6)
Cu(1)	0.0109 (3)	0.0285 (5)	0.0123 (3)	-0.0043 (3)	-0.0029 (2)	0.0043 (3)
Cu(2)	0.0096 (2)	0.0105 (2)	0.0121 (2)	0.00227 (19)	-0.00008 (18)	0.0000 (2)
O(1)	0.0141 (16)	0.029 (2)	0.0161 (15)	-0.0006 (13)	-0.0023 (11)	0.0056 (15)
O(2W)	0.029 (2)	0.040 (2)	0.030 (2)	-0.0009 (17)	0.0017 (16)	-0.015 (2)
N(8)	0.016 (2)	0.015 (2)	0.020 (2)	0.0002 (14)	0.0004 (15)	0.0026 (16)
N(5)	0.056 (3)	0.049 (3)	0.029 (2)	0.017 (2)	-0.008 (2)	-0.020 (2)
N(4)	0.019 (2)	0.022 (2)	0.025 (2)	-0.0013 (17)	-0.0066 (16)	0.005 (2)
N(6)	0.0106 (18)	0.015 (2)	0.021 (2)	-0.0015 (15)	-0.0004 (14)	0.0014 (17)
N(3P)	0.0123 (18)	0.013 (2)	0.0160 (18)	0.0003 (14)	0.0009 (13)	0.0001 (16)

N(3)	0.0109 (18)	0.015 (2)	0.0175 (18)	0.0003 (15)	0.0000 (13)	0.0012 (16)
N(7)	0.029 (2)	0.026 (2)	0.021 (2)	0.0002 (19)	0.0035 (16)	0.006 (2)
N(1P)	0.0151 (19)	0.018 (2)	0.0169 (19)	-0.0028 (15)	-0.0023 (14)	0.0050 (17)
N(1C)	0.0145 (19)	0.022 (2)	0.0113 (18)	-0.0018 (15)	0.0007 (13)	0.0037 (17)
N(2)	0.0154 (19)	0.016 (2)	0.0160 (18)	-0.0005 (15)	-0.0012 (14)	-0.0003 (16)
N(8C)	0.145 (9)	0.136 (10)	0.043 (4)	-0.015 (7)	-0.005 (4)	-0.003 (5)
N(1)	0.016 (2)	0.026 (2)	0.0161 (19)	-0.0067 (16)	-0.0049 (14)	0.0059 (19)
C(5)	0.025 (2)	0.023 (2)	0.027 (2)	0.004 (2)	-0.0081 (19)	-0.001 (2)
C(8)	0.012 (2)	0.012 (2)	0.015 (2)	0.0016 (16)	-0.0008 (15)	-0.0019 (18)
C(6)	0.010 (2)	0.016 (2)	0.018 (2)	0.0041 (18)	-0.0037 (15)	0.004 (2)
C(1)	0.012 (2)	0.021 (2)	0.013 (2)	-0.0017 (17)	-0.0036 (15)	-0.003 (2)
C(3)	0.011 (2)	0.014 (2)	0.0102 (19)	-0.0022 (17)	-0.0015 (14)	-0.0006 (18)
C(2)	0.011 (2)	0.012 (2)	0.018 (2)	-0.0003 (17)	-0.0018 (15)	0.0016 (19)
C(7)	0.011 (2)	0.014 (2)	0.019 (2)	-0.0024 (17)	0.0012 (15)	0.003 (2)
C(4)	0.014 (2)	0.013 (2)	0.017 (2)	-0.0028 (17)	-0.0022 (16)	0.0022 (19)
C(4P)	0.013 (2)	0.028 (2)	0.022 (2)	-0.0076 (19)	-0.0006 (17)	-0.002 (2)
C(5P)	0.016 (2)	0.039 (3)	0.020 (2)	-0.007 (2)	0.0037 (17)	0.002 (2)
C(2P)	0.012 (2)	0.017 (2)	0.018 (2)	0.0001 (17)	0.0005 (16)	-0.0006 (19)
C(6C)	0.042 (3)	0.024 (2)	0.020 (2)	-0.012 (2)	-0.007 (2)	0.010 (2)
C(5C)	0.061 (4)	0.047 (4)	0.032 (3)	-0.032 (3)	-0.018 (2)	0.028 (3)
C(4C)	0.032 (3)	0.100 (6)	0.024 (3)	-0.024 (3)	-0.008 (2)	0.028 (3)
C(3C)	0.034 (3)	0.070 (5)	0.020 (2)	-0.001 (3)	0.005 (2)	-0.012 (3)
C(2C)	0.027 (2)	0.029 (3)	0.020 (2)	0.004 (2)	0.0005 (19)	-0.003 (2)
C(6P)	0.014 (2)	0.041 (3)	0.016 (2)	-0.004 (2)	0.0004 (17)	0.003 (2)
C(7C)	0.086 (7)	0.110 (9)	0.054 (5)	-0.016 (6)	0.010 (4)	0.005 (5)

Geometric parameters (Å, °)

W(1)—C(5)	2.162 (5)	N(3P)—C(2P)	1.328 (6)
W(1)—C(8)	2.146 (4)	N(3)—C(3)	1.145 (6)
W(1)—C(6)	2.153 (4)	N(7)—C(7)	1.141 (6)
W(1)—C(1)	2.149 (4)	N(1P)—C(2P)	1.339 (6)
W(1)—C(3)	2.153 (4)	N(1P)—C(6P)	1.341 (6)
W(1)—C(2)	2.170 (4)	N(1C)—C(6C)	1.331 (7)
W(1)—C(7)	2.173 (4)	N(1C)—C(2C)	1.322 (6)
W(1)—C(4)	2.174 (4)	N(2)—C(2)	1.145 (6)
Cu(1)—O(1)	1.964 (3)	N(8C)—C(7C)	1.202 (12)
Cu(1)—O(1) ⁱ	1.964 (3)	N(1)—C(1)	1.141 (6)
Cu(1)—N(1P)	2.086 (3)	C(4P)—C(5P)	1.381 (6)
Cu(1)—N(1P) ⁱ	2.086 (3)	C(5P)—C(6P)	1.383 (7)
Cu(1)—N(1)	2.368 (3)	C(6C)—C(5C)	1.364 (8)
Cu(1)—N(1) ⁱ	2.368 (3)	C(5C)—C(4C)	1.380 (11)
Cu(2)—N(8) ⁱⁱ	2.301 (4)	C(4C)—C(3C)	1.368 (12)
Cu(2)—N(6) ⁱⁱⁱ	1.975 (3)	C(4C)—C(7C)	1.465 (11)
Cu(2)—N(3P)	2.076 (4)	C(3C)—C(2C)	1.386 (7)
Cu(2)—N(3) ^{iv}	1.990 (3)	C(4P)—H(4P)	0.958
Cu(2)—N(1C)	2.046 (3)	C(5P)—H(5P)	0.958
Cu(2)—N(2)	2.399 (4)	C(2P)—H(2P)	0.955

supplementary materials

N(8)—C(8)	1.154 (6)	C(6C)—H(6C)	0.965
N(5)—C(5)	1.149 (7)	C(5C)—H(5C)	0.967
N(4)—C(4)	1.143 (6)	C(3C)—H(3C)	0.965
N(6)—C(6)	1.157 (6)	C(2C)—H(2C)	0.964
N(3P)—C(4P)	1.340 (6)	C(6P)—H(6P)	0.960
O(1)···O(2W)	2.615 (5)	N(8C)···C(3) ^{vii}	3.564 (10)
O(1)···N(4) ^v	2.770 (5)	N(8C)···C(6C) ^{vii}	3.498 (12)
O(2W)···O(1)	2.615 (5)	C(3)···N(8C) ^{vii}	3.564 (10)
O(2W)···N(5) ⁱ	2.901 (6)	C(2P)···O(2W)	3.367 (6)
O(2W)···N(7) ⁱⁱⁱ	2.849 (5)	C(6C)···N(8C) ^{vii}	3.498 (12)
O(2W)···N(1P)	3.090 (6)	C(5C)···O(2W) ^x	3.472 (8)
O(2W)···C(2P)	3.367 (6)	C(5C)···N(5) ^{ix}	3.326 (9)
O(2W)···C(5C) ⁱⁱ	3.472 (8)	C(5C)···C(7C) ^{vii}	3.546 (13)
O(2W)···C(6P)	3.268 (7)	C(4C)···C(4C) ^{vii}	3.559 (9)
N(5)···O(2W) ⁱ	2.901 (6)	C(6P)···O(2W)	3.268 (7)
N(5)···N(8C) ^{vi}	3.318 (13)	C(7C)···N(5) ^{ix}	3.301 (14)
N(5)···C(5C) ^{vi}	3.326 (9)	C(7C)···C(5C) ^{vii}	3.546 (13)
N(5)···C(7C) ^{vi}	3.301 (14)	O(2W)···H(5C) ⁱⁱ	2.705
N(4)···O(1) ^v	2.770 (5)	O(2W)···H(3C) ^{xi}	3.087
N(3)···N(8C) ^{vii}	3.398 (10)	O(2W)···H(6P)	3.578
N(7)···O(2W) ^{viii}	2.849 (5)	N(5)···H(5C) ^{vi}	2.510
N(7)···N(8C) ^{vii}	3.462 (13)	N(7)···H(3C) ^{vii}	3.207
N(1P)···O(2W)	3.090 (6)	C(6P)···H(6P) ^{xii}	3.304
N(1C)···N(8C) ^{vii}	3.513 (11)	H(5C)···O(2W) ^x	2.705
N(2)···N(8C) ^{vii}	3.563 (10)	H(5C)···N(5) ^{ix}	2.510
N(8C)···N(5) ^{ix}	3.318 (13)	H(3C)···O(2W) ^{xiii}	3.087
N(8C)···N(3) ^{vii}	3.398 (10)	H(3C)···N(7) ^{vii}	3.207
N(8C)···N(7) ^{vii}	3.462 (13)	H(6P)···O(2W)	3.578
N(8C)···N(1C) ^{vii}	3.513 (11)	H(6P)···C(6P) ^{xii}	3.304
N(8C)···N(2) ^{vii}	3.563 (10)	H(6P)···H(6P) ^{xii}	3.136
C(5)—W(1)—C(8)	70.83 (18)	N(3P)—Cu(2)—N(2)	91.72 (14)
C(5)—W(1)—C(6)	79.62 (19)	N(3) ^{iv} —Cu(2)—N(1C)	90.59 (16)
C(5)—W(1)—C(1)	75.05 (19)	N(3) ^{iv} —Cu(2)—N(2)	87.51 (14)
C(5)—W(1)—C(3)	142.29 (18)	N(1C)—Cu(2)—N(2)	90.00 (15)
C(5)—W(1)—C(2)	119.52 (18)	Cu(2) ^x —N(8)—C(8)	171.0 (3)
C(5)—W(1)—C(7)	139.15 (19)	Cu(2) ^{viii} —N(6)—C(6)	165.0 (3)
C(5)—W(1)—C(4)	73.28 (18)	Cu(2)—N(3P)—C(4P)	120.1 (3)
C(8)—W(1)—C(6)	82.92 (17)	Cu(2)—N(3P)—C(2P)	121.8 (3)
C(8)—W(1)—C(1)	110.23 (17)	C(4P)—N(3P)—C(2P)	117.6 (4)
C(8)—W(1)—C(3)	146.68 (16)	Cu(2) ^{xiv} —N(3)—C(3)	161.7 (3)
C(8)—W(1)—C(2)	76.94 (17)	Cu(1)—N(1P)—C(2P)	121.9 (3)
C(8)—W(1)—C(7)	76.43 (17)	Cu(1)—N(1P)—C(6P)	120.7 (3)

C(8)—W(1)—C(4)	140.49 (17)	C(2P)—N(1P)—C(6P)	117.4 (4)
C(6)—W(1)—C(1)	145.12 (17)	Cu(2)—N(1C)—C(6C)	119.7 (3)
C(6)—W(1)—C(3)	103.42 (17)	Cu(2)—N(1C)—C(2C)	121.7 (3)
C(6)—W(1)—C(2)	144.47 (17)	C(6C)—N(1C)—C(2C)	118.5 (4)
C(6)—W(1)—C(7)	72.62 (17)	Cu(2)—N(2)—C(2)	168.1 (3)
C(6)—W(1)—C(4)	74.85 (17)	Cu(1)—N(1)—C(1)	149.5 (3)
C(1)—W(1)—C(3)	83.36 (17)	W(1)—C(5)—N(5)	178.7 (5)
C(1)—W(1)—C(2)	70.17 (17)	W(1)—C(8)—N(8)	177.4 (4)
C(1)—W(1)—C(7)	140.87 (18)	W(1)—C(6)—N(6)	177.4 (3)
C(1)—W(1)—C(4)	75.16 (17)	W(1)—C(1)—N(1)	177.8 (4)
C(3)—W(1)—C(2)	79.79 (16)	W(1)—C(3)—N(3)	175.2 (3)
C(3)—W(1)—C(7)	74.54 (17)	W(1)—C(2)—N(2)	176.2 (4)
C(3)—W(1)—C(4)	71.47 (16)	W(1)—C(7)—N(7)	178.4 (4)
C(2)—W(1)—C(7)	74.36 (17)	W(1)—C(4)—N(4)	177.8 (4)
C(2)—W(1)—C(4)	136.94 (17)	N(3P)—C(4P)—C(5P)	121.5 (4)
C(7)—W(1)—C(4)	124.99 (16)	C(4P)—C(5P)—C(6P)	117.4 (4)
O(1)—Cu(1)—O(1) ⁱ	180.00 (18)	N(3P)—C(2P)—N(1P)	124.8 (4)
O(1)—Cu(1)—N(1P)	90.05 (15)	N(1C)—C(6C)—C(5C)	123.3 (5)
O(1)—Cu(1)—N(1P) ⁱ	89.95 (15)	C(6C)—C(5C)—C(4C)	117.4 (6)
O(1)—Cu(1)—N(1)	91.15 (14)	C(5C)—C(4C)—C(3C)	120.7 (6)
O(1)—Cu(1)—N(1) ⁱ	88.85 (14)	C(5C)—C(4C)—C(7C)	127.1 (8)
O(1) ⁱ —Cu(1)—N(1P)	89.95 (15)	C(3C)—C(4C)—C(7C)	112.1 (8)
O(1) ⁱ —Cu(1)—N(1P) ⁱ	90.05 (15)	C(4C)—C(3C)—C(2C)	117.3 (6)
O(1) ⁱ —Cu(1)—N(1)	88.85 (14)	N(1C)—C(2C)—C(3C)	122.7 (5)
O(1) ⁱ —Cu(1)—N(1) ⁱ	91.15 (14)	N(1P)—C(6P)—C(5P)	121.3 (4)
N(1P)—Cu(1)—N(1P) ⁱ	180.0 (2)	N(8C)—C(7C)—C(4C)	173.5 (12)
N(1P)—Cu(1)—N(1)	89.52 (14)	N(3P)—C(4P)—H(4P)	119.1
N(1P)—Cu(1)—N(1) ⁱ	90.48 (14)	C(5P)—C(4P)—H(4P)	119.5
N(1P) ⁱ —Cu(1)—N(1)	90.48 (14)	C(4P)—C(5P)—H(5P)	121.4
N(1P) ⁱ —Cu(1)—N(1) ⁱ	89.52 (14)	C(6P)—C(5P)—H(5P)	121.2
N(1)—Cu(1)—N(1) ⁱ	180.0 (2)	N(3P)—C(2P)—H(2P)	117.6
N(8) ⁱⁱ —Cu(2)—N(6) ⁱⁱⁱ	87.57 (15)	N(1P)—C(2P)—H(2P)	117.6
N(8) ⁱⁱ —Cu(2)—N(3P)	88.40 (15)	N(1C)—C(6C)—H(6C)	118.1
N(8) ⁱⁱ —Cu(2)—N(3) ^{iv}	93.94 (15)	C(5C)—C(6C)—H(6C)	118.6
N(8) ⁱⁱ —Cu(2)—N(1C)	89.99 (15)	C(6C)—C(5C)—H(5C)	121.2
N(8) ⁱⁱ —Cu(2)—N(2)	178.55 (14)	C(4C)—C(5C)—H(5C)	121.4
N(6) ⁱⁱⁱ —Cu(2)—N(3P)	92.69 (15)	C(4C)—C(3C)—H(3C)	121.2
N(6) ⁱⁱⁱ —Cu(2)—N(3) ^{iv}	177.57 (16)	C(2C)—C(3C)—H(3C)	121.5
N(6) ⁱⁱⁱ —Cu(2)—N(1C)	91.31 (16)	N(1C)—C(2C)—H(2C)	118.3
N(6) ⁱⁱⁱ —Cu(2)—N(2)	90.98 (15)	C(3C)—C(2C)—H(2C)	119.0
N(3P)—Cu(2)—N(3) ^{iv}	85.46 (15)	N(1P)—C(6P)—H(6P)	119.2
N(3P)—Cu(2)—N(1C)	175.62 (15)	C(5P)—C(6P)—H(6P)	119.5
C(5)—W(1)—C(8)—N(8)	63 (8)	N(1P) ⁱ —Cu(1)—N(1)—C(1)	-91.9 (7)
C(8)—W(1)—C(5)—N(5)	105 (22)	N(1)—Cu(1)—N(1P) ⁱ —C(2P) ⁱ	177.7 (3)

supplementary materials

C(5)—W(1)—C(6)—N(6)	75 (9)	N(1)—Cu(1)—N(1P) ⁱ —C(6P) ⁱ	-3.0 (4)
C(6)—W(1)—C(5)—N(5)	-169 (18)	N(1P) ⁱ —Cu(1)—N(1) ⁱ —C(1) ⁱ	-88.1 (7)
C(5)—W(1)—C(1)—N(1)	34 (10)	N(1) ⁱ —Cu(1)—N(1P) ⁱ —C(2P) ⁱ	-2.3 (3)
C(1)—W(1)—C(5)—N(5)	-13 (21)	N(1) ⁱ —Cu(1)—N(1P) ⁱ —C(6P) ⁱ	177.0 (4)
C(5)—W(1)—C(3)—N(3)	-14 (4)	N(8) ⁱⁱ —Cu(2)—N(6) ⁱⁱⁱ —C(6) ⁱⁱⁱ	22.8 (14)
C(3)—W(1)—C(5)—N(5)	-70 (22)	N(6) ⁱⁱⁱ —Cu(2)—N(8) ⁱⁱ —C(8) ⁱⁱ	162 (2)
C(5)—W(1)—C(2)—N(2)	-68 (6)	N(8) ⁱⁱ —Cu(2)—N(3P)—C(4P)	-30.3 (3)
C(2)—W(1)—C(5)—N(5)	43 (22)	N(8) ⁱⁱ —Cu(2)—N(3P)—C(2P)	157.6 (3)
C(5)—W(1)—C(7)—N(7)	132 (16)	N(3P)—Cu(2)—N(8) ⁱⁱ —C(8) ⁱⁱ	70 (2)
C(7)—W(1)—C(5)—N(5)	144 (22)	N(8) ⁱⁱ —Cu(2)—N(3) ^{iv} —C(3) ^{iv}	131.3 (12)
C(5)—W(1)—C(4)—N(4)	64 (11)	N(3) ^{iv} —Cu(2)—N(8) ⁱⁱ —C(8) ⁱⁱ	-16 (2)
C(4)—W(1)—C(5)—N(5)	-92 (22)	N(8) ⁱⁱ —Cu(2)—N(1C)—C(6C)	141.8 (4)
C(8)—W(1)—C(6)—N(6)	147 (9)	N(8) ⁱⁱ —Cu(2)—N(1C)—C(2C)	-35.7 (3)
C(6)—W(1)—C(8)—N(8)	-19 (8)	N(1C)—Cu(2)—N(8) ⁱⁱ —C(8) ⁱⁱ	-106 (2)
C(8)—W(1)—C(1)—N(1)	-29 (10)	N(8) ⁱⁱ —Cu(2)—N(2)—C(2)	-42 (6)
C(1)—W(1)—C(8)—N(8)	128 (8)	N(2)—Cu(2)—N(8) ⁱⁱ —C(8) ⁱⁱ	164 (4)
C(8)—W(1)—C(3)—N(3)	174 (4)	N(6) ⁱⁱⁱ —Cu(2)—N(3P)—C(4P)	-117.8 (4)
C(3)—W(1)—C(8)—N(8)	-123 (8)	N(6) ⁱⁱⁱ —Cu(2)—N(3P)—C(2P)	70.2 (3)
C(8)—W(1)—C(2)—N(2)	-127 (6)	N(3P)—Cu(2)—N(6) ⁱⁱⁱ —C(6) ⁱⁱⁱ	111.1 (14)
C(2)—W(1)—C(8)—N(8)	-169 (8)	N(6) ⁱⁱⁱ —Cu(2)—N(3) ^{iv} —C(3) ^{iv}	3(4)
C(8)—W(1)—C(7)—N(7)	169 (16)	N(3) ^{iv} —Cu(2)—N(6) ⁱⁱⁱ —C(6) ⁱⁱⁱ	151 (3)
C(7)—W(1)—C(8)—N(8)	-93 (8)	N(6) ⁱⁱⁱ —Cu(2)—N(1C)—C(6C)	-130.7 (4)
C(8)—W(1)—C(4)—N(4)	89 (11)	N(6) ⁱⁱⁱ —Cu(2)—N(1C)—C(2C)	51.9 (3)
C(4)—W(1)—C(8)—N(8)	37 (8)	N(1C)—Cu(2)—N(6) ⁱⁱⁱ —C(6) ⁱⁱⁱ	-67.1 (14)
C(6)—W(1)—C(1)—N(1)	78 (10)	N(6) ⁱⁱⁱ —Cu(2)—N(2)—C(2)	-40.2 (17)
C(1)—W(1)—C(6)—N(6)	31 (9)	N(2)—Cu(2)—N(6) ⁱⁱⁱ —C(6) ⁱⁱⁱ	-157.2 (14)
C(6)—W(1)—C(3)—N(3)	76 (4)	N(3P)—Cu(2)—N(3) ^{iv} —C(3) ^{iv}	43.2 (12)
C(3)—W(1)—C(6)—N(6)	-66 (9)	N(3) ^{iv} —Cu(2)—N(3P)—C(4P)	63.8 (3)
C(6)—W(1)—C(2)—N(2)	176 (5)	N(3) ^{iv} —Cu(2)—N(3P)—C(2P)	-108.3 (3)
C(2)—W(1)—C(6)—N(6)	-158 (9)	N(3P)—Cu(2)—N(1C)—C(6C)	73 (2)
C(6)—W(1)—C(7)—N(7)	82 (16)	N(3P)—Cu(2)—N(1C)—C(2C)	-104 (2)
C(7)—W(1)—C(6)—N(6)	-135 (9)	N(1C)—Cu(2)—N(3P)—C(4P)	38 (2)
C(6)—W(1)—C(4)—N(4)	147 (11)	N(1C)—Cu(2)—N(3P)—C(2P)	-134 (2)
C(4)—W(1)—C(6)—N(6)	-0(8)	N(3P)—Cu(2)—N(2)—C(2)	52.5 (17)
C(1)—W(1)—C(3)—N(3)	-69 (4)	N(2)—Cu(2)—N(3P)—C(4P)	151.1 (3)
C(3)—W(1)—C(1)—N(1)	-178 (9)	N(2)—Cu(2)—N(3P)—C(2P)	-20.9 (3)
C(1)—W(1)—C(2)—N(2)	-10 (6)	N(3) ^{iv} —Cu(2)—N(1C)—C(6C)	47.8 (4)
C(2)—W(1)—C(1)—N(1)	-96 (10)	N(3) ^{iv} —Cu(2)—N(1C)—C(2C)	-129.6 (3)
C(1)—W(1)—C(7)—N(7)	-86 (16)	N(1C)—Cu(2)—N(3) ^{iv} —C(3) ^{iv}	-138.7 (12)
C(7)—W(1)—C(1)—N(1)	-122 (10)	N(3) ^{iv} —Cu(2)—N(2)—C(2)	137.8 (17)
C(1)—W(1)—C(4)—N(4)	-15 (11)	N(2)—Cu(2)—N(3) ^{iv} —C(3) ^{iv}	-48.7 (12)
C(4)—W(1)—C(1)—N(1)	110 (10)	N(1C)—Cu(2)—N(2)—C(2)	-131.6 (17)

C(3)—W(1)—C(2)—N(2)	77 (6)	N(2)—Cu(2)—N(1C)—C(6C)	-39.7 (3)
C(2)—W(1)—C(3)—N(3)	-140 (4)	N(2)—Cu(2)—N(1C)—C(2C)	142.9 (3)
C(3)—W(1)—C(7)—N(7)	-28 (16)	Cu(2) ^x —N(8)—C(8)—W(1)	29 (10)
C(7)—W(1)—C(3)—N(3)	144 (4)	Cu(2) ^{viii} —N(6)—C(6)—W(1)	8(10)
C(3)—W(1)—C(4)—N(4)	-103 (11)	Cu(2)—N(3P)—C(4P)—C(5P)	-171.8 (4)
C(4)—W(1)—C(3)—N(3)	8(4)	Cu(2)—N(3P)—C(2P)—N(1P)	170.1 (3)
C(2)—W(1)—C(7)—N(7)	-111 (16)	C(4P)—N(3P)—C(2P)—N(1P)	-2.1 (7)
C(7)—W(1)—C(2)—N(2)	154 (6)	C(2P)—N(3P)—C(4P)—C(5P)	0.6 (7)
C(2)—W(1)—C(4)—N(4)	-52 (11)	Cu(2) ^{xiv} —N(3)—C(3)—W(1)	-3(5)
C(4)—W(1)—C(2)—N(2)	29 (6)	Cu(1)—N(1P)—C(2P)—N(3P)	-177.2 (3)
C(7)—W(1)—C(4)—N(4)	-157 (11)	Cu(1)—N(1P)—C(6P)—C(5P)	178.7 (4)
C(4)—W(1)—C(7)—N(7)	26 (16)	C(2P)—N(1P)—C(6P)—C(5P)	-0.6 (8)
O(1)—Cu(1)—N(1P)—C(2P)	-88.9 (3)	C(6P)—N(1P)—C(2P)—N(3P)	2.1 (7)
O(1)—Cu(1)—N(1P)—C(6P)	91.8 (4)	Cu(2)—N(1C)—C(6C)—C(5C)	-175.8 (5)
O(1)—Cu(1)—N(1P) ⁱ —C(2P) ⁱ	-91.1 (3)	Cu(2)—N(1C)—C(2C)—C(3C)	175.9 (4)
O(1)—Cu(1)—N(1P) ⁱ —C(6P) ⁱ	88.2 (4)	C(6C)—N(1C)—C(2C)—C(3C)	-1.6 (7)
O(1)—Cu(1)—N(1)—C(1)	178.2 (7)	C(2C)—N(1C)—C(6C)—C(5C)	1.7 (8)
O(1)—Cu(1)—N(1) ⁱ —C(1) ⁱ	1.8 (7)	Cu(2)—N(2)—C(2)—W(1)	-20 (7)
O(1) ⁱ —Cu(1)—N(1P)—C(2P)	91.1 (3)	Cu(1)—N(1)—C(1)—W(1)	9(10)
O(1) ⁱ —Cu(1)—N(1P)—C(6P)	-88.2 (4)	N(3P)—C(4P)—C(5P)—C(6P)	0.8 (8)
O(1) ⁱ —Cu(1)—N(1P) ⁱ —C(2P) ⁱ	88.9 (3)	C(4P)—C(5P)—C(6P)—N(1P)	-0.7 (8)
O(1) ⁱ —Cu(1)—N(1P) ⁱ —C(6P) ⁱ	-91.8 (4)	N(1C)—C(6C)—C(5C)—C(4C)	-0.8 (9)
O(1) ⁱ —Cu(1)—N(1)—C(1)	-1.8 (7)	C(6C)—C(5C)—C(4C)—C(3C)	-0.3 (7)
O(1) ⁱ —Cu(1)—N(1) ⁱ —C(1) ⁱ	-178.2 (7)	C(6C)—C(5C)—C(4C)—C(7C)	-176.1 (7)
N(1P)—Cu(1)—N(1)—C(1)	88.1 (7)	C(5C)—C(4C)—C(3C)—C(2C)	0.3 (7)
N(1)—Cu(1)—N(1P)—C(2P)	2.3 (3)	C(5C)—C(4C)—C(7C)—N(8C)	-22 (10)
N(1)—Cu(1)—N(1P)—C(6P)	-177.0 (4)	C(3C)—C(4C)—C(7C)—N(8C)	161 (9)
N(1P)—Cu(1)—N(1) ⁱ —C(1) ⁱ	91.9 (7)	C(7C)—C(4C)—C(3C)—C(2C)	176.8 (6)
N(1) ⁱ —Cu(1)—N(1P)—C(2P)	-177.7 (3)	C(4C)—C(3C)—C(2C)—N(1C)	0.6 (8)
N(1) ⁱ —Cu(1)—N(1P)—C(6P)	3.0 (4)		

Symmetry codes: (i) $-x+1, -y+1, -z+1$; (ii) $-x+1/2, y-1/2, -z+1/2$; (iii) $-x+3/2, y-1/2, -z+1/2$; (iv) $x-1, y, z$; (v) $-x+2, -y+1, -z+1$; (vi) $x+1/2, -y+3/2, z+1/2$; (vii) $-x+1, -y+1, -z$; (viii) $-x+3/2, y+1/2, -z+1/2$; (ix) $x-1/2, -y+3/2, z-1/2$; (x) $-x+1/2, y+1/2, -z+1/2$; (xi) $x+1/2, -y+1/2, z+1/2$; (xii) $-x, -y+1, -z+1$; (xiii) $x-1/2, -y+1/2, z-1/2$; (xiv) $x+1, y, z$.

Fig. 1

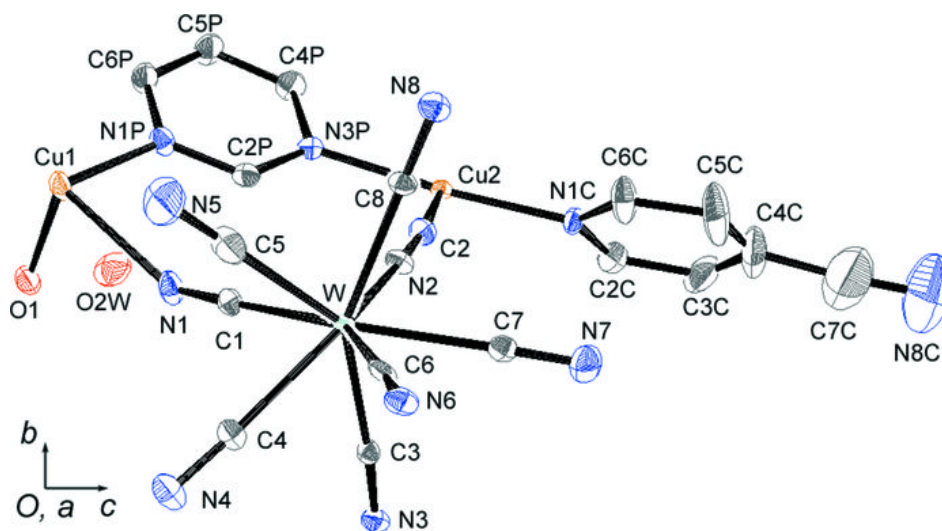


Fig. 2

