

Bis(tetraphenylphosphonium) di- μ -iodido-bis[diiodidotellurate(II)]

Sari M. Närhi, Raija Oilunkaniemi* and Risto S. Laitinen

 Department of Chemistry, P.O. Box 3000, FI-90014 University of Oulu, Finland
 Correspondence e-mail: raija.oilunkaniemi@oulu.fi

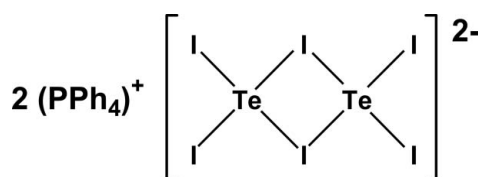
Received 31 October 2008; accepted 1 November 2008

 Key indicators: single-crystal X-ray study; $T = 100$ K; mean $\sigma(\text{C}-\text{C}) = 0.009$ Å;
 R factor = 0.041; wR factor = 0.107; data-to-parameter ratio = 19.0.

The structure of the title compound, $(\text{C}_{24}\text{H}_{20}\text{P})_2[\text{Te}_2\text{I}_6]$, is composed of discrete PPh_4^+ cations and centrosymmetric $[\text{Te}_2\text{I}_6]^{2-}$ anions. The tellurium(II) atom shows a slightly distorted square-planar TeI_4 geometry and is coordinated to two bridging and two terminal iodine atoms. The planar $[\text{Te}_2\text{I}_6]^{2-}$ ions are isolated by the cations and no intermolecular tellurium–halogen or halogen–halogen interactions are present.

Related literature

For a review of halidotellurate anions, see Krebs & Ahlers (1990). For the structure of the $[\text{Te}_2\text{I}_6]^{2-}$ anion, see: Konu & Chivers (2006); Fujiwara *et al.* (2002). For related materials, see: Janickis *et al.* (2002, 2003).



Experimental

Crystal data

 $(\text{C}_{24}\text{H}_{20}\text{P})_2[\text{Te}_2\text{I}_6]$
 $M_r = 1695.34$

 Monoclinic, $P2_1/n$
 $a = 13.252$ (3) Å

 $b = 14.494$ (3) Å

 $c = 14.109$ (3) Å

 $\beta = 107.48$ (3)°

 $V = 2584.8$ (9) Å³
 $Z = 2$

 Mo $K\alpha$ radiation

 $\mu = 4.80$ mm⁻¹
 $T = 100$ (2) K

 $0.15 \times 0.15 \times 0.10$ mm

Data collection

Bruker–Nonius KappaCCD

diffractometer

Absorption correction: multi-scan

(SADABS; Sheldrick, 1996)

 $T_{\min} = 0.511$, $T_{\max} = 0.619$

23569 measured reflections

5009 independent reflections

 4225 reflections with $I > 2\sigma(I)$
 $R_{\text{int}} = 0.103$

Refinement

 $R[F^2 > 2\sigma(F^2)] = 0.041$
 $wR(F^2) = 0.107$
 $S = 1.02$

5009 reflections

263 parameters

H-atom parameters constrained

 $\Delta\rho_{\text{max}} = 1.08$ e Å⁻³
 $\Delta\rho_{\text{min}} = -1.03$ e Å⁻³
Table 1

Selected bond lengths (Å).

Te1–I2	2.8103 (8)	Te1–I3	3.0676 (8)
Te1–I1	2.8590 (8)	Te1–I3 ⁱ	3.2244 (8)

 Symmetry code: (i) $-x + 1, -y + 1, -z + 1$.

Data collection: *COLLECT* (Nonius, 1998); cell refinement: *DENZO-SMN* (Otwinowski & Minor, 1997); data reduction: *DENZO-SMN*; program(s) used to solve structure: *SIR92* (Altomare *et al.*, 1993); program(s) used to refine structure: *SHELXL97* (Sheldrick, 2008); molecular graphics: *DIAMOND* (Brandenburg & Berndt, 2008); software used to prepare material for publication: *WinGX* (Farrugia, 1999).

Financial support from the Academy of Finland is gratefully acknowledged.

Supplementary data and figures for this paper are available from the IUCr electronic archives (Reference: HB2834).

References

- Altomare, A., Cascarano, G., Giacovazzo, C. & Guagliardi, A. (1993). *J. Appl. Cryst.* **26**, 343–350.
- Brandenburg, K. & Berndt, M. (2008). *DIAMOND*. Crystal Impact GbR, Bonn, Germany.
- Farrugia, L. J. (1999). *J. Appl. Cryst.* **32**, 837–838.
- Fujiwara, M., Tajima, N., Imakubo, T., Tamura, M. & Kato, R. (2002). *J. Solid State Chem.* **168**, 396–407.
- Janickis, V., Herberhold, M. & Milius, W. (2003). *Z. Anorg. Allg. Chem.* **629**, 29–34.
- Janickis, V., Nečas, M., Novosad, J., Dušek, M. & Petříček, V. (2002). *Acta Cryst.* **B58**, 977–985.
- Konu, J. & Chivers, T. (2006). *Dalton Trans.* pp. 3941–3946.
- Krebs, B. & Ahlers, F. P. (1990). *Adv. Inorg. Chem.* **35**, 235–317.
- Nonius (1998). *COLLECT*. Nonius BV, Delft, The Netherlands.
- Otwinowski, Z. & Minor, W. (1997). *Methods in Enzymology*, Vol. 276, *Macromolecular Crystallography*, Part A, edited by C. W. Carter Jr & R. M. Sweet, pp. 307–326. New York: Academic Press.
- Sheldrick, G. M. (1996). *SADABS*. University of Göttingen, Germany.
- Sheldrick, G. M. (2008). *Acta Cryst.* **A64**, 112–122.

supplementary materials

Acta Cryst. (2008). E64, m1561 [doi:10.1107/S1600536808035927]

Bis(tetraphenylphosphonium) di- μ -iodido-bis[diiodidotellurate(II)]

S. M. Närhi, R. Oilunkaniemi and R. S. Laitinen

Comment

The asymmetric unit of the title compound, (I), $[\text{PPh}_4]_2[\text{Te}_2\text{I}_6]$, consists of one tetraphenylphosphonium cation and half of the anion (Fig. 1). The tellurium atoms show a distorted square planar coordination geometry and are coordinated to two bridging and two terminal iodine atoms (Table 1). The terminal Te—I bond lengths of 2.8103 (8) Å and 2.8590 (8) Å as well as the bridging Te—I bond lengths of 3.0676 (8) Å and 3.2244 (8) Å can be compared to the corresponding Te—I bonds in $[(\text{Et}_3\text{PO})_2\text{H}]_2[\text{Te}_2\text{I}_6]$ (Konu & Chivers, 2006) and $(\text{C}_{10}\text{H}_8\text{S}_8)_2[\text{Te}_2\text{I}_6] \cdot 3(\text{C}_{10}\text{H}_8\text{S}_8)$ (Fujiwara *et al.* 2002). In $[(\text{Et}_3\text{PO})_2\text{H}]_2[\text{Te}_2\text{I}_6]$ and $(\text{C}_{10}\text{H}_8\text{S}_8)_2[\text{Te}_2\text{I}_6] \cdot 3(\text{C}_{10}\text{H}_8\text{S}_8)$ the anions are involved in interionic I...I interactions shorter than the van der Waals radii of two iodine atoms, whereas in the present compound intermolecular iodine-iodine contacts are absent. The planar $[\text{Te}_2\text{I}_6]^{2-}$ ions are isolated by the cations as shown in Fig. 2.

The present salt was obtained from the reaction mixture of PPh_4Cl , KI, Te, TeI_4 , and I_2 in acetonitrile. Corresponding reactions with selenium, tellurium and bromine containing starting materials have yielded interesting mixed-valence bromidotellurate(IV)-selenate(II) and -selenate(I) anions [for illustrative examples, see Janickis *et al.* (2002, 2003)].

Experimental

The mixture of PPh_4Cl (0.3750 g, 1.00 mmol), KI (0.2 g, 1 mmol), Te (0.1452 g, 1.14 mmol), TeI_4 (0.3172 g, 0.50 mmol), and I_2 (0.1274 g, 0.50 mmol) in 15 ml acetonitrile gave a grey precipitate and a dark red solution after refluxing 2 h. A mixture of crystals of (I) and PPh_4I_3 was isolated from the filtrate after subsequent concentration of the solution.

Refinement

The H atoms were positioned geometrically (C—H = 0.95 Å) and refined as riding with $U_{\text{iso}}(\text{H}) = 1.2 U_{\text{eq}}(\text{C})$.

Figures

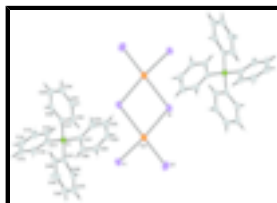


Fig. 1. The molecular structure of (I) showing displacement ellipsoids drawn at 50% probability (arbitrary spheres for the H atoms). The unlabelled atoms are generated by the symmetry operation (1-x, 1-y, 1-z).

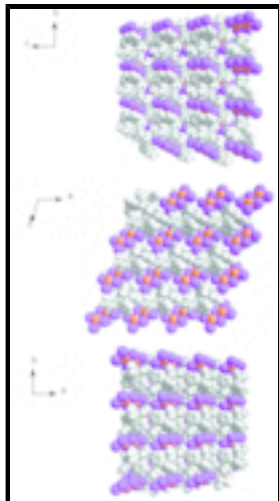


Fig. 2. Space filling representations of the packing of the molecules.

Bis(tetraphenylphosphonium) di- μ -iodido-bis[diiodidotellurate(II)]

Crystal data

(C₂₄H₂₀P)₂[Te₂I₆]

$M_r = 1695.34$

Monoclinic, $P2_1/n$

Hall symbol: -P 2yn

$a = 13.252$ (3) Å

$b = 14.494$ (3) Å

$c = 14.109$ (3) Å

$\beta = 107.48$ (3)°

$V = 2584.8$ (9) Å³

$Z = 2$

$F_{000} = 1560$

$D_x = 2.178$ Mg m⁻³

Mo $K\alpha$ radiation

$\lambda = 0.71073$ Å

Cell parameters from 4225 reflections

$\theta = 3.0$ – 26.0 °

$\mu = 4.81$ mm⁻¹

$T = 100$ (2) K

Plate, brown

$0.15 \times 0.15 \times 0.10$ mm

Data collection

Bruker Nonius KappaCCD
diffractometer

Radiation source: fine-focus sealed tube

Monochromator: graphite

$T = 100$ (2) K

φ scans, and ω scans with κ offsets

Absorption correction: multi-scan
(SADABS; Sheldrick, 1996)

$T_{\min} = 0.511$, $T_{\max} = 0.619$

23569 measured reflections

5009 independent reflections

4225 reflections with $I > 2\sigma(I)$

$R_{\text{int}} = 0.103$

$\theta_{\text{max}} = 26.0$ °

$\theta_{\text{min}} = 3.0$ °

$h = -16 \rightarrow 16$

$k = -17 \rightarrow 17$

$l = -17 \rightarrow 16$

Refinement

Refinement on F^2

Hydrogen site location: inferred from neighbouring sites

Least-squares matrix: full

$$R[F^2 > 2\sigma(F^2)] = 0.041$$

$$wR(F^2) = 0.107$$

$$S = 1.03$$

5009 reflections

263 parameters

Primary atom site location: structure-invariant direct methods

Secondary atom site location: difference Fourier map

H-atom parameters constrained

$$w = 1/[\sigma^2(F_o^2) + (0.0555P)^2 + 5.4856P]$$

$$\text{where } P = (F_o^2 + 2F_c^2)/3$$

$$(\Delta/\sigma)_{\max} = 0.001$$

$$\Delta\rho_{\max} = 1.09 \text{ e } \text{\AA}^{-3}$$

$$\Delta\rho_{\min} = -1.03 \text{ e } \text{\AA}^{-3}$$

Extinction correction: SHELXL,

$$F_c^* = kFc[1+0.001xFc^2\lambda^3/\sin(2\theta)]^{-1/4}$$

Extinction coefficient: 0.00320 (19)

Special details

Geometry. All e.s.d.'s (except the e.s.d. in the dihedral angle between two l.s. planes) are estimated using the full covariance matrix. The cell e.s.d.'s are taken into account individually in the estimation of e.s.d.'s in distances, angles and torsion angles; correlations between e.s.d.'s in cell parameters are only used when they are defined by crystal symmetry. An approximate (isotropic) treatment of cell e.s.d.'s is used for estimating e.s.d.'s involving l.s. planes.

Refinement. Refinement of F^2 against ALL reflections. The weighted R -factor wR and goodness of fit S are based on F^2 , conventional R -factors R are based on F , with F set to zero for negative F^2 . The threshold expression of $F^2 > \sigma(F^2)$ is used only for calculating R -factors(gt) *etc.* and is not relevant to the choice of reflections for refinement. R -factors based on F^2 are statistically about twice as large as those based on F , and R -factors based on ALL data will be even larger.

Fractional atomic coordinates and isotropic or equivalent isotropic displacement parameters (\AA^2)

	<i>x</i>	<i>y</i>	<i>z</i>	$U_{\text{iso}}^*/U_{\text{eq}}$
Te1	0.39145 (3)	0.49167 (2)	0.59757 (3)	0.02321 (13)
I1	0.18308 (3)	0.56474 (3)	0.56278 (3)	0.02848 (14)
I2	0.39684 (3)	0.41640 (3)	0.78259 (3)	0.03878 (15)
I3	0.61278 (3)	0.41817 (3)	0.61252 (3)	0.02757 (13)
P1	0.32106 (11)	0.11106 (9)	0.54406 (10)	0.0195 (3)
C11	0.2712 (4)	-0.0042 (4)	0.5160 (4)	0.0229 (12)
C12	0.3382 (5)	-0.0802 (4)	0.5366 (5)	0.0270 (13)
H12	0.4121	-0.0718	0.5661	0.032*
C13	0.2973 (5)	-0.1679 (4)	0.5144 (4)	0.0316 (13)
H13	0.3432	-0.2198	0.5295	0.038*
C14	0.1894 (5)	-0.1807 (4)	0.4700 (4)	0.0330 (14)
H14	0.1613	-0.2411	0.4555	0.040*
C15	0.1229 (5)	-0.1046 (4)	0.4470 (5)	0.0304 (13)
H15	0.0496	-0.1133	0.4146	0.036*
C16	0.1620 (5)	-0.0163 (4)	0.4706 (4)	0.0268 (12)
H16	0.1157	0.0353	0.4564	0.032*
C21	0.4391 (4)	0.1058 (4)	0.6475 (4)	0.0216 (11)
C22	0.5306 (4)	0.1552 (4)	0.6471 (4)	0.0268 (12)
H22	0.5306	0.1916	0.5911	0.032*
C23	0.6208 (5)	0.1507 (4)	0.7286 (5)	0.0323 (14)
H23	0.6825	0.1841	0.7285	0.039*

supplementary materials

C24	0.6208 (5)	0.0973 (4)	0.8100 (4)	0.0305 (13)
H24	0.6829	0.0934	0.8652	0.037*
C25	0.5306 (5)	0.0497 (4)	0.8112 (4)	0.0263 (12)
H25	0.5307	0.0144	0.8680	0.032*
C26	0.4407 (4)	0.0530 (4)	0.7304 (4)	0.0223 (11)
H26	0.3796	0.0191	0.7314	0.027*
C31	0.3505 (4)	0.1619 (4)	0.4396 (4)	0.0208 (11)
C32	0.3740 (4)	0.2572 (4)	0.4442 (4)	0.0233 (11)
H32	0.3701	0.2926	0.4996	0.028*
C33	0.4029 (4)	0.2990 (4)	0.3680 (4)	0.0268 (12)
H33	0.4193	0.3630	0.3711	0.032*
C34	0.4077 (4)	0.2469 (4)	0.2870 (4)	0.0266 (12)
H34	0.4288	0.2752	0.2353	0.032*
C35	0.3818 (4)	0.1534 (4)	0.2808 (4)	0.0267 (12)
H35	0.3834	0.1190	0.2240	0.032*
C36	0.3537 (4)	0.1101 (4)	0.3574 (4)	0.0247 (12)
H36	0.3370	0.0462	0.3536	0.030*
C41	0.2233 (4)	0.1829 (4)	0.5724 (4)	0.0221 (11)
C42	0.2246 (5)	0.1973 (4)	0.6707 (4)	0.0301 (13)
H42	0.2766	0.1680	0.7235	0.036*
C43	0.1496 (5)	0.2545 (4)	0.6908 (5)	0.0357 (15)
H43	0.1511	0.2652	0.7577	0.043*
C44	0.0728 (5)	0.2959 (4)	0.6140 (5)	0.0314 (14)
H44	0.0219	0.3353	0.6281	0.038*
C45	0.0702 (5)	0.2800 (4)	0.5171 (5)	0.0342 (14)
H45	0.0164	0.3078	0.4645	0.041*
C46	0.1445 (5)	0.2242 (4)	0.4954 (5)	0.0296 (13)
H46	0.1421	0.2139	0.4282	0.036*

Atomic displacement parameters (\AA^2)

	U^{11}	U^{22}	U^{33}	U^{12}	U^{13}	U^{23}
Te1	0.0210 (2)	0.0221 (2)	0.0260 (2)	-0.00164 (14)	0.00639 (16)	-0.00285 (14)
I1	0.0232 (2)	0.0348 (2)	0.0277 (2)	0.00469 (15)	0.00807 (16)	-0.00166 (15)
I2	0.0337 (3)	0.0505 (3)	0.0295 (3)	-0.00871 (18)	0.00551 (19)	0.00788 (18)
I3	0.0228 (2)	0.0278 (2)	0.0317 (2)	0.00296 (14)	0.00762 (17)	0.00327 (15)
P1	0.0181 (7)	0.0196 (7)	0.0205 (7)	0.0006 (5)	0.0053 (5)	-0.0005 (5)
C11	0.026 (3)	0.027 (3)	0.018 (3)	-0.002 (2)	0.010 (2)	0.002 (2)
C12	0.020 (3)	0.029 (3)	0.032 (3)	0.002 (2)	0.008 (3)	-0.003 (2)
C13	0.033 (3)	0.033 (3)	0.028 (3)	0.007 (3)	0.008 (3)	0.004 (3)
C14	0.044 (4)	0.025 (3)	0.029 (3)	-0.009 (3)	0.010 (3)	0.000 (3)
C15	0.026 (3)	0.031 (3)	0.030 (3)	-0.004 (2)	0.003 (2)	-0.004 (3)
C16	0.026 (3)	0.022 (3)	0.029 (3)	-0.002 (2)	0.004 (2)	-0.002 (2)
C21	0.018 (3)	0.020 (3)	0.026 (3)	0.001 (2)	0.004 (2)	-0.003 (2)
C22	0.027 (3)	0.024 (3)	0.031 (3)	0.006 (2)	0.011 (2)	0.003 (2)
C23	0.024 (3)	0.035 (3)	0.036 (3)	-0.006 (2)	0.005 (3)	0.001 (3)
C24	0.026 (3)	0.035 (3)	0.024 (3)	0.007 (2)	-0.003 (2)	-0.003 (2)
C25	0.026 (3)	0.027 (3)	0.024 (3)	0.006 (2)	0.005 (2)	-0.002 (2)

C26	0.022 (3)	0.024 (3)	0.021 (3)	0.004 (2)	0.007 (2)	-0.003 (2)
C31	0.018 (3)	0.023 (3)	0.019 (3)	0.001 (2)	0.002 (2)	0.002 (2)
C32	0.024 (3)	0.022 (3)	0.023 (3)	-0.001 (2)	0.007 (2)	-0.004 (2)
C33	0.024 (3)	0.024 (3)	0.032 (3)	0.002 (2)	0.008 (2)	0.005 (2)
C34	0.021 (3)	0.035 (3)	0.026 (3)	0.004 (2)	0.009 (2)	0.011 (2)
C35	0.029 (3)	0.027 (3)	0.025 (3)	0.005 (2)	0.008 (2)	-0.002 (2)
C36	0.023 (3)	0.020 (3)	0.029 (3)	0.000 (2)	0.005 (2)	-0.002 (2)
C41	0.015 (3)	0.023 (3)	0.028 (3)	-0.001 (2)	0.007 (2)	0.001 (2)
C42	0.023 (3)	0.046 (4)	0.021 (3)	0.006 (3)	0.006 (2)	-0.002 (3)
C43	0.030 (3)	0.037 (4)	0.043 (4)	0.000 (3)	0.016 (3)	-0.009 (3)
C44	0.026 (3)	0.028 (3)	0.046 (4)	0.001 (2)	0.020 (3)	-0.003 (3)
C45	0.036 (3)	0.030 (3)	0.046 (4)	0.013 (3)	0.024 (3)	0.016 (3)
C46	0.026 (3)	0.037 (3)	0.029 (3)	0.000 (2)	0.013 (3)	0.004 (3)

Geometric parameters (Å, °)

Te1—I2	2.8103 (8)	C24—H24	0.9500
Te1—I1	2.8590 (8)	C25—C26	1.380 (8)
Te1—I3	3.0676 (8)	C25—H25	0.9500
Te1—I3 ⁱ	3.2244 (8)	C26—H26	0.9500
I3—Te1 ⁱ	3.2244 (8)	C31—C36	1.393 (8)
P1—C31	1.792 (6)	C31—C32	1.414 (7)
P1—C21	1.793 (6)	C32—C33	1.385 (8)
P1—C11	1.796 (6)	C32—H32	0.9500
P1—C41	1.799 (5)	C33—C34	1.386 (8)
C11—C12	1.389 (8)	C33—H33	0.9500
C11—C16	1.407 (8)	C34—C35	1.395 (8)
C12—C13	1.381 (8)	C34—H34	0.9500
C12—H12	0.9500	C35—C36	1.394 (8)
C13—C14	1.391 (9)	C35—H35	0.9500
C13—H13	0.9500	C36—H36	0.9500
C14—C15	1.387 (9)	C41—C46	1.396 (8)
C14—H14	0.9500	C41—C42	1.397 (8)
C15—C16	1.383 (8)	C42—C43	1.387 (8)
C15—H15	0.9500	C42—H42	0.9500
C16—H16	0.9500	C43—C44	1.381 (9)
C21—C26	1.393 (8)	C43—H43	0.9500
C21—C22	1.410 (8)	C44—C45	1.377 (9)
C22—C23	1.390 (8)	C44—H44	0.9500
C22—H22	0.9500	C45—C46	1.378 (8)
C23—C24	1.383 (9)	C45—H45	0.9500
C23—H23	0.9500	C46—H46	0.9500
C24—C25	1.385 (9)		
I2—Te1—I1	93.27 (3)	C26—C25—C24	120.5 (6)
I2—Te1—I3	92.54 (3)	C26—C25—H25	119.8
I1—Te1—I3	174.091 (17)	C24—C25—H25	119.8
I2—Te1—I3 ⁱ	178.851 (17)	C25—C26—C21	120.2 (5)
I1—Te1—I3 ⁱ	86.73 (3)	C25—C26—H26	119.9

supplementary materials

I3—Te1—I3 ⁱ	87.49 (3)	C21—C26—H26	119.9
Te1—I3—Te1 ⁱ	92.51 (3)	C36—C31—C32	120.2 (5)
C31—P1—C21	109.5 (3)	C36—C31—P1	122.1 (4)
C31—P1—C11	110.9 (2)	C32—C31—P1	117.6 (4)
C21—P1—C11	108.2 (3)	C33—C32—C31	120.0 (5)
C31—P1—C41	107.1 (3)	C33—C32—H32	120.0
C21—P1—C41	110.8 (3)	C31—C32—H32	120.0
C11—P1—C41	110.2 (3)	C32—C33—C34	119.6 (5)
C12—C11—C16	120.1 (5)	C32—C33—H33	120.2
C12—C11—P1	121.5 (4)	C34—C33—H33	120.2
C16—C11—P1	118.5 (4)	C33—C34—C35	120.6 (5)
C13—C12—C11	120.1 (6)	C33—C34—H34	119.7
C13—C12—H12	120.0	C35—C34—H34	119.7
C11—C12—H12	120.0	C36—C35—C34	120.5 (5)
C12—C13—C14	120.3 (6)	C36—C35—H35	119.8
C12—C13—H13	119.9	C34—C35—H35	119.8
C14—C13—H13	119.9	C31—C36—C35	119.0 (5)
C15—C14—C13	119.7 (6)	C31—C36—H36	120.5
C15—C14—H14	120.2	C35—C36—H36	120.5
C13—C14—H14	120.2	C46—C41—C42	119.5 (5)
C16—C15—C14	120.9 (6)	C46—C41—P1	119.7 (4)
C16—C15—H15	119.6	C42—C41—P1	120.8 (4)
C14—C15—H15	119.6	C43—C42—C41	119.7 (6)
C15—C16—C11	119.0 (5)	C43—C42—H42	120.1
C15—C16—H16	120.5	C41—C42—H42	120.1
C11—C16—H16	120.5	C44—C43—C42	120.2 (6)
C26—C21—C22	119.2 (5)	C44—C43—H43	119.9
C26—C21—P1	119.7 (4)	C42—C43—H43	119.9
C22—C21—P1	121.1 (4)	C45—C44—C43	120.0 (6)
C23—C22—C21	119.9 (5)	C45—C44—H44	120.0
C23—C22—H22	120.0	C43—C44—H44	120.0
C21—C22—H22	120.0	C44—C45—C46	120.8 (6)
C24—C23—C22	119.9 (6)	C44—C45—H45	119.6
C24—C23—H23	120.1	C46—C45—H45	119.6
C22—C23—H23	120.1	C45—C46—C41	119.7 (6)
C23—C24—C25	120.3 (5)	C45—C46—H46	120.1
C23—C24—H24	119.9	C41—C46—H46	120.1
C25—C24—H24	119.9		
I2—Te1—I3—Te1 ⁱ	-178.850 (17)	P1—C21—C26—C25	-178.9 (4)
I3 ⁱ —Te1—I3—Te1 ⁱ	0.0	C21—P1—C31—C36	107.5 (5)
C31—P1—C11—C12	92.1 (5)	C11—P1—C31—C36	-12.0 (5)
C21—P1—C11—C12	-28.1 (6)	C41—P1—C31—C36	-132.3 (4)
C41—P1—C11—C12	-149.4 (5)	C21—P1—C31—C32	-70.6 (5)
C31—P1—C11—C16	-86.9 (5)	C11—P1—C31—C32	169.9 (4)
C21—P1—C11—C16	152.9 (4)	C41—P1—C31—C32	49.6 (5)
C41—P1—C11—C16	31.6 (5)	C36—C31—C32—C33	-1.6 (8)
C16—C11—C12—C13	-1.2 (9)	P1—C31—C32—C33	176.6 (4)
P1—C11—C12—C13	179.8 (5)	C31—C32—C33—C34	0.5 (8)

C11—C12—C13—C14	0.9 (9)	C32—C33—C34—C35	1.2 (8)
C12—C13—C14—C15	0.7 (9)	C33—C34—C35—C36	-1.9 (8)
C13—C14—C15—C16	-2.1 (9)	C32—C31—C36—C35	0.9 (8)
C14—C15—C16—C11	1.8 (9)	P1—C31—C36—C35	-177.1 (4)
C12—C11—C16—C15	-0.2 (9)	C34—C35—C36—C31	0.8 (8)
P1—C11—C16—C15	178.9 (5)	C31—P1—C41—C46	36.7 (5)
C31—P1—C21—C26	-167.4 (4)	C21—P1—C41—C46	156.1 (4)
C11—P1—C21—C26	-46.3 (5)	C11—P1—C41—C46	-84.1 (5)
C41—P1—C21—C26	74.7 (5)	C31—P1—C41—C42	-143.9 (5)
C31—P1—C21—C22	13.4 (5)	C21—P1—C41—C42	-24.5 (5)
C11—P1—C21—C22	134.5 (4)	C11—P1—C41—C42	95.3 (5)
C41—P1—C21—C22	-104.6 (5)	C46—C41—C42—C43	-1.9 (9)
C26—C21—C22—C23	0.2 (8)	P1—C41—C42—C43	178.7 (5)
P1—C21—C22—C23	179.4 (5)	C41—C42—C43—C44	1.1 (9)
C21—C22—C23—C24	0.2 (9)	C42—C43—C44—C45	0.4 (9)
C22—C23—C24—C25	-1.1 (9)	C43—C44—C45—C46	-1.1 (9)
C23—C24—C25—C26	1.6 (9)	C44—C45—C46—C41	0.3 (9)
C24—C25—C26—C21	-1.2 (8)	C42—C41—C46—C45	1.2 (9)
C22—C21—C26—C25	0.3 (8)	P1—C41—C46—C45	-179.4 (5)

Symmetry codes: (i) $-x+1, -y+1, -z+1$.

Fig. 1

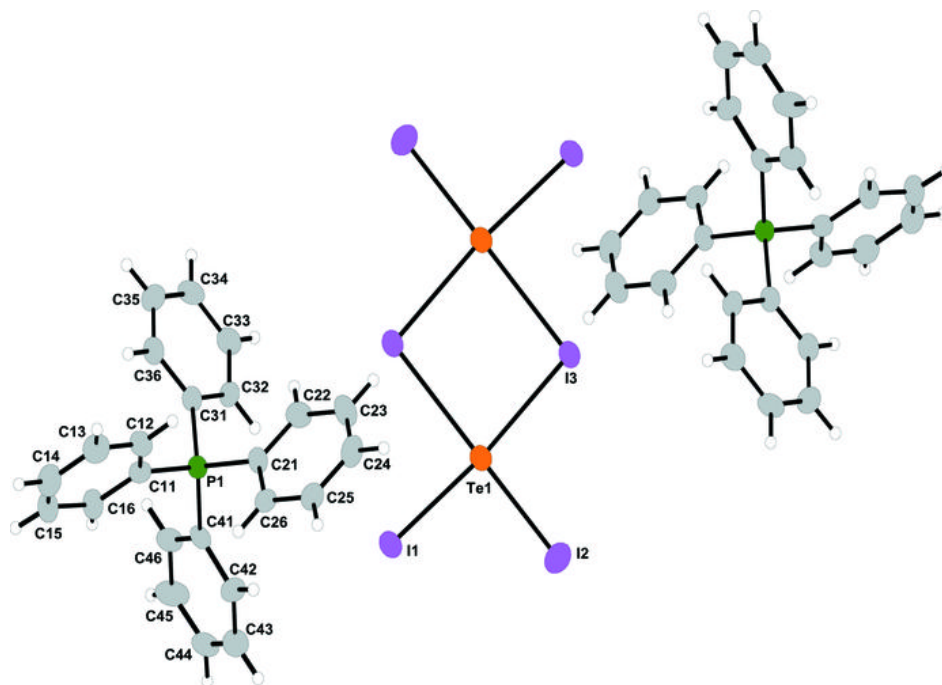


Fig. 2

