



Acta Crystallographica Section E

Structure Reports

Online

ISSN 1600-5368

Nonapotassium trialuminium hexaphosphate

Zuoliang Liu,‡ Guochun Zhang,* Jianxiu Zhang, Peizhen Fu and Yicheng Wu

Key Laboratory of Functional Crystal and Laser Technology, Technical Institute of Physics and Chemistry, Chinese Academy of Sciences, Beijing 100190, People's Republic of China

Correspondence e-mail: bccrd@mail.ipc.ac.cn

Received 21 January 2010; accepted 8 April 2010

Key indicators: single-crystal X-ray study; $T = 113$ K; mean $\sigma(\text{Al}-\text{O}) = 0.001$ Å; R factor = 0.023; wR factor = 0.059; data-to-parameter ratio = 30.9.

In the title compound, $\text{K}_9\text{Al}_3(\text{PO}_4)_6$, the anionic substructure is built of interlinked $[\text{PO}_4]$ and $[\text{AlO}_4]$ tetrahedra. Each O atom of the $[\text{AlO}_4]$ tetrahedron is common to a positionally different $[\text{PO}_4]$ tetrahedron; thus, each $[\text{AlO}_4]$ tetrahedron is surrounded by four positionally different $[\text{PO}_4]$ tetrahedra. On the other hand, each $[\text{PO}_4]$ tetrahedron shares its two O atoms with two positionally different $[\text{AlO}_4]$ tetrahedra; the other two phosphate O atoms are terminal ones coordinated by K atoms. The terminal O atoms are usually closer to the K atoms than the bridging O atoms between the $[\text{AlO}_4]$ and $[\text{PO}_4]$ tetrahedra. There are nine symmetry-independent K atoms in the structure. The coordination numbers of the K atoms are 6 or 7 or 8 up to a distance of 3.31 Å. There are channels in the anionic substructure oriented along the $[10\bar{1}]$ direction that are filled by K atoms.

Related literature

For applications of metal phosphates, see: Barone & Nancollas (1978); Dickinson *et al.* (1996). For non-centrosymmetric phosphates with non-linear optical properties, see: Noor & Dam (1986); Aguilo & Wuensdregt (1985); Masse & Grenier (1971). For the non-centrosymmetric structures of $\text{A}_3\text{Al}_2(\text{PO}_4)_3$ ($A = \text{K}, \text{Rb}$ and Tl), which have three-dimensional $[\text{Al}_2\text{P}_3\text{O}_{12}]^{3-}$ frameworks, see: Nandini Devi & Vidya-sagar (2000). For the structure of KAlP_2O_7 , see: Ng & Calvo (1973);

Experimental

Crystal data

$\text{K}_9\text{Al}_3(\text{PO}_4)_6$ $a = 20.289$ (4) Å
 $M_r = 1002.66$ $b = 9.835$ (2) Å
 Monoclinic, $P2_1/c$ $c = 13.521$ (3) Å

‡ Current address: Graduate School of the Chinese Academy of Sciences, Beijing 100039, People's Republic of China.

$\beta = 100.56$ (3)°
 $V = 2652.2$ (9) Å³
 $Z = 4$
 Mo $K\alpha$ radiation

$\mu = 2.02$ mm⁻¹
 $T = 113$ K
 $0.26 \times 0.20 \times 0.18$ mm

Data collection

Bruker SMART 1000 diffractometer
 Absorption correction: numerical (*CrystalClear*; Rigaku/MS, 2005)
 $T_{\min} = 0.622$, $T_{\max} = 0.713$
 35263 measured reflections
 11751 independent reflections
 10169 reflections with $I > 2\sigma(I)$
 $R_{\text{int}} = 0.028$

Refinement

$R[F^2 > 2\sigma(F^2)] = 0.023$
 $wR(F^2) = 0.059$
 $S = 1.10$
 11751 reflections
 380 parameters
 $\Delta\rho_{\max} = 0.54$ e Å⁻³
 $\Delta\rho_{\min} = -0.52$ e Å⁻³

Table 1

Characterization of K—O coordination spheres; coordination number as well as minimal and maximal distances (Å) within the coordination spheres for each K atom are given.

Atom K	Coordination number	K—O distances
K1	8	2.6202 (10)–3.2026 (12)
K2	7	2.5994 (9)–2.9721 (10)
K3	6	2.6337 (11)–2.9790 (11)
K4	6	2.7005 (10)–3.0451 (10)
K5	8	2.6787 (9)–3.3087 (12)
K6	7	2.6690 (10)–3.0404 (9)
K7	7	2.6369 (9)–3.0973 (10)
K8	7	2.5736 (9)–3.0747 (10)
K9	7	2.6965 (9)–3.3094 (11)

Table 2

Characterization of K—O coordination spheres; the minimal and maximal K—O distances (Å) for the terminal and bridging O atoms (there is only one bridging oxygen in the coordination spheres of K2, K3, and K8).

Atom K	K—O _{terminal} / K—O _{bridge} distances
K1	2.6202 (12)–3.2027 (18) / 3.0287 (14)–3.1684 (16)
K2	2.5994 (12)–2.9722 (14) / 2.8588 (14)
K3	2.6337 (13)–2.9790 (14) / 2.8348 (13)
K4	2.7006 (13)–2.7762 (15) / 2.9576 (15)–3.0451 (13)
K5	2.6787 (11)–3.3088 (19) / 3.1012 (15)–3.2476 (15)
K6	2.6690 (14)–2.9869 (16) / 2.8236 (13)–3.0405 (13)
K7	2.6368 (12)–2.9005 (15) / 2.7891 (14)–3.0974 (13)
K8	2.5737 (12)–3.0747 (13) / 2.9491 (13)
K9	2.6965 (2)–2.8865 (13) / 2.9783 (12)–3.3095 (16)

Data collection: *CrystalClear* (Rigaku/MS, 2005); cell refinement: *CrystalClear*; data reduction: *CrystalClear*; program(s) used to solve structure: *SHELXS97* (Sheldrick, 2008); program(s) used to refine structure: *SHELXL97* (Sheldrick, 2008); molecular graphics: *Mercury* (Macrae *et al.*, 2006); software used to prepare material for publication: *CrystalStructure* (Rigaku/MS, 2005).

This work was supported financially by the National Natural Science Foundation of China under grant No. 50672104.

Supplementary data and figures for this paper are available from the IUCr electronic archives (Reference: FB2181).

References

- Aguilo, M. & Wuensdregt, C. F. (1985). *J. Cryst. Growth*, **83**, 549–559.
- Barone, J. P. & Nancollas, G. H. (1978). *J. Dent. Res.* **57**, 735–742.
- Dickinson, M. R., Gloster, L. A. W., Hopps, N. W. & King, T. A. (1996). *Opt. Commun.* **132**, 275–278.
- Macrae, C. F., Edgington, P. R., McCabe, P., Pidcock, E., Shields, G. P., Taylor, R., Towler, M. & van de Streek, J. (2006). *J. Appl. Cryst.* **39**, 453–457.
- Masse, R. & Grenier, J. C. (1971). *Bull. Soc. Fr. Mineral. Cristallogr.* **94**, 437–439.
- Nandini Devi, R. & Vidyasagar, K. (2000). *Inorg. Chem.* **39**, 2391–2396.
- Ng, H. N. & Calvo, C. (1973). *Can. J. Chem.* **51**, 2613–2620.
- Noor, J. W. & Dam, B. (1986). *J. Cryst. Growth*, **76**, 243–250.
- Rigaku/MS (2005). *CrystalClear* and *CrystalStructure*. Rigaku/MS Inc., The Woodlands, Texas, USA.
- Sheldrick, G. M. (2008). *Acta Cryst.* **A64**, 112–122.

supporting information

Acta Cryst. (2010). E66, i37–i38 [https://doi.org/10.1107/S160053681001305X]

Nonapotassium trialuminium hexaphosphate

Zuoliang Liu, Guochun Zhang, Jianxiu Zhang, Peizhen Fu and Yicheng Wu

S1. Comment

Various metal phosphates have been widely used due to their good optical and chemical properties. For example, $\text{Ca}_5(\text{PO}_4)_3\text{F}$ has been used in dentistry (Barone & Nancollas, 1978) and $\text{Sr}_5(\text{PO}_4)_3\text{F}$ (Dickinson *et al.*, 1996) has been used as a laser crystal in laser technology. Especially, some non-centrosymmetric phosphates have been used as important crystals with nonlinear optical properties, such as KH_2PO_4 (KDP) (Noor & Dam, 1986), $\text{NH}_4\text{H}_2\text{PO}_4$ (ADP) (Aguilo & Wuensdregt, 1985) and KTiOPO_4 (KTP) (Masse & Grenier, 1971). Aluminophosphates have attracted much attention because of their diverse structures.

Aluminophosphates contain 1D, 2D or 3D infinite frameworks with varying chemical composition. Nandini Devi & Vidyasagar (2000) reported non-centrosymmetric structures of $\text{A}_3\text{Al}_2(\text{PO}_4)_3$ (A=K, Rb and Tl). These compounds have 3D $[\text{Al}_2\text{P}_3\text{O}_{12}]^{3-}$ frameworks. The latter study has inspired us to investigate the $\text{A}_2\text{O}-\text{Al}_2\text{O}_3-\text{P}_2\text{O}_5$ (A=K, Rb, Cs) system in order to search for new functional materials. As a result of our study a new aluminophosphate, the title structure $\text{K}_9\text{Al}_3(\text{PO}_4)_6$, has been discovered.

In $\text{K}_9\text{Al}_3(\text{PO}_4)_6$, all the aluminium and phosphorus atoms adopt the tetrahedral coordination. Each $[\text{AlO}_4]$ tetrahedron shares each of its O atoms with a positionally different neighbour $[\text{PO}_4]$ tetrahedron, while each $[\text{PO}_4]$ tetrahedron shares its two O atoms with two different neighbour $[\text{AlO}_4]$ tetrahedral. There are two pairs of chemically different O atoms around the P atoms: The terminal and the bridging oxygens that are involved in P-O-Al connections (Fig. 1). The P-O distance to the bridging oxygens vary in the interval 1.5645 (10) - 1.5881 (8) Å, while the P-O distances to the terminal oxygens are in the interval 1.4993 (10) - 1.5087 (9) Å.

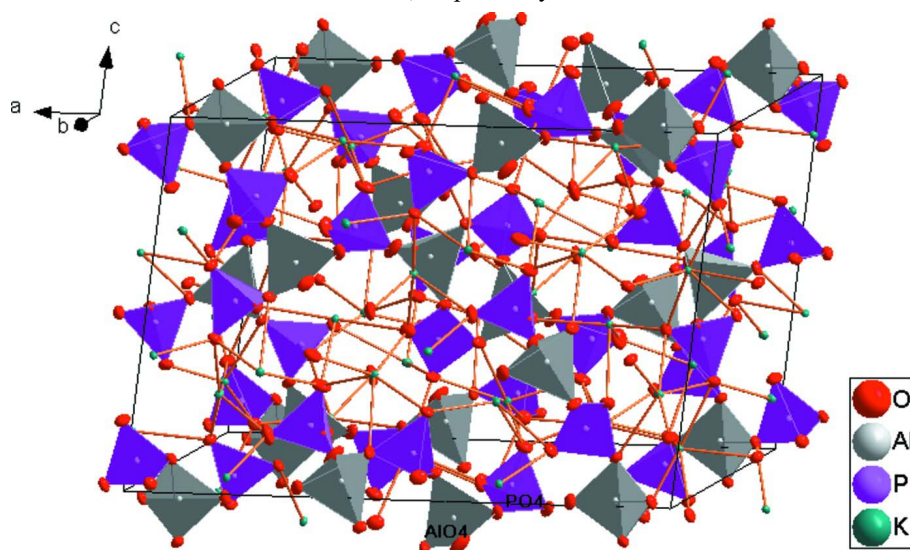
There are channels in the anionic substructure along $[1\ 0\ \bar{1}]$ (Fig. 2). These channels are filled by K atoms (Fig. 3). The coordination numbers of K atoms are 6 or 7 or 8 up to the distance 3.31 Å (Tab. 1). The terminal phosphate oxygens tend to be closer to K atoms than the bridging ones (Tab. 2).

S2. Experimental


Single crystals of $\text{K}_9\text{Al}_3(\text{PO}_4)_6$ have been obtained by the high temperature solution method in a electric resistance furnace. Starting materials of the analytical grade KH_2PO_4 (136.15 g) and K_2CO_3 (69.03 g), high purity Al_2O_3 (51.08 g) and KF (58.33 g), in the respective molar ratio 2:1:1:2, were mixed and melt in a platinum crucible with a diameter of 60 mm and a height of 60 mm at 1273 K. The solution was stirred with a platinum plate for 24 hours. After the solution had been cooled to 1123 K at a rate of 10 K h^{-1} , a platinum wire attached to an alumina shaft was slowly dipped into the solution, which was then followed by a slow cooling at the rate of 0.5 K h^{-1} . Thus, a few colourless, transparent plate $\text{K}_9\text{Al}_3(\text{PO}_4)_6$ crystals with typical size of $3 \times 3 \times 0.5$ mm crystallized on the platinum wire. After one week, the crystals were drawn out from the solution at 1050 K and cooled down to room temperature at the rate of 10 K h^{-1} .

S3. Refinement

All the atomic have been refined anisotropically. The maximal ($0.542 \text{ e}\text{\AA}^{-3}$) and minimal ($-0.519 \text{ e}\text{\AA}^{-3}$) electron density peaks are situated 0.67 \AA from O16 and 0.56 \AA from P4, respectively.

**Figure 1**

Unit cell of $\text{K}_9\text{Al}_3(\text{PO}_4)_6$. The displacement ellipsoids are drawn at the 90% probability level.

**Figure 2**

Anionic framework of $\text{K}_9\text{Al}_3(\text{PO}_4)_6$, viewed along $[1\ 0\ \bar{1}]$.

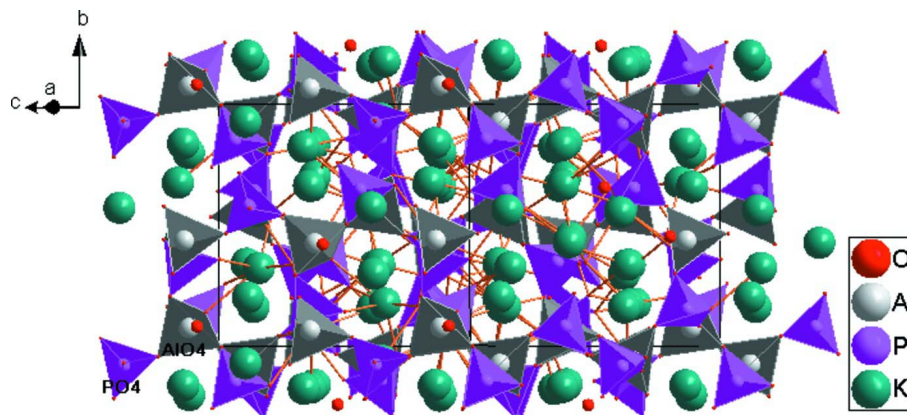


Figure 3

Anionic framework of $K_9Al_3(PO_4)_6$ filled with K atoms, viewed along $[10\bar{1}]$.

Nonapottassium trialuminium hexaphosphate

Crystal data

$K_9Al_3(PO_4)_6$

$M_r = 1002.66$

Monoclinic, $P2_1/c$

Hall symbol: $-P\ 2ybc$

$a = 20.289\ (4)\ \text{\AA}$

$b = 9.835\ (2)\ \text{\AA}$

$c = 13.521\ (3)\ \text{\AA}$

$\beta = 100.56\ (3)^\circ$

$V = 2652.2\ (9)\ \text{\AA}^3$

$Z = 4$

$F(000) = 1968$

$D_x = 2.511\ \text{Mg m}^{-3}$

Mo $K\alpha$ radiation, $\lambda = 0.71073\ \text{\AA}$

Cell parameters from 11243 reflections

$\theta = 1.5\text{--}36.1^\circ$

$\mu = 2.02\ \text{mm}^{-1}$

$T = 113\ \text{K}$

Block, colorless

$0.26 \times 0.20 \times 0.18\ \text{mm}$

Data collection

Bruker SMART 1000

diffractometer

Radiation source: rotating anode

Confocal monochromator

Detector resolution: $7.31\ \text{pixels mm}^{-1}$

ω and φ scans

Absorption correction: numerical

(*CrystalClear*; Rigaku/MSC, 2005)

$T_{\min} = 0.622$, $T_{\max} = 0.713$

35263 measured reflections

11751 independent reflections

10169 reflections with $I > 2\sigma(I)$

$R_{\text{int}} = 0.028$

$\theta_{\max} = 36.4^\circ$, $\theta_{\min} = 2.0^\circ$

$h = -32 \rightarrow 32$

$k = -15 \rightarrow 14$

$l = -21 \rightarrow 21$

Refinement

Refinement on F^2

Least-squares matrix: full

$R[F^2 > 2\sigma(F^2)] = 0.023$

$wR(F^2) = 0.059$

$S = 1.10$

11751 reflections

380 parameters

0 restraints

0 constraints

Primary atom site location: structure-invariant

direct methods

Secondary atom site location: difference Fourier map

$w = 1/[\sigma^2(F_o^2) + (0.0289P)^2 + 0.2004P]$

where $P = (F_o^2 + 2F_c^2)/3$

$(\Delta/\sigma)_{\max} = 0.002$

$\Delta\rho_{\max} = 0.54\ \text{e \AA}^{-3}$

$\Delta\rho_{\min} = -0.52\ \text{e \AA}^{-3}$

Extinction correction: *SHELXL97* (Sheldrick, 2008), $F_c^* = kFc[1 + 0.001xFc^2\lambda^3/\sin(2\theta)]^{-1/4}$

Extinction coefficient: $0.0094\ (3)$

Special details

Geometry. All esds (except the esd in the dihedral angle between two l.s. planes) are estimated using the full covariance matrix. The cell esds are taken into account individually in the estimation of esds in distances, angles and torsion angles; correlations between esds in cell parameters are only used when they are defined by crystal symmetry. An approximate (isotropic) treatment of cell esds is used for estimating esds involving l.s. planes.

Refinement. Refinement of F^2 against ALL reflections. The weighted R -factor wR and goodness of fit S are based on F^2 , conventional R -factors R are based on F , with F set to zero for negative F^2 . The threshold expression of $F^2 > \sigma(F^2)$ is used only for calculating R -factors(gt) etc. and is not relevant to the choice of reflections for refinement. R -factors based on F^2 are statistically about twice as large as those based on F , and R -factors based on ALL data will be even larger.

Fractional atomic coordinates and isotropic or equivalent isotropic displacement parameters (\AA^2)

	x	y	z	$U_{\text{iso}}^*/U_{\text{eq}}$
P1	0.298252 (13)	0.34947 (3)	0.33480 (2)	0.00581 (5)
P2	0.533853 (13)	0.58644 (3)	0.36009 (2)	0.00594 (5)
P3	0.187195 (13)	0.57954 (3)	0.69175 (2)	0.00569 (5)
P4	-0.043493 (13)	0.14690 (3)	0.10689 (2)	0.00566 (5)
P5	0.356473 (13)	0.65268 (3)	0.99111 (2)	0.00556 (5)
P6	0.134551 (13)	0.14154 (3)	0.50989 (2)	0.00546 (5)
Al1	0.089399 (16)	0.07540 (3)	0.02839 (2)	0.00532 (6)
Al2	0.248584 (16)	0.06371 (3)	0.38928 (2)	0.00494 (6)
Al3	0.404521 (16)	0.56335 (3)	0.44487 (2)	0.00506 (6)
O1	0.30136 (4)	0.20134 (8)	0.37989 (6)	0.01040 (14)
O2	0.30827 (5)	0.34641 (8)	0.22768 (6)	0.01385 (16)
O3	0.23519 (4)	0.41939 (8)	0.35084 (7)	0.01469 (16)
O4	0.36066 (5)	0.41798 (8)	0.40128 (7)	0.01553 (18)
O5	0.57090 (4)	0.71131 (8)	0.40329 (6)	0.01132 (15)
O6	0.54290 (4)	0.54825 (8)	0.25534 (6)	0.00961 (14)
O7	0.45662 (4)	0.60301 (9)	0.35924 (6)	0.01063 (14)
O8	0.55470 (4)	0.45990 (7)	0.43131 (6)	0.00885 (14)
O9	0.24384 (4)	0.56940 (8)	0.63432 (6)	0.01142 (15)
O10	0.11777 (4)	0.54245 (7)	0.62321 (6)	0.00823 (14)
O11	0.17814 (4)	0.71622 (8)	0.73771 (6)	0.01017 (14)
O12	0.19385 (4)	0.46544 (8)	0.77559 (6)	0.00888 (14)
O13	-0.09231 (4)	0.25724 (7)	0.06586 (6)	0.00840 (13)
O14	0.01158 (4)	0.14074 (7)	0.03954 (6)	0.00818 (14)
O15	-0.07987 (4)	0.00350 (7)	0.09080 (6)	0.00757 (13)
O16	-0.01117 (4)	0.16378 (8)	0.21565 (6)	0.01014 (14)
O17	0.34118 (4)	0.65873 (8)	1.09580 (6)	0.01213 (15)
O18	0.35063 (4)	0.79852 (7)	0.94185 (6)	0.00881 (14)
O19	0.42285 (4)	0.58847 (8)	0.98471 (7)	0.01214 (15)
O20	0.29847 (4)	0.57812 (8)	0.91867 (6)	0.01111 (15)
O21	0.20437 (4)	0.09364 (8)	0.48639 (6)	0.00835 (13)
O22	0.11949 (4)	0.05905 (7)	0.59700 (6)	0.00888 (14)
O23	0.14854 (4)	0.29353 (7)	0.54464 (6)	0.00891 (14)
O24	0.08212 (4)	0.14116 (8)	0.41564 (6)	0.01017 (14)
K1	0.287854 (12)	0.17131 (2)	0.079146 (18)	0.00949 (4)
K2	0.420108 (12)	0.44811 (2)	0.178588 (19)	0.01038 (4)

K3	0.233669 (12)	0.57239 (2)	0.160286 (19)	0.01005 (4)
K4	0.551481 (12)	0.66477 (2)	0.075535 (18)	0.00984 (4)
K5	0.370503 (13)	0.84243 (2)	0.243608 (19)	0.01203 (5)
K6	0.054431 (12)	0.67635 (2)	0.106782 (18)	0.00886 (4)
K7	0.213027 (11)	0.66267 (2)	0.427477 (18)	0.00950 (4)
K8	0.058558 (12)	0.93957 (2)	0.292875 (18)	0.01007 (4)
K9	0.116931 (12)	0.29859 (2)	0.266699 (19)	0.01164 (5)

Atomic displacement parameters (Å²)

	U^{11}	U^{22}	U^{33}	U^{12}	U^{13}	U^{23}
P1	0.00581 (11)	0.00550 (10)	0.00599 (12)	-0.00069 (8)	0.00070 (9)	-0.00048 (8)
P2	0.00578 (11)	0.00678 (10)	0.00535 (11)	0.00080 (8)	0.00123 (9)	0.00050 (8)
P3	0.00625 (11)	0.00554 (10)	0.00511 (11)	-0.00021 (8)	0.00058 (9)	0.00017 (8)
P4	0.00518 (11)	0.00625 (10)	0.00552 (11)	-0.00004 (8)	0.00088 (8)	-0.00072 (8)
P5	0.00535 (11)	0.00497 (10)	0.00632 (12)	-0.00068 (8)	0.00096 (9)	-0.00019 (8)
P6	0.00536 (11)	0.00549 (10)	0.00549 (11)	0.00029 (8)	0.00088 (8)	0.00015 (8)
Al1	0.00504 (13)	0.00500 (12)	0.00582 (14)	-0.00004 (9)	0.00069 (11)	-0.00028 (10)
Al2	0.00504 (13)	0.00437 (12)	0.00522 (14)	0.00060 (9)	0.00042 (10)	-0.00012 (10)
Al3	0.00478 (13)	0.00426 (12)	0.00582 (14)	0.00029 (9)	0.00011 (10)	-0.00015 (10)
O1	0.0108 (3)	0.0065 (3)	0.0133 (4)	-0.0026 (2)	0.0007 (3)	0.0015 (3)
O2	0.0213 (4)	0.0131 (4)	0.0086 (4)	0.0002 (3)	0.0065 (3)	0.0005 (3)
O3	0.0110 (4)	0.0129 (4)	0.0217 (5)	0.0031 (3)	0.0072 (3)	-0.0006 (3)
O4	0.0157 (4)	0.0068 (3)	0.0195 (4)	-0.0029 (3)	-0.0091 (3)	0.0002 (3)
O5	0.0147 (4)	0.0073 (3)	0.0115 (4)	-0.0024 (3)	0.0013 (3)	0.0000 (3)
O6	0.0100 (3)	0.0133 (3)	0.0060 (3)	0.0015 (3)	0.0026 (3)	-0.0003 (3)
O7	0.0071 (3)	0.0172 (4)	0.0079 (4)	0.0033 (3)	0.0023 (3)	0.0021 (3)
O8	0.0114 (3)	0.0071 (3)	0.0071 (3)	0.0011 (2)	-0.0006 (3)	0.0011 (3)
O9	0.0096 (3)	0.0145 (4)	0.0112 (4)	-0.0004 (3)	0.0045 (3)	-0.0001 (3)
O10	0.0077 (3)	0.0085 (3)	0.0073 (3)	0.0005 (2)	-0.0018 (3)	-0.0011 (3)
O11	0.0130 (4)	0.0069 (3)	0.0100 (4)	0.0001 (3)	0.0004 (3)	-0.0022 (3)
O12	0.0094 (3)	0.0087 (3)	0.0073 (3)	-0.0019 (2)	-0.0016 (3)	0.0030 (3)
O13	0.0081 (3)	0.0079 (3)	0.0094 (3)	0.0018 (2)	0.0020 (3)	0.0008 (3)
O14	0.0064 (3)	0.0083 (3)	0.0108 (4)	0.0005 (2)	0.0042 (3)	0.0004 (3)
O15	0.0091 (3)	0.0068 (3)	0.0072 (3)	-0.0023 (2)	0.0026 (3)	-0.0008 (2)
O16	0.0112 (4)	0.0116 (3)	0.0069 (4)	0.0002 (3)	-0.0004 (3)	-0.0022 (3)
O17	0.0165 (4)	0.0117 (3)	0.0093 (4)	-0.0007 (3)	0.0054 (3)	0.0000 (3)
O18	0.0083 (3)	0.0057 (3)	0.0119 (4)	-0.0020 (2)	0.0005 (3)	0.0018 (3)
O19	0.0080 (3)	0.0113 (3)	0.0175 (4)	0.0025 (3)	0.0033 (3)	0.0004 (3)
O20	0.0107 (3)	0.0078 (3)	0.0130 (4)	-0.0045 (3)	-0.0027 (3)	0.0008 (3)
O21	0.0077 (3)	0.0107 (3)	0.0070 (3)	0.0023 (2)	0.0022 (3)	0.0001 (3)
O22	0.0101 (3)	0.0092 (3)	0.0078 (3)	-0.0004 (2)	0.0028 (3)	0.0015 (3)
O23	0.0072 (3)	0.0051 (3)	0.0139 (4)	0.0009 (2)	0.0006 (3)	-0.0007 (3)
O24	0.0083 (3)	0.0133 (3)	0.0079 (4)	0.0006 (3)	-0.0011 (3)	-0.0007 (3)
K1	0.00909 (9)	0.00962 (9)	0.00989 (10)	-0.00004 (7)	0.00210 (8)	0.00004 (7)
K2	0.01006 (9)	0.00876 (9)	0.01141 (11)	-0.00028 (7)	-0.00044 (8)	-0.00135 (8)
K3	0.00859 (9)	0.00980 (9)	0.01165 (11)	-0.00057 (7)	0.00156 (8)	-0.00163 (8)
K4	0.01018 (9)	0.01036 (9)	0.00913 (10)	-0.00115 (7)	0.00219 (8)	0.00072 (7)

K5	0.01415 (11)	0.01086 (10)	0.01155 (11)	-0.00281 (7)	0.00362 (8)	-0.00148 (8)
K6	0.00872 (9)	0.00997 (9)	0.00819 (10)	0.00093 (7)	0.00236 (7)	0.00127 (7)
K7	0.00723 (9)	0.01039 (9)	0.01103 (10)	0.00059 (7)	0.00207 (8)	0.00037 (7)
K8	0.01277 (10)	0.00765 (9)	0.01026 (10)	0.00019 (7)	0.00335 (8)	0.00097 (7)
K9	0.01126 (10)	0.01316 (10)	0.01026 (10)	-0.00163 (7)	0.00134 (8)	0.00316 (8)

Geometric parameters (Å, °)

P1—O2	1.4993 (10)	O16—K6 ^{ix}	2.7060 (11)
P1—O3	1.5030 (9)	O16—K8 ^{xi}	2.7225 (10)
P1—O4	1.5645 (10)	O16—K8 ^{ix}	2.8730 (10)
P1—O1	1.5760 (8)	O16—K9	2.8864 (10)
P2—O5	1.5011 (9)	O17—K3 ^{xii}	2.6337 (11)
P2—O6	1.5087 (9)	O17—K5 ^{xii}	2.6788 (10)
P2—O7	1.5734 (9)	O17—K2 ^{xii}	2.7296 (10)
P2—O8	1.5829 (8)	O18—A13 ^{viii}	1.7396 (8)
P3—O9	1.5036 (10)	O18—K7 ^{viii}	2.7891 (10)
P3—O11	1.5062 (8)	O18—K5 ^{viii}	3.1088 (10)
P3—O10	1.5803 (9)	O19—K4 ^{iv}	2.7005 (10)
P3—O12	1.5831 (8)	O19—K4 ^{xii}	2.7761 (11)
P4—O13	1.5049 (8)	O19—K2 ^{xii}	2.9721 (10)
P4—O16	1.5056 (9)	O19—K5 ^{viii}	3.3087 (12)
P4—O14	1.5667 (9)	O20—A12 ^{vi}	1.7264 (8)
P4—O15	1.5881 (8)	O20—K7 ^{viii}	3.0973 (10)
P5—O19	1.5043 (9)	O20—K5 ^{viii}	3.1013 (12)
P5—O17	1.5049 (9)	O21—K3 ^{vi}	2.8347 (9)
P5—O20	1.5682 (9)	O21—K1 ^{vi}	3.0012 (10)
P5—O18	1.5767 (8)	O22—K3 ^{vi}	2.6539 (10)
P6—O24	1.5029 (10)	O22—K6 ^{vi}	2.6802 (9)
P6—O22	1.5068 (9)	O22—K9 ^{vi}	2.6965 (9)
P6—O23	1.5770 (8)	O23—A11 ^{vi}	1.7472 (8)
P6—O21	1.5794 (9)	O23—K1 ^{vi}	2.8007 (10)
A11—O14	1.7366 (9)	O23—K9 ^{vi}	3.3094 (11)
A11—O10 ⁱ	1.7457 (9)	O24—K8 ^{xi}	2.5736 (9)
A11—O23 ⁱ	1.7472 (8)	O24—K9	2.7337 (10)
A11—O15 ⁱⁱ	1.7671 (9)	O24—K6 ^{ix}	2.7531 (10)
A12—O20 ⁱ	1.7264 (8)	K1—O9 ⁱ	2.6837 (10)
A12—O1	1.7449 (9)	K1—O23 ⁱ	2.8007 (10)
A12—O21	1.7457 (10)	K1—O5 ^v	2.8591 (11)
A12—O12 ⁱ	1.7472 (10)	K1—O21 ⁱ	3.0012 (10)
A13—O4	1.7295 (9)	K1—O1 ⁱ	3.0286 (10)
A13—O18 ⁱⁱⁱ	1.7396 (8)	K1—O4 ⁱ	3.1684 (13)
A13—O8 ^{iv}	1.7411 (10)	K1—O3 ⁱ	3.2026 (12)
A13—O7	1.7490 (10)	K2—O5 ^v	2.5994 (9)
O1—K4 ^v	2.9576 (11)	K2—O17 ^{xiii}	2.7296 (10)
O1—K1 ^{vi}	3.0286 (10)	K2—O19 ^{xiii}	2.9721 (10)
O2—K1	2.6202 (10)	K3—O17 ^{xiii}	2.6337 (11)
O2—K2	2.6725 (11)	K3—O22 ⁱ	2.6539 (10)

O2—K3	2.7486 (10)	K3—O11 ⁱⁱⁱ	2.6683 (9)
O3—K7	2.6779 (10)	K3—O21 ⁱ	2.8347 (9)
O3—K9	2.7316 (11)	K4—O19 ^{iv}	2.7005 (10)
O3—K3	2.9790 (11)	K4—O5 ⁱⁱⁱ	2.7205 (10)
O3—K1 ^{vi}	3.2026 (12)	K4—O19 ^{xiii}	2.7761 (11)
O4—K4 ^v	3.0451 (10)	K4—O1 ^{vii}	2.9576 (11)
O4—K1 ^{vi}	3.1684 (13)	K4—O4 ^{vii}	3.0451 (10)
O5—K2 ^{vii}	2.5994 (9)	K5—O6 ^{vii}	2.6787 (9)
O5—K4 ^{viii}	2.7205 (10)	K5—O17 ^{xiii}	2.6788 (10)
O5—K1 ^{vii}	2.8591 (11)	K5—O9 ⁱⁱⁱ	2.8544 (12)
O6—K5 ^v	2.6787 (9)	K5—O20 ⁱⁱⁱ	3.1013 (12)
O6—K2	2.7029 (11)	K5—O18 ⁱⁱⁱ	3.1088 (10)
O6—K4	2.7219 (9)	K5—O8 ^{vii}	3.2476 (11)
O7—K2	2.8587 (10)	K5—O19 ⁱⁱⁱ	3.3087 (12)
O7—K5	3.1685 (10)	K6—O13 ^x	2.6690 (10)
O8—A13 ^{iv}	1.7411 (10)	K6—O22 ⁱ	2.6803 (9)
O8—K5 ^v	3.2476 (11)	K6—O16 ^{xiv}	2.7060 (11)
O9—K1 ^{vi}	2.6837 (10)	K6—O24 ^{xiv}	2.7531 (10)
O9—K5 ^{viii}	2.8544 (12)	K6—O14 ^x	2.8235 (10)
O9—K7	2.9005 (11)	K6—O11 ⁱⁱⁱ	2.9867 (12)
O10—A11 ^{vi}	1.7457 (9)	K6—O10 ⁱⁱⁱ	3.0404 (9)
O10—K8 ^{viii}	2.7834 (11)	K7—O13 ^{xiv}	2.6369 (9)
O10—K6 ^{viii}	3.0404 (9)	K7—O18 ⁱⁱⁱ	2.7891 (10)
O11—K3 ^{viii}	2.6683 (9)	K7—O11 ⁱⁱⁱ	2.7995 (10)
O11—K7 ^{viii}	2.7995 (10)	K7—O15 ^{xiv}	3.0928 (10)
O11—K6 ^{viii}	2.9867 (12)	K7—O20 ⁱⁱⁱ	3.0973 (10)
O11—K8 ^{viii}	3.0747 (10)	K8—O24 ^{xv}	2.5736 (9)
O12—A12 ^{vi}	1.7472 (10)	K8—O13 ^{xiv}	2.6179 (9)
O12—K8 ^{viii}	2.9492 (10)	K8—O16 ^{xv}	2.7225 (10)
O12—K9 ^{vi}	3.0206 (9)	K8—O10 ⁱⁱⁱ	2.7834 (11)
O13—K8 ^{ix}	2.6179 (9)	K8—O16 ^{xiv}	2.8730 (10)
O13—K7 ^{ix}	2.6369 (9)	K8—O12 ⁱⁱⁱ	2.9492 (10)
O13—K6 ^x	2.6690 (10)	K8—O11 ⁱⁱⁱ	3.0747 (10)
O14—K6 ^x	2.8235 (10)	K9—O22 ⁱ	2.6965 (9)
O15—A11 ⁱⁱ	1.7671 (9)	K9—O15 ^{xiv}	2.9782 (9)
O15—K9 ^{ix}	2.9782 (9)	K9—O12 ⁱ	3.0206 (9)
O15—K7 ^{ix}	3.0928 (10)	K9—O23 ⁱ	3.3094 (11)
O2—P1—O3	114.74 (6)	O6—K4—O1 ^{vii}	95.55 (4)
O2—P1—O4	108.96 (6)	O19 ^{xiii} —K4—O1 ^{vii}	162.75 (3)
O3—P1—O4	109.93 (5)	O19 ^{iv} —K4—O4 ^{vii}	130.06 (3)
O2—P1—O1	110.62 (5)	O5 ⁱⁱⁱ —K4—O4 ^{vii}	63.12 (3)
O3—P1—O1	109.99 (5)	O6—K4—O4 ^{vii}	112.61 (3)
O4—P1—O1	101.83 (5)	O19 ^{xiii} —K4—O4 ^{vii}	138.74 (2)
O5—P2—O6	115.50 (5)	O1 ^{vii} —K4—O4 ^{vii}	47.89 (2)
O5—P2—O7	110.19 (5)	O6 ^{vii} —K5—O17 ^{xiii}	124.71 (3)
O6—P2—O7	108.14 (5)	O6 ^{vii} —K5—O9 ⁱⁱⁱ	107.49 (3)
O5—P2—O8	110.34 (5)	O17 ^{xiii} —K5—O9 ⁱⁱⁱ	76.28 (3)

O6—P2—O8	108.08 (5)	O6 ^{vii} —K5—O20 ⁱⁱⁱ	101.89 (3)
O7—P2—O8	103.92 (5)	O17 ^{xiii} —K5—O20 ⁱⁱⁱ	131.91 (3)
O9—P3—O11	115.78 (5)	O9 ⁱⁱⁱ —K5—O20 ⁱⁱⁱ	79.22 (3)
O9—P3—O10	111.44 (5)	O6 ^{vii} —K5—O18 ⁱⁱⁱ	121.40 (3)
O11—P3—O10	106.55 (4)	O17 ^{xiii} —K5—O18 ⁱⁱⁱ	107.24 (3)
O9—P3—O12	110.48 (5)	O9 ⁱⁱⁱ —K5—O18 ⁱⁱⁱ	109.57 (3)
O11—P3—O12	109.75 (5)	O20 ⁱⁱⁱ —K5—O18 ⁱⁱⁱ	45.61 (2)
O10—P3—O12	101.90 (5)	O6 ^{vii} —K5—O7	104.90 (3)
O13—P4—O16	114.83 (5)	O17 ^{xiii} —K5—O7	83.91 (3)
O13—P4—O14	107.75 (5)	O9 ⁱⁱⁱ —K5—O7	147.55 (2)
O16—P4—O14	110.03 (5)	O20 ⁱⁱⁱ —K5—O7	96.03 (2)
O13—P4—O15	109.38 (5)	O18 ⁱⁱⁱ —K5—O7	52.43 (2)
O16—P4—O15	109.88 (5)	O6 ^{vii} —K5—O8 ^{vii}	48.81 (2)
O14—P4—O15	104.43 (4)	O17 ^{xiii} —K5—O8 ^{vii}	76.48 (3)
O19—P5—O17	114.32 (6)	O9 ⁱⁱⁱ —K5—O8 ^{vii}	90.66 (3)
O19—P5—O20	110.19 (5)	O20 ⁱⁱⁱ —K5—O8 ^{vii}	144.56 (2)
O17—P5—O20	110.20 (5)	O18 ⁱⁱⁱ —K5—O8 ^{vii}	159.77 (2)
O19—P5—O18	110.88 (5)	O7—K5—O8 ^{vii}	109.55 (3)
O17—P5—O18	110.42 (5)	O6 ^{vii} —K5—O19 ⁱⁱⁱ	75.39 (3)
O20—P5—O18	99.89 (5)	O17 ^{xiii} —K5—O19 ⁱⁱⁱ	149.41 (2)
O24—P6—O22	116.61 (5)	O9 ⁱⁱⁱ —K5—O19 ⁱⁱⁱ	122.93 (3)
O24—P6—O23	108.41 (4)	O20 ⁱⁱⁱ —K5—O19 ⁱⁱⁱ	46.16 (2)
O22—P6—O23	109.19 (5)	O18 ⁱⁱⁱ —K5—O19 ⁱⁱⁱ	46.45 (2)
O24—P6—O21	110.50 (5)	O7—K5—O19 ⁱⁱⁱ	67.55 (3)
O22—P6—O21	108.33 (5)	O8 ^{vii} —K5—O19 ⁱⁱⁱ	122.41 (2)
O23—P6—O21	102.92 (4)	O13 ^x —K6—O22 ⁱ	86.84 (3)
O14—A11—O10 ⁱ	111.38 (5)	O13 ^x —K6—O16 ^{xiv}	168.34 (2)
O14—A11—O23 ⁱ	109.29 (4)	O22 ⁱ —K6—O16 ^{xiv}	104.31 (3)
O10 ⁱ —A11—O23 ⁱ	105.73 (4)	O13 ^x —K6—O24 ^{xiv}	112.32 (4)
O14—A11—O15 ⁱⁱ	107.00 (5)	O22 ⁱ —K6—O24 ^{xiv}	112.38 (3)
O10 ⁱ —A11—O15 ⁱⁱ	110.15 (4)	O16 ^{xiv} —K6—O24 ^{xiv}	66.94 (4)
O23 ⁱ —A11—O15 ⁱⁱ	113.35 (5)	O13 ^x —K6—O14 ^x	53.63 (3)
O20 ⁱ —A12—O1	107.57 (5)	O22 ⁱ —K6—O14 ^x	133.66 (3)
O20 ⁱ —A12—O21	108.87 (4)	O16 ^{xiv} —K6—O14 ^x	117.48 (3)
O1—A12—O21	109.31 (4)	O24 ^{xiv} —K6—O14 ^x	70.39 (3)
O20 ⁱ —A12—O12 ⁱ	108.74 (4)	O13 ^x —K6—O11 ⁱⁱⁱ	94.96 (3)
O1—A12—O12 ⁱ	111.28 (4)	O22 ⁱ —K6—O11 ⁱⁱⁱ	88.10 (3)
O21—A12—O12 ⁱ	110.98 (4)	O16 ^{xiv} —K6—O11 ⁱⁱⁱ	82.20 (3)
O4—A13—O18 ⁱⁱⁱ	110.83 (5)	O24 ^{xiv} —K6—O11 ⁱⁱⁱ	146.01 (3)
O4—A13—O8 ^{iv}	110.07 (4)	O14 ^x —K6—O11 ⁱⁱⁱ	115.41 (3)
O18 ⁱⁱⁱ —A13—O8 ^{iv}	108.12 (4)	O13 ^x —K6—O10 ⁱⁱⁱ	69.86 (2)
O4—A13—O7	107.13 (5)	O22 ⁱ —K6—O10 ⁱⁱⁱ	125.73 (3)
O18 ⁱⁱⁱ —A13—O7	105.30 (4)	O16 ^{xiv} —K6—O10 ⁱⁱⁱ	100.27 (3)
O8 ^{iv} —A13—O7	115.31 (4)	O24 ^{xiv} —K6—O10 ⁱⁱⁱ	121.72 (2)
O2—K1—O9 ⁱ	112.37 (3)	O14 ^x —K6—O10 ⁱⁱⁱ	67.14 (3)
O2—K1—O23 ⁱ	93.41 (4)	O11 ⁱⁱⁱ —K6—O10 ⁱⁱⁱ	48.47 (2)
O9 ⁱ —K1—O23 ⁱ	77.18 (3)	O13 ^{xiv} —K7—O3	123.45 (3)
O2—K1—O5 ^v	80.25 (4)	O13 ^{xiv} —K7—O18 ⁱⁱⁱ	150.88 (2)

O9 ⁱ —K1—O5 ^v	118.54 (3)	O3—K7—O18 ⁱⁱⁱ	84.97 (3)
O23 ⁱ —K1—O5 ^v	164.26 (2)	O13 ^{xiv} —K7—O11 ⁱⁱⁱ	78.51 (4)
O2—K1—O21 ⁱ	79.16 (3)	O3—K7—O11 ⁱⁱⁱ	93.31 (3)
O9 ⁱ —K1—O21 ⁱ	127.19 (3)	O18 ⁱⁱⁱ —K7—O11 ⁱⁱⁱ	95.01 (4)
O23 ⁱ —K1—O21 ⁱ	50.22 (2)	O13 ^{xiv} —K7—O9	96.66 (4)
O5 ^v —K1—O21 ⁱ	114.15 (3)	O3—K7—O9	93.94 (3)
O2—K1—O1 ⁱ	112.50 (3)	O18 ⁱⁱⁱ —K7—O9	86.56 (4)
O9 ⁱ —K1—O1 ⁱ	134.51 (3)	O11 ⁱⁱⁱ —K7—O9	172.69 (2)
O23 ⁱ —K1—O1 ⁱ	93.09 (4)	O13 ^{xiv} —K7—O15 ^{xiv}	51.54 (2)
O5 ^v —K1—O1 ⁱ	76.36 (4)	O3—K7—O15 ^{xiv}	73.92 (3)
O21 ⁱ —K1—O1 ⁱ	56.35 (3)	O18 ⁱⁱⁱ —K7—O15 ^{xiv}	157.43 (2)
O2—K1—O4 ⁱ	137.20 (3)	O11 ⁱⁱⁱ —K7—O15 ^{xiv}	94.11 (3)
O9 ⁱ —K1—O4 ⁱ	101.05 (3)	O9—K7—O15 ^{xiv}	87.00 (3)
O23 ⁱ —K1—O4 ⁱ	120.30 (3)	O13 ^{xiv} —K7—O20 ⁱⁱⁱ	103.94 (3)
O5 ^v —K1—O4 ⁱ	60.10 (3)	O3—K7—O20 ⁱⁱⁱ	125.85 (3)
O21 ⁱ —K1—O4 ⁱ	101.67 (3)	O18 ⁱⁱⁱ —K7—O20 ⁱⁱⁱ	47.93 (2)
O1 ⁱ —K1—O4 ⁱ	46.26 (2)	O11 ⁱⁱⁱ —K7—O20 ⁱⁱⁱ	70.36 (3)
O2—K1—O3 ⁱ	154.13 (3)	O9—K7—O20 ⁱⁱⁱ	105.91 (3)
O9 ⁱ —K1—O3 ⁱ	87.31 (3)	O15 ^{xiv} —K7—O20 ⁱⁱⁱ	154.20 (2)
O23 ⁱ —K1—O3 ⁱ	74.07 (4)	O24 ^{xv} —K8—O13 ^{xiv}	93.69 (3)
O5 ^v —K1—O3 ⁱ	105.70 (4)	O24 ^{xv} —K8—O16 ^{xv}	69.23 (3)
O21 ⁱ —K1—O3 ⁱ	75.45 (3)	O13 ^{xiv} —K8—O16 ^{xv}	151.96 (3)
O1 ⁱ —K1—O3 ⁱ	47.66 (2)	O24 ^{xv} —K8—O10 ⁱⁱⁱ	115.18 (3)
O4 ⁱ —K1—O3 ⁱ	46.44 (3)	O13 ^{xiv} —K8—O10 ⁱⁱⁱ	123.38 (3)
O5 ^v —K2—O2	84.23 (3)	O16 ^{xv} —K8—O10 ⁱⁱⁱ	84.54 (3)
O5 ^v —K2—O6	110.99 (3)	O24 ^{xv} —K8—O16 ^{xiv}	140.75 (3)
O2—K2—O6	143.69 (3)	O13 ^{xiv} —K8—O16 ^{xiv}	54.79 (3)
O5 ^v —K2—O17 ^{xiii}	125.94 (3)	O16 ^{xv} —K8—O16 ^{xiv}	127.063 (19)
O2—K2—O17 ^{xiii}	85.69 (3)	O10 ⁱⁱⁱ —K8—O16 ^{xiv}	102.63 (2)
O6—K2—O17 ^{xiii}	108.13 (3)	O24 ^{xv} —K8—O12 ⁱⁱⁱ	75.02 (3)
O5 ^v —K2—O7	144.48 (3)	O13 ^{xiv} —K8—O12 ⁱⁱⁱ	98.75 (3)
O2—K2—O7	94.94 (3)	O16 ^{xv} —K8—O12 ⁱⁱⁱ	97.98 (3)
O6—K2—O7	53.24 (3)	O10 ⁱⁱⁱ —K8—O12 ⁱⁱⁱ	50.65 (3)
O17 ^{xiii} —K2—O7	89.24 (3)	O16 ^{xiv} —K8—O12 ⁱⁱⁱ	127.26 (2)
O5 ^v —K2—O19 ^{xiii}	91.51 (3)	O24 ^{xv} —K8—O11 ⁱⁱⁱ	118.61 (3)
O2—K2—O19 ^{xiii}	123.16 (3)	O13 ^{xiv} —K8—O11 ⁱⁱⁱ	73.93 (3)
O6—K2—O19 ^{xiii}	90.25 (3)	O16 ^{xv} —K8—O11 ⁱⁱⁱ	133.49 (3)
O17 ^{xiii} —K2—O19 ^{xiii}	52.44 (3)	O10 ⁱⁱⁱ —K8—O11 ⁱⁱⁱ	49.66 (3)
O7—K2—O19 ^{xiii}	117.53 (3)	O16 ^{xiv} —K8—O11 ⁱⁱⁱ	78.05 (3)
O17 ^{xiii} —K3—O22 ⁱ	141.01 (3)	O12 ⁱⁱⁱ —K8—O11 ⁱⁱⁱ	49.56 (2)
O17 ^{xiii} —K3—O11 ⁱⁱⁱ	108.28 (3)	O22 ⁱ —K9—O3	88.63 (4)
O22 ⁱ —K3—O11 ⁱⁱⁱ	95.71 (3)	O22 ⁱ —K9—O24	165.65 (3)
O17 ^{xiii} —K3—O2	86.06 (3)	O3—K9—O24	105.39 (3)
O22 ⁱ —K3—O2	96.21 (3)	O22 ⁱ —K9—O16	101.07 (4)
O11 ⁱⁱⁱ —K3—O2	138.28 (3)	O3—K9—O16	169.42 (3)
O17 ^{xiii} —K3—O21 ⁱ	88.37 (3)	O24—K9—O16	64.73 (3)
O22 ⁱ —K3—O21 ⁱ	54.13 (3)	O22 ⁱ —K9—O15 ^{xiv}	104.22 (3)
O11 ⁱⁱⁱ —K3—O21 ⁱ	137.29 (3)	O3—K9—O15 ^{xiv}	75.10 (3)

O2—K3—O21 ⁱ	80.11 (3)	O24—K9—O15 ^{xiv}	77.10 (3)
O17 ^{xiii} —K3—O3	124.84 (3)	O16—K9—O15 ^{xiv}	98.19 (3)
O22 ⁱ —K3—O3	84.42 (4)	O22 ⁱ —K9—O12 ⁱ	112.94 (3)
O11 ⁱⁱⁱ —K3—O3	89.56 (3)	O3—K9—O12 ⁱ	87.10 (3)
O2—K3—O3	52.20 (3)	O24—K9—O12 ⁱ	71.65 (3)
O21 ⁱ —K3—O3	113.19 (3)	O16—K9—O12 ⁱ	92.90 (3)
O19 ^{iv} —K4—O5 ⁱⁱⁱ	95.09 (3)	O15 ^{xiv} —K9—O12 ⁱ	138.23 (3)
O19 ^{iv} —K4—O6	85.91 (3)	O22 ⁱ —K9—O23 ⁱ	48.17 (2)
O5 ⁱⁱⁱ —K4—O6	175.02 (3)	O3—K9—O23 ⁱ	101.27 (3)
O19 ^{iv} —K4—O19 ^{xiii}	80.50 (3)	O24—K9—O23 ⁱ	129.23 (3)
O5 ⁱⁱⁱ —K4—O19 ^{xiii}	90.82 (4)	O16—K9—O23 ⁱ	88.46 (3)
O6—K4—O19 ^{xiii}	94.15 (4)	O15 ^{xiv} —K9—O23 ⁱ	152.38 (2)
O19 ^{iv} —K4—O1 ^{vii}	86.01 (3)	O12 ⁱ —K9—O23 ⁱ	67.43 (2)
O5 ⁱⁱⁱ —K4—O1 ^{vii}	79.67 (4)		

Symmetry codes: (i) $x, -y+1/2, z-1/2$; (ii) $-x, -y, -z$; (iii) $x, -y+3/2, z-1/2$; (iv) $-x+1, -y+1, -z+1$; (v) $-x+1, y-1/2, -z+1/2$; (vi) $x, -y+1/2, z+1/2$; (vii) $-x+1, y+1/2, -z+1/2$; (viii) $x, -y+3/2, z+1/2$; (ix) $-x, y-1/2, -z+1/2$; (x) $-x, -y+1, -z$; (xi) $x, y-1, z$; (xii) $x, y, z+1$; (xiii) $x, y, z-1$; (xiv) $-x, y+1/2, -z+1/2$; (xv) $x, y+1, z$.