



# Crystal structures of the solid solutions $\text{Na}_3\text{Zn}_{0.912}\text{Cd}_{0.088}\text{B}_5\text{O}_{10}$ and $\text{Na}_3\text{Zn}_{0.845}\text{Mg}_{0.155}\text{B}_5\text{O}_{10}$

Xue-An Chen,<sup>a\*</sup> Ya-Hua Zhang,<sup>a</sup> Xin-An Chang<sup>a</sup> and Wei-Qiang Xiao<sup>b</sup>

<sup>a</sup>College of Materials Science and Engineering, Beijing University of Technology, Ping Le Yuan 100, Beijing 100124, People's Republic of China, and <sup>b</sup>Institute of Microstructure and Property of Advanced Materials, Beijing University of Technology, Ping Le Yuan 100, Beijing 100124, People's Republic of China. \*Correspondence e-mail: xueanchen@bjut.edu.cn

Received 11 October 2017

Accepted 19 October 2017

Edited by M. Weil, Vienna University of Technology, Austria

**Keywords:** crystal structure;  $\text{Na}_3\text{ZnB}_5\text{O}_{10}$ ; solid solution; borate; isotypism.

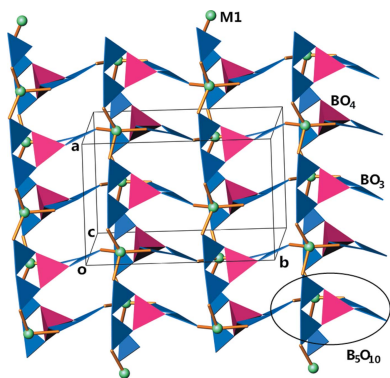
**CCDC references:** 1580783; 1580782

**Supporting information:** this article has supporting information at journals.iucr.org/e

Two new pentaborates, trisodium zinc cadmium pentaborate,  $\text{Na}_3\text{Zn}_{0.912}\text{Cd}_{0.088}\text{B}_5\text{O}_{10}$ , and trisodium zinc magnesium pentaborate,  $\text{Na}_3\text{Zn}_{0.845}\text{Mg}_{0.155}\text{B}_5\text{O}_{10}$ , have been synthesized by high-temperature solution reactions at 1023 K. Their crystal structures were determined by single-crystal X-ray diffraction. Both solid solutions crystallize in the orthorhombic form of the parent compound  $\text{Na}_3\text{ZnB}_5\text{O}_{10}$  (space group type  $Pbca$ ,  $Z = 8$ ) and contain the double ring  $[\text{B}_5\text{O}_{10}]^{5-}$  anion composed of one  $\text{BO}_4$  tetrahedron and four  $\text{BO}_3$  triangles as the basic structural motif. The anions are bridged by tetrahedrally coordinated and occupationally disordered  $M^{2+}$  ( $M = \text{Zn}/\text{Cd}$ ,  $\text{Zn}/\text{Mg}$ ) cations *via* common O atoms to form  $[\text{MB}_5\text{O}_{10}]_n^{3n-}$  layers. The intralayer intersecting channels and the interlayer voids are occupied by  $\text{Na}^+$  cations to balance the charge.

## 1. Chemical context

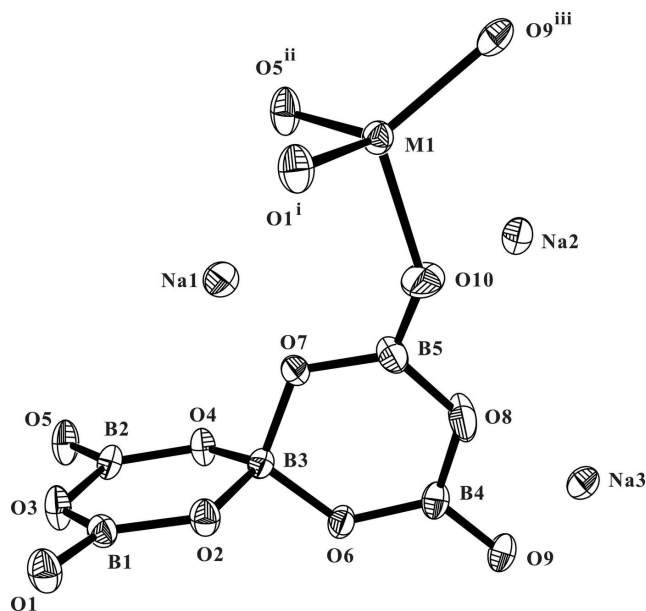
Over the past few decades, borate materials have attracted increasing interest owing to their promising applications in non-linear optical materials, birefringent materials, ferroelectric and piezoelectric materials, and host materials for luminescence (Becker, 1998; Chen *et al.*, 1999). In general, boron atoms can be coordinated by either three or four oxygen atoms forming  $\text{BO}_3$  or  $\text{BO}_4$  groups, respectively. These groups may interconnect with each other *via* common oxygen atoms to produce polyborate anionic groups that can adopt different coordination modes to bind to metal cations. The crystal chemistry of the resultant borates is rich, including infinite chains, sheets or networks for the anionic groups. For instance, in a series of pentaborates with general composition  $A_3\text{MB}_5\text{O}_{10}$  ( $A = \text{Na}, \text{K}$ ;  $M = \text{Mg}, \text{Zn}, \text{Cd}, \text{Co}$ , and  $\text{Fe}$ ), at least three kinds of structure types have been reported, including  $\text{K}_2\text{NaZnB}_5\text{O}_{10}$  in space group  $C2/c$  (Chen *et al.*, 2010),  $\alpha\text{-Na}_3\text{ZnB}_5\text{O}_{10}$ ,  $\text{Na}_3\text{CoB}_5\text{O}_{10}$  and  $\text{K}_3\text{MB}_5\text{O}_{10}$  ( $M = \text{Zn}, \text{Cd}$ ) in space group  $P2_1/n$  (Chen *et al.*, 2007a; Strauss *et al.*, 2016; Wu *et al.*, 2012; Yu *et al.*, 2011), and  $\beta\text{-Na}_3\text{ZnB}_5\text{O}_{10}$  as well as  $\text{Na}_3\text{MB}_5\text{O}_{10}$  ( $M = \text{Mg}, \text{Fe}$ ) in space group  $Pbca$  (Chen *et al.*, 2007b, 2012; Strauss *et al.*, 2016). All of the structures contain polyborate anionic groups  $[\text{B}_5\text{O}_{10}]^{5-}$ , which combine with different  $A^+$  and  $M^{2+}$  cations. During our exploratory syntheses of novel borate materials to study their structure–property relationships, we have obtained two new members of this family of compounds, *viz.* the solid solutions



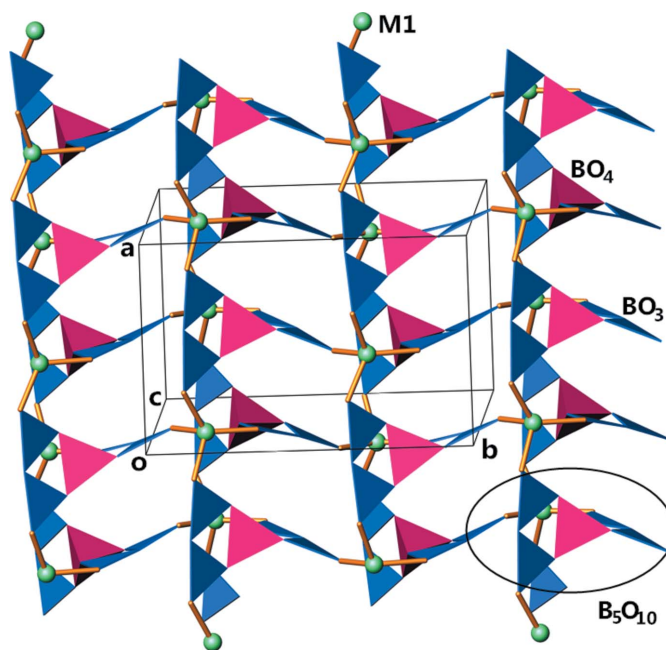
$\text{Na}_3\text{Zn}_{0.912}\text{Cd}_{0.088}\text{B}_5\text{O}_{10}$  and  $\text{Na}_3\text{Zn}_{0.845}\text{Mg}_{0.155}\text{B}_5\text{O}_{10}$ . Single crystal X-ray structure analyses revealed that these two compounds crystallize in the orthorhombic  $\text{Na}_3\text{MB}_5\text{O}_{10}$  ( $M = \text{Mg, Fe, Zn}$ ) structure type. Herein we describe their syntheses and crystal structures.

## 2. Structural commentary

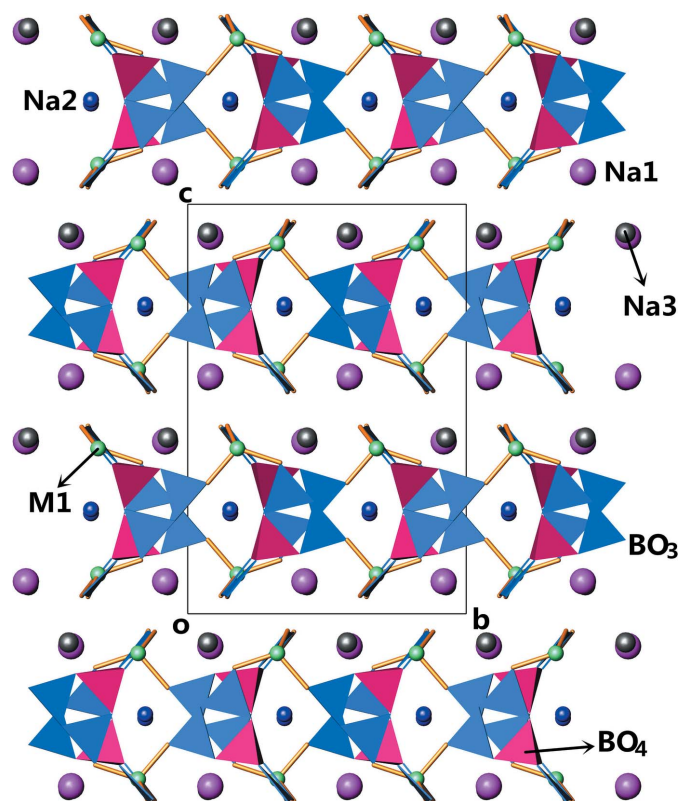
Since  $\text{Na}_3\text{Zn}_{0.912}\text{Cd}_{0.088}\text{B}_5\text{O}_{10}$  and  $\text{Na}_3\text{Zn}_{0.845}\text{Mg}_{0.155}\text{B}_5\text{O}_{10}$  have similar structures, the discussion will be based mainly on the cadmium-containing compound. The fundamental building blocks in this structure are  $[(\text{Zn}/\text{Cd})\text{O}_4]$  tetrahedra and  $[\text{B}_5\text{O}_{10}]^{5-}$  groups, as illustrated in Fig. 1. Each  $[\text{B}_5\text{O}_{10}]^{5-}$  group has one  $\text{BO}_4$  tetrahedron (T) and four  $\text{BO}_3$  triangles ( $\Delta$ ) condensed to a double ring *via* a common tetrahedron, the connectivity of which can be formulated as  $4\Delta 1\text{T} < 2\Delta \text{T} > - < 2\Delta \text{T} >$  according to the nomenclature introduced by Burns *et al.* (1995). The pentaborate group comprises four terminal O atoms in its isolated form. Each  $[\text{B}_5\text{O}_{10}]^{5-}$  group is linked to four different  $[(\text{Zn}/\text{Cd})\text{O}_4]$  tetrahedra and likewise each  $[(\text{Zn}/\text{Cd})\text{O}_4]$  tetrahedron is connected to four neighbouring  $[\text{B}_5\text{O}_{10}]^{5-}$  groups through sharing all of the terminal O atoms, thus forming infinite sheets with an overall composition of  $[(\text{Zn}/\text{Cd})\text{B}_5\text{O}_{10}]_n^{3n-}$ , as depicted in Fig. 2. The symmetry-equivalent (zinc/cadmium) borate sheets propagate in the *ab* plane and stack along the *c* axis. The sheets also afford intersecting open channels running parallel to the *a*- and *b*-axis directions. Fig. 3 shows a projection of the structure along  $[100]$ .  $\text{Na}2^+$  cations reside in these channels and  $\text{Na}1^+$  and  $\text{Na}3^+$  cations are situated at the voids between the sheets to provide charge compensation.



**Figure 1**  
The asymmetric unit of  $\text{Na}_3\text{Zn}_{0.912}\text{Cd}_{0.088}\text{B}_5\text{O}_{10}$  supplemented by additional oxygen atoms to show the full coordination around the disordered *M* site ( $M = \text{Zn}_{0.912(4)}\text{Cd}_{0.088(4)}$ ). Displacement ellipsoids are drawn at the 50% probability level. [Symmetry codes: (i)  $\frac{1}{2} - x, \frac{1}{2} + y, z$ ; (ii)  $\frac{3}{2} - x, \frac{1}{2} + y, z$ ; (iii)  $1 - x, \frac{1}{2} + y, \frac{1}{2} - z$ .]



**Figure 2**  
View of the  $[(\text{Zn}/\text{Cd})\text{B}_5\text{O}_{10}]_n^{3n-}$  layer approximately along  $[001]$ . (Zn/Cd) site: green spheres;  $\text{BO}_3$  groups: navy triangles;  $\text{BO}_4$  groups: magenta tetrahedra.



**Figure 3**  
The crystal structure of  $\text{Na}_3\text{Zn}_{0.912}\text{Cd}_{0.088}\text{B}_5\text{O}_{10}$  projected along  $[100]$ . Na1 atoms: violet spheres; Na2 atoms: blue spheres; Na3 atoms: grey spheres; (Zn/Cd) atoms: green spheres;  $\text{BO}_3$  groups: navy triangles;  $\text{BO}_4$  groups: magenta tetrahedra.

The asymmetric unit of  $\text{Na}_3\text{Zn}_{0.912}\text{Cd}_{0.088}\text{B}_5\text{O}_{10}$  comprises 19 independent sites, *i.e.* three Na, one disordered (Zn/Cd), five B, and ten O sites, all occupying general positions. Of the three unique Na sites, Na1 is surrounded by seven O atoms with Na–O distances divided into two sets: a set of five short ones is in the range 2.310 (3)–2.700 (3) Å, while another set includes two longer separations [3.054 (3)–3.059 (3) Å, Table 1]. Bond-valence-sum (BVS) calculations using Brown’s formula (Brown & Altermatt, 1985) gave a BVS value of 0.89 valence units (v.u.) for the seven-coordinated Na1 cation, confirming that the long bonds participate in the overall metal coordination sphere. The coordination environment can be described as an irregular polyhedron. Similarly, Na2 and Na3 atoms have also adopted the seven-coordinated irregular polyhedral arrangement. This is different from the situation in monoclinic  $\alpha\text{-Na}_3\text{ZnB}_5\text{O}_{10}$ , where three distinct Na sites have coordination numbers of six, seven, and eight, respectively (Chen *et al.*, 2007a). In the  $\text{Na}_3\text{Zn}_{0.912}\text{Cd}_{0.088}\text{B}_5\text{O}_{10}$  structure, the Na–O distances fall in the range 2.273 (3)–3.059 (3) Å (average range for the three sites 2.553–2.657 Å), which is similar to the value reported for the seven-coordinated  $\text{Na}^+$  cation in  $\alpha\text{-Na}_3\text{ZnB}_5\text{O}_{10}$  [2.318 (2)–2.859 (3) Å, average 2.531 Å] (Chen *et al.*, 2007a), and in agreement with the value of 2.50 Å computed from crystal radii sums for seven-coordinated  $\text{Na}^+$  and four-coordinated  $\text{O}^{2-}$  ions (Shannon, 1976). In the  $\text{Na}_3\text{Zn}_{0.912}\text{Cd}_{0.088}\text{B}_5\text{O}_{10}$  structure, the M1 site is statistically disordered with  $\text{Zn}^{2+}$  and  $\text{Cd}^{2+}$  cations. The  $[\text{Zn}_{0.912(4)}\text{Cd}_{0.088(4)}\text{O}_4]$  tetrahedron exhibits a mean O–M1–O angle of 109.14°, close to the ideal value of 109.5°. M1–O bond lengths [1.974 (2)–2.000 (2) Å] are normal when compared with those observed in the related structures of  $\text{CdZn}_2(\text{BO}_3)_2$  [(Zn<sub>0.67</sub>Cd<sub>0.33</sub>)–O = 1.995 (14)–2.130 (15) Å, CN = 4] (Zhang *et al.*, 2008),  $\text{Cd}_3\text{Zn}_3(\text{BO}_3)_4$  [(Zn<sub>0.5</sub>Cd<sub>0.5</sub>)–O = 2.015 (3)–2.131 (4) Å, CN = 4] (Sun *et al.*, 2003), and  $\text{Cd}_{1.17}\text{Zn}_{0.83}\text{B}_2\text{O}_5$  [(Zn<sub>0.753</sub>Cd<sub>0.247</sub>)–O = 1.997 (7)–2.109 (6) Å, CN = 4] (Yuan *et al.*, 2005). Of the boron sites, B3 has a tetrahedral configuration, while other B sites are in triangular configurations. The  $\text{BO}_4$  and  $\text{BO}_3$  groups are rather regular, with average O–B–O angles being close to 109.5 or 120°, respectively. The B–O bond lengths in the tetrahedron cover the range between 1.467 (4) and 1.472 (4) Å, and those in the triangles between 1.305 (5) and 1.407 (4) Å. The average B–O bond lengths (1.469 Å and 1.366–1.373 Å, respectively) are in good agreement with the data reviewed by Hawthorne *et al.* (1996). The calculated BVS values concerning B atoms are around 3 v.u., ranging from 2.99 v.u. for B1 to 3.07 v.u. for B3.

A comparison between the  $\text{Na}_3\text{Zn}_{0.845}\text{Mg}_{0.155}\text{B}_5\text{O}_{10}$  and  $\text{Na}_3\text{Zn}_{0.912}\text{Cd}_{0.088}\text{B}_5\text{O}_{10}$  structures reveals that the isovalent substitution of  $\text{Mg}^{2+}$  for  $\text{Cd}^{2+}$  ions in  $\text{Na}_3\text{Zn}_{0.912}\text{Cd}_{0.088}\text{B}_5\text{O}_{10}$  leads to a significant decrease in the cell volume [ $V = 1749.7$  (3) Å<sup>3</sup> for the (Zn/Mg) vs 1763.7 (5) Å<sup>3</sup> for the (Zn/Cd) phase;  $V = 1745.50$  (17) Å<sup>3</sup> for unsubstituted  $\text{Na}_3\text{ZnB}_5\text{O}_{10}$  (Chen *et al.*, 2012)]. In the two solid solutions, the  $[\text{B}_5\text{O}_{10}]^{5-}$  groups show a similar configuration, with the dihedral angles between two hexagonal ring planes being identical within the experimental error [84.7 (1) vs 84.9 (1)°]. The geometric parameters of  $\text{BO}_3$  triangles and  $\text{BO}_4$  tetrahedra remain

**Table 1**  
Selected geometric parameters (Å, °) for (I).

Na1–O1 <sup>i</sup>	2.310 (3)	Zn1–O5 <sup>iii</sup>	1.974 (2)
Na1–O9 <sup>ii</sup>	2.404 (3)	Zn1–O9 <sup>iv</sup>	1.985 (2)
Na1–O4	2.487 (3)	Zn1–O10	2.000 (2)
Na1–O7	2.587 (3)	Zn1–O1 <sup>vi</sup>	2.000 (2)
Na1–O3 <sup>iii</sup>	2.700 (3)	B1–O1	1.335 (4)
Na1–O3 <sup>i</sup>	3.054 (3)	B1–O2	1.384 (4)
Na1–O8 <sup>ii</sup>	3.059 (3)	B1–O3	1.400 (4)
Na2–O2 <sup>iv</sup>	2.355 (3)	B2–O5	1.324 (4)
Na2–O6 <sup>iii</sup>	2.381 (3)	B2–O4	1.376 (4)
Na2–O10 <sup>ii</sup>	2.388 (3)	B2–O3	1.407 (4)
Na2–O6 <sup>iv</sup>	2.550 (3)	B3–O4	1.467 (4)
Na2–O4 <sup>iii</sup>	2.618 (3)	B3–O2	1.468 (4)
Na2–O10	2.719 (3)	B3–O7	1.468 (4)
Na2–O8	2.859 (3)	B3–O6	1.472 (4)
Na3–O5 <sup>v</sup>	2.273 (3)	B4–O9	1.337 (4)
Na3–O9	2.361 (3)	B4–O6	1.369 (4)
Na3–O7 <sup>ii</sup>	2.438 (3)	B4–O8	1.395 (4)
Na3–O1 <sup>iv</sup>	2.458 (3)	B5–O10	1.305 (5)
Na3–O3 <sup>v</sup>	2.786 (3)	B5–O7	1.388 (4)
Na3–O10 <sup>ii</sup>	2.868 (3)	B5–O8	1.405 (5)
Na3–O2 <sup>ii</sup>	2.910 (3)		
O5 <sup>iii</sup> –Zn1–O9 <sup>iv</sup>	111.39 (10)	O4–B3–O2	110.6 (3)
O5 <sup>iii</sup> –Zn1–O10	103.73 (11)	O4–B3–O7	109.8 (3)
O9 <sup>iv</sup> –Zn1–O10	112.42 (10)	O2–B3–O7	109.4 (3)
O5 <sup>iii</sup> –Zn1–O1 <sup>vi</sup>	110.40 (9)	O4–B3–O6	107.9 (3)
O9 <sup>iv</sup> –Zn1–O1 <sup>vi</sup>	120.23 (10)	O2–B3–O6	108.8 (3)
O10–Zn1–O1 <sup>vi</sup>	96.64 (12)	O7–B3–O6	110.4 (3)
O1–B1–O2	121.5 (3)	O9–B4–O6	123.6 (3)
O1–B1–O3	120.0 (3)	O9–B4–O8	118.8 (3)
O2–B1–O3	118.4 (3)	O6–B4–O8	117.6 (3)
O5–B2–O4	123.4 (3)	O10–B5–O7	123.2 (3)
O5–B2–O3	117.4 (3)	O10–B5–O8	118.1 (3)
O4–B2–O3	119.1 (3)	O7–B5–O8	118.7 (3)

Symmetry codes: (i)  $x + \frac{1}{2}, -y + \frac{1}{2}, -z$ ; (ii)  $x + \frac{1}{2}, y, -z + \frac{1}{2}$ ; (iii)  $-x + \frac{3}{2}, y + \frac{1}{2}, z$ ; (iv)  $-x + 1, y + \frac{1}{2}, -z + \frac{1}{2}$ ; (v)  $x, -y + \frac{1}{2}, z + \frac{1}{2}$ ; (vi)  $-x + \frac{1}{2}, y + \frac{1}{2}, z$ .

basically unchanged from the (Zn/Cd) to the (Zn/Mg) phase, while the  $[\text{NaO}_7]$  polyhedra in the (Zn/Mg) compound are slightly smaller compared with the corresponding ones in the (Zn/Cd) compound. In contrast, a remarkable difference in the coordination geometry around the divalent metal ions exists. The average (Zn/Mg)–O bond length is 1.962 Å, shorter than the average (Zn/Cd)–O bond length of 1.990 Å. The O–(Zn/Mg)–O angles are 98.11 (13)–119.58 (11)°, distinctly narrower than the O–(Zn/Cd)–O angles of 96.64 (12)–120.23 (10)°. The  $[(\text{Zn/Mg})\text{O}_4]$  tetrahedron appears to be smaller and more regular than the  $[(\text{Zn/Cd})\text{O}_4]$  tetrahedron, which follows the general trend of the respective ionic radii [ $r(\text{Mg}^{2+}) = 0.72 < r(\text{Zn}^{2+}) = 0.74 < r(\text{Cd}^{2+}) = 0.92$  Å, CN = 4] (Shannon, 1976).

As mentioned above,  $\text{Na}_3\text{ZnB}_5\text{O}_{10}$  was reported to exist in two structural variants, which we name in the following the  $\alpha$ - and  $\beta$ -phases, respectively. The  $\alpha$ -form crystallizes in space group  $P2_1/n$ , while the  $\beta$ -form in space group  $Pbca$  (Chen *et al.*, 2007a, 2012). The relationship between their crystal structures follows a group–subgroup relation:  $\beta\text{-Na}_3\text{ZnB}_5\text{O}_{10}$  ( $Pbca$ , **a**, **b**, **c**,  $Z = 8$ )  $\rightarrow$   $\alpha\text{-Na}_3\text{ZnB}_5\text{O}_{10}$  ( $P2_1/n$ , which is a maximal non-isomorphic subgroup of index 2 of  $Pbca$ ,  $0.5\mathbf{a} + 0.5\mathbf{b}$ , **c**,  $0.5\mathbf{a} - 0.5\mathbf{b}$ ,  $Z = 4$ ).  $\beta\text{-Na}_3\text{ZnB}_5\text{O}_{10}$  is isotypic with  $\text{Na}_3\text{MB}_5\text{O}_{10}$  ( $M = \text{Mg, Fe}$ ), and the title compounds which are substitutional solid solutions of  $\beta\text{-Na}_3\text{ZnB}_5\text{O}_{10}$ . All

**Table 2**  
Experimental details.

	Na <sub>3</sub> Zn <sub>0.912</sub> Cd <sub>0.088</sub> B <sub>5</sub> O <sub>10</sub>	Na <sub>3</sub> Zn <sub>0.845</sub> Mg <sub>0.155</sub> B <sub>5</sub> O <sub>10</sub>
Crystal data		
$M_r$	352.53	342.03
Crystal system, space group	Orthorhombic, <i>Pbca</i>	Orthorhombic, <i>Pbca</i>
Temperature (K)	293	293
$a, b, c$ (Å)	7.9407 (14), 12.293 (2), 18.0684 (19)	7.8931 (12), 12.2555 (12), 18.0874 (11)
$V$ (Å <sup>3</sup> )	1763.7 (5)	1749.7 (3)
$Z$	8	8
Radiation type	Mo $K\alpha$	Mo $K\alpha$
$\mu$ (mm <sup>-1</sup> )	2.95	2.60
Crystal size (mm)	0.30 × 0.10 × 0.10	0.30 × 0.20 × 0.20
Data collection		
Diffractometer	Rigaku AFC-7R	Rigaku AFC-7R
Absorption correction	$\psi$ scan (Kopfmann & Huber, 1968)	$\psi$ scan (Kopfmann & Huber, 1968)
$T_{\min}, T_{\max}$	0.703, 0.752	0.532, 0.603
No. of measured, independent and observed [ $I > 2\sigma(I)$ ] reflections	3006, 2562, 1557	2982, 2542, 1496
$R_{\text{int}}$	0.061	0.053
$(\sin \theta/\lambda)_{\text{max}}$ (Å <sup>-1</sup> )	0.703	0.703
Refinement		
$R[F^2 > 2\sigma(F^2)], wR(F^2), S$	0.037, 0.072, 0.91	0.044, 0.113, 0.87
No. of reflections	2562	2542
No. of parameters	174	173
$\Delta\rho_{\text{max}}, \Delta\rho_{\text{min}}$ (e Å <sup>-3</sup> )	0.45, -0.45	1.59, -0.70

Computer programs: *Rigaku/AFC Diffractometer Control Software* (Rigaku Corporation, 1994), *SHELXS97* (Sheldrick, 2008), *SHELXL2014* (Sheldrick, 2015), *ATOMS* (Dowty, 1999) and *publCIF* (Westrip, 2010).

structures comprise identical  $[MB_5O_{10}]_n^{3n-}$  ( $M = \text{Zn, Mg, Fe, (Zn/Mg), (Zn/Cd)}$ ) layers constructed by  $[B_5O_{10}]^{5-}$  groups and  $MO_4$  tetrahedra *via* common O atoms, and the coordination environments around all cationic sites are very similar. The main differences pertain to the  $[MO_4]$  tetrahedra. For example, the average  $M-O$  bond lengths are 1.963, 1.963, 1.962, and 1.990 Å for  $\beta\text{-Na}_3\text{ZnB}_5\text{O}_{10}$ ,  $\text{Na}_3\text{MgB}_5\text{O}_{10}$ ,  $\text{Na}_3\text{Zn}_{0.845}\text{Mg}_{0.155}\text{B}_5\text{O}_{10}$ , and  $\text{Na}_3\text{Zn}_{0.912}\text{Cd}_{0.088}\text{B}_5\text{O}_{10}$ , respectively. The cell volumes show a similar trend.

For  $\text{Na}_3\text{ZnB}_5\text{O}_{10}$ , the present study indicates that a partial replacement of  $\text{Zn}^{2+}$  by  $\text{Cd}^{2+}$  or  $\text{Mg}^{2+}$  is favourable for the formation of the orthorhombic *Pbca* phase. However, keeping the  $\text{Na}^+$  ions unchanged, the complete replacement of  $\text{Zn}^{2+}$  by larger  $\text{Cd}^{2+}$  ions does not result in the isotopic cadmium analogue. We have attempted to prepare a hypothetical compound with nominal composition ‘ $\text{Na}_3\text{CdB}_5\text{O}_{10}$ ’ *via* a standard solid-state synthetic route by mixing stoichiometric amounts of  $\text{Na}_2\text{CO}_3$ ,  $\text{CdO}$ , and  $\text{H}_3\text{BO}_3$  powders followed by annealing the mixture at a temperature of 873 K in air for several weeks. No ‘ $\text{Na}_3\text{CdB}_5\text{O}_{10}$ ’ has been obtained, only a mixture of known phases, *viz.*  $\text{NaBO}_2$  and  $\text{Cd}_2\text{B}_2\text{O}_5$ , was formed instead, according to powder X-ray diffraction analyses. This indicates that the structural variants in the family of compounds  $A_3MB_5O_{10}$  depend strongly on sizes of  $A^+$  and  $M^{2+}$  cations.

### 3. Synthesis and crystallization

In a typical synthesis of the cadmium-containing compound, a powder mixture of the starting materials  $\text{Na}_2\text{B}_4\text{O}_7 \cdot 10\text{H}_2\text{O}$ ,  $\text{ZnO}$ ,  $\text{CdO}$ ,  $\text{H}_3\text{BO}_3$  in the molar ratio  $\text{Na}:\text{Zn}:\text{Cd}:\text{B} = 3:2:1:7$  was

transferred to a platinum crucible of 40 mm in diameter and 40 mm in height. The sample was melted at 1023 K for one week, then cooled down to 773 K at a rate of  $0.5 \text{ K h}^{-1}$ , to 573 K at  $1.0 \text{ K h}^{-1}$ , followed by cooling to room temperature at  $20 \text{ K h}^{-1}$ . Colourless prismatic crystals were isolated from the solidified melt. Energy-dispersive X-ray analyses (EDX) in a scanning electron microscope confirmed the existence of the heavy elements zinc and cadmium with an approximate atomic ratio of 8.2:1.5, close to the refined composition of the crystal (9.12: 0.88) (see Figs. S1–S2 and Table S1 in the *Supporting information*). The magnesium-containing compound was prepared in the same way, except that the starting materials were  $\text{Na}_2\text{B}_4\text{O}_7 \cdot 10\text{H}_2\text{O}$ ,  $\text{ZnO}$ ,  $\text{MgO}$ ,  $\text{H}_3\text{BO}_3$  in the molar ratio  $\text{Na}:\text{Zn}:\text{Mg}:\text{B} = 2:2:1:6$ . EDX measurements for the  $\text{Na}_3\text{Zn}_{0.845}\text{Mg}_{0.155}\text{B}_5\text{O}_{10}$  crystal gave an approximate atomic ratio of  $\text{Zn}:\text{Mg} = 4.9:3.8$ , deviating significantly from the refined composition (8.45:1.55) (see Figs. S3–S4 and Table S2). This may be due to the fact that the Mg-peak in the EDX spectrum is very close to the main peak of Zn, which leads the calculations of the integrated intensities of the Zn and Mg peaks to be inaccurate, consequently producing an inaccurate Zn/Mg atomic ratio. The powder X-ray diffraction pattern of the ground crystals are in good agreement with those calculated from the single-crystal data.

The infrared spectra exhibit the characteristic absorption bands of both  $\text{BO}_3$  and  $\text{BO}_4$  groups for  $\text{Na}_3\text{Zn}_{0.912}\text{Cd}_{0.088}\text{B}_5\text{O}_{10}$  ( $\text{Na}_3\text{Zn}_{0.845}\text{Mg}_{0.155}\text{B}_5\text{O}_{10}$ ), *i.e.*  $\text{BO}_3$  asymmetric stretching vibrations in the frequency range 1400–1206 ( $1400\text{--}1201$ )  $\text{cm}^{-1}$ ,  $\text{BO}_4$  asymmetric stretching modes from 1077 to 1025 ( $1079$  to  $1026$ )  $\text{cm}^{-1}$ ,  $\text{BO}_3$  symmetric stretching modes lying at around 938 ( $939$ )  $\text{cm}^{-1}$ ,  $\text{BO}_4$  symmetric stretching

mixed with  $\text{BO}_3$  out-of plane bending modes locating at about  $776$  ( $777$ )  $\text{cm}^{-1}$ , and the overlapped  $\text{BO}_3$  and  $\text{BO}_4$  bending vibrations occurring below  $722$  ( $723$ )  $\text{cm}^{-1}$ . These values correspond well to those reported in the literature (Filatov *et al.*, 2004). UV–VIS diffuse reflectance spectra indicated insulator character, with optical band gaps of about  $2.95$  and  $3.10$  eV for  $\text{Na}_3\text{Zn}_{0.912}\text{Cd}_{0.088}\text{B}_5\text{O}_{10}$  and  $\text{Na}_3\text{Zn}_{0.845}\text{Mg}_{0.155}\text{B}_5\text{O}_{10}$ , respectively.

#### 4. Refinement

Crystal data, data collection and structure refinement details are summarized in Table 2. Based on the EDX measurements, cadmium and magnesium, respectively, was incorporated in the crystals. In fact, refinements of the occupancies of the zinc sites in the two structures revealed a small incorporation of cadmium and a somewhat higher incorporation of magnesium, respectively. For the final models, the occupancies of the disordered  $M$  sites ( $M = \text{Zn}, \text{Cd}$  and  $\text{Zn}, \text{Mg}$ , respectively) were constrained to 1.0, with the same coordinates and displacement parameters for the two types of metals. The refined ratios were  $\text{Zn}_{0.912(4)}\text{Cd}_{0.088(4)}$  and  $\text{Zn}_{0.845(5)}\text{Mg}_{0.155(5)}$ , respectively. The largest residual electron densities in the final difference-Fourier map are below  $1.59 \text{ e } \text{\AA}^{-3}$ .

#### Funding information

Financial support by the National Natural Science Foundation of China (grant No. 20871012) is gratefully acknowledged.

#### References

Becker, P. (1998). *Adv. Mater.* **10**, 979–992.  
Brown, I. D. & Altermatt, D. (1985). *Acta Cryst.* **B41**, 244–247.

Burns, P. C., Grice, J. D. & Hawthorne, F. C. (1995). *Can. Mineral.* **33**, 1131–1151.  
Chen, X., Li, M., Chang, X., Zang, H. & Xiao, W. (2007a). *J. Solid State Chem.* **180**, 1658–1663.  
Chen, X., Li, M., Zuo, J., Chang, X., Zang, H. & Xiao, W. (2007b). *Solid State Sci.* **9**, 678–685.  
Chen, S., Pan, S., Wu, H., Han, J., Zhang, M. & Zhang, F. (2012). *J. Mol. Struct.* **1021**, 118–122.  
Chen, X., Yang, C., Chang, X., Zang, H. & Xiao, W. (2010). *J. Alloys Compd.* **492**, 543–547.  
Chen, C. T., Ye, N., Lin, J., Jiang, J., Zeng, W. R. & Wu, B. C. (1999). *Adv. Mater.* **11**, 1071–1078.  
Dowty, E. (1999). *ATOMS*. Shape Software, 521 Hidden Valley Road, Kingsport, TN37663, USA.  
Filatov, S., Shepelev, Y., Bubnova, R., Sennova, N., Egorysheva, A. V. & Kargin, Y. F. (2004). *J. Solid State Chem.* **177**, 515–522.  
Hawthorne, F. C., Burns, P. C. & Grice, J. D. (1996). *Rev. Mineral.* **33**, 41–115.  
Kopfmann, G. & Huber, R. (1968). *Acta Cryst.* **A24**, 348–351.  
Rigaku Corporation (1994). *Rigaku/AFC Diffractometer Control Software*. Rigaku Corporation, Tokyo, Japan.  
Shannon, R. D. (1976). *Acta Cryst.* **A32**, 751–767.  
Sheldrick, G. M. (2008). *Acta Cryst.* **A64**, 112–122.  
Sheldrick, G. M. (2015). *Acta Cryst.* **C71**, 3–8.  
Strauss, F., Rouse, G., Sougrati, M. T., Dalla Corte, D. A., Courty, M., Dominko, R. & Tarascon, J.-M. (2016). *Inorg. Chem.* **55**, 12775–12782.  
Sun, T.-Q., Pan, F., Wang, R.-J., Shen, G.-Q., Wang, X.-Q. & Shen, D.-Z. (2003). *Acta Cryst.* **C59**, i107–i108.  
Westrip, S. P. (2010). *J. Appl. Cryst.* **43**, 920–925.  
Wu, H., Pan, S., Yu, H., Chen, Z. & Zhang, F. (2012). *Solid State Sci.* **14**, 936–940.  
Yu, H., Pan, S., Wu, H., Han, J., Dong, X. & Zhou, Z. (2011). *J. Solid State Chem.* **184**, 1644–1648.  
Yuan, X., Wang, R.-J., Shen, D.-Z., Wang, X.-Q. & Shen, G.-Q. (2005). *Acta Cryst.* **E61**, i196–i198.  
Zhang, F., Shen, D., Shen, G. & Wang, X. (2008). *Z. Kristallogr. New Cryst. Struct.* **223**, 3–4.

## supporting information

*Acta Cryst.* (2017). E73, 1774-1778 [https://doi.org/10.1107/S2056989017015249]

## Crystal structures of the solid solutions $\text{Na}_3\text{Zn}_{0.912}\text{Cd}_{0.088}\text{B}_5\text{O}_{10}$ and $\text{Na}_3\text{Zn}_{0.845}\text{Mg}_{0.155}\text{B}_5\text{O}_{10}$

Xue-An Chen, Ya-Hua Zhang, Xin-An Chang and Wei-Qiang Xiao

### Computing details

For both structures, data collection: *Rigaku/AFC Diffractometer Control Software* (Rigaku Corporation, 1994); cell refinement: *Rigaku/AFC Diffractometer Control Software* (Rigaku Corporation, 1994); data reduction: *Rigaku/AFC Diffractometer Control Software* (Rigaku Corporation, 1994); program(s) used to solve structure: *SHELXS97* (Sheldrick, 2008); program(s) used to refine structure: *SHELXL2014* (Sheldrick, 2015); molecular graphics: *ATOMS* (Dowty, 1999); software used to prepare material for publication: *publCIF* (Westrip, 2010).

### Trisodium zinc cadmium pentaborate (I)

#### Crystal data

$\text{Na}_3\text{Zn}_{0.912}\text{Cd}_{0.088}\text{B}_5\text{O}_{10}$

$M_r = 352.53$

Orthorhombic, *Pbca*

$a = 7.9407$  (14) Å

$b = 12.293$  (2) Å

$c = 18.0684$  (19) Å

$V = 1763.7$  (5) Å<sup>3</sup>

$Z = 8$

$F(000) = 1356.7$

$D_x = 2.655$  Mg m<sup>-3</sup>

Mo  $K\alpha$  radiation,  $\lambda = 0.71073$  Å

Cell parameters from 25 reflections

$\theta = 12.1\text{--}22.2^\circ$

$\mu = 2.95$  mm<sup>-1</sup>

$T = 293$  K

Prism, colorless

$0.30 \times 0.10 \times 0.10$  mm

#### Data collection

Rigaku AFC-7R

diffractometer

Radiation source: fine-focus sealed tube

$2\theta - \omega$  scans

Absorption correction:  $\psi$  scan

(Kopfmann & Huber, 1968)

$T_{\min} = 0.703$ ,  $T_{\max} = 0.752$

3006 measured reflections

2562 independent reflections

1557 reflections with  $I > 2\sigma(I)$

$R_{\text{int}} = 0.061$

$\theta_{\max} = 30.0^\circ$ ,  $\theta_{\min} = 2.3^\circ$

$h = 0 \rightarrow 11$

$k = 0 \rightarrow 17$

$l = 0 \rightarrow 25$

3 standard reflections every 150 reflections

intensity decay: 2.2%

#### Refinement

Refinement on  $F^2$

Least-squares matrix: full

$R[F^2 > 2\sigma(F^2)] = 0.037$

$wR(F^2) = 0.072$

$S = 0.91$

2562 reflections

174 parameters

0 restraints

$w = 1/[\sigma^2(F_o^2) + (0.0224P)^2]$

where  $P = (F_o^2 + 2F_c^2)/3$

$(\Delta/\sigma)_{\max} = 0.001$

$\Delta\rho_{\max} = 0.45$  e Å<sup>-3</sup>

$\Delta\rho_{\min} = -0.45$  e Å<sup>-3</sup>

Extinction correction: SHELXL2014  
 (Sheldrick, 2015),  
 $F_c^* = kFc[1 + 0.001xFc^2\lambda^3/\sin(2\theta)]^{-1/4}$   
 Extinction coefficient: 0.00127 (16)

### Special details

**Geometry.** All esds (except the esd in the dihedral angle between two l.s. planes) are estimated using the full covariance matrix. The cell esds are taken into account individually in the estimation of esds in distances, angles and torsion angles; correlations between esds in cell parameters are only used when they are defined by crystal symmetry. An approximate (isotropic) treatment of cell esds is used for estimating esds involving l.s. planes.

### Fractional atomic coordinates and isotropic or equivalent isotropic displacement parameters ( $\text{\AA}^2$ )

	<i>x</i>	<i>y</i>	<i>z</i>	$U_{\text{iso}}^*/U_{\text{eq}}$	Occ. (<1)
Na1	0.8291 (2)	0.41887 (12)	0.07922 (8)	0.0318 (4)	
Na2	0.69268 (17)	0.65268 (11)	0.25478 (7)	0.0248 (3)	
Na3	0.79023 (18)	0.42762 (12)	0.42997 (7)	0.0271 (4)	
Zn1	0.42413 (4)	0.67826 (3)	0.09632 (2)	0.01812 (12)	0.912 (4)
Cd1	0.42413 (4)	0.67826 (3)	0.09632 (2)	0.01812 (12)	0.088 (4)
B1	0.4192 (5)	0.1571 (3)	0.0744 (2)	0.0195 (8)	
B2	0.7256 (5)	0.1729 (4)	0.07257 (19)	0.0198 (8)	
B3	0.5612 (5)	0.2868 (3)	0.16320 (19)	0.0174 (7)	
B4	0.5534 (5)	0.3497 (3)	0.2967 (2)	0.0206 (8)	
B5	0.4884 (6)	0.4782 (3)	0.1978 (2)	0.0239 (9)	
O1	0.2779 (3)	0.1189 (2)	0.04400 (13)	0.0260 (6)	
O2	0.4154 (3)	0.22647 (18)	0.13473 (12)	0.0211 (5)	
O3	0.5761 (3)	0.1244 (2)	0.04691 (13)	0.0261 (6)	
O4	0.7176 (3)	0.2455 (2)	0.13046 (12)	0.0215 (5)	
O5	0.8686 (3)	0.1418 (2)	0.04139 (13)	0.0286 (6)	
O6	0.5712 (3)	0.27092 (17)	0.24380 (12)	0.0220 (5)	
O7	0.5416 (3)	0.40273 (18)	0.14568 (12)	0.0226 (6)	
O8	0.5100 (4)	0.4541 (2)	0.27321 (13)	0.0380 (8)	
O9	0.5732 (3)	0.33154 (19)	0.36916 (11)	0.0241 (5)	
O10	0.4228 (4)	0.5721 (2)	0.18019 (14)	0.0390 (7)	

### Atomic displacement parameters ( $\text{\AA}^2$ )

	$U^{11}$	$U^{22}$	$U^{33}$	$U^{12}$	$U^{13}$	$U^{23}$
Na1	0.0399 (9)	0.0298 (8)	0.0258 (8)	−0.0017 (7)	−0.0048 (7)	0.0019 (6)
Na2	0.0245 (7)	0.0292 (7)	0.0206 (6)	−0.0011 (7)	0.0013 (6)	−0.0035 (7)
Na3	0.0333 (8)	0.0298 (8)	0.0184 (6)	0.0006 (7)	−0.0012 (6)	0.0029 (6)
Zn1	0.01764 (18)	0.01970 (19)	0.01702 (17)	−0.00189 (18)	0.00014 (17)	−0.00138 (16)
Cd1	0.01764 (18)	0.01970 (19)	0.01702 (17)	−0.00189 (18)	0.00014 (17)	−0.00138 (16)
B1	0.0197 (17)	0.0201 (19)	0.0188 (16)	−0.0030 (19)	−0.0011 (17)	−0.0027 (14)
B2	0.0202 (18)	0.026 (2)	0.0135 (15)	0.0030 (19)	−0.0009 (14)	−0.0027 (17)
B3	0.0195 (18)	0.0194 (16)	0.0134 (15)	−0.0001 (16)	−0.0001 (16)	−0.0009 (13)
B4	0.0191 (19)	0.027 (2)	0.0160 (17)	0.0037 (17)	−0.0023 (15)	−0.0037 (15)
B5	0.028 (2)	0.019 (2)	0.025 (2)	0.0007 (17)	−0.0021 (18)	−0.0050 (17)
O1	0.0208 (13)	0.0307 (14)	0.0266 (13)	−0.0029 (12)	−0.0025 (12)	−0.0080 (11)

O2	0.0178 (11)	0.0250 (12)	0.0204 (11)	-0.0016 (11)	-0.0011 (11)	-0.0049 (9)
O3	0.0212 (12)	0.0332 (14)	0.0239 (12)	0.0000 (13)	0.0006 (12)	-0.0142 (11)
O4	0.0187 (12)	0.0255 (13)	0.0204 (11)	0.0009 (11)	-0.0005 (10)	-0.0092 (11)
O5	0.0214 (12)	0.0390 (15)	0.0253 (13)	0.0061 (12)	0.0001 (11)	-0.0140 (12)
O6	0.0318 (13)	0.0200 (11)	0.0142 (10)	0.0056 (12)	0.0008 (11)	-0.0002 (9)
O7	0.0358 (16)	0.0149 (11)	0.0173 (11)	0.0007 (11)	-0.0015 (10)	-0.0009 (9)
O8	0.068 (2)	0.0257 (14)	0.0206 (13)	0.0200 (14)	-0.0123 (14)	-0.0084 (11)
O9	0.0271 (12)	0.0320 (13)	0.0133 (10)	0.0012 (14)	-0.0030 (11)	-0.0030 (10)
O10	0.061 (2)	0.0242 (13)	0.0322 (14)	0.0203 (15)	0.0125 (15)	0.0114 (11)

*Geometric parameters (Å, °)*

Na1—O1 <sup>i</sup>	2.310 (3)	Zn1—Na1 <sup>iii</sup>	3.5615 (16)
Na1—O9 <sup>ii</sup>	2.404 (3)	B1—O1	1.335 (4)
Na1—O4	2.487 (3)	B1—O2	1.384 (4)
Na1—O7	2.587 (3)	B1—O3	1.400 (4)
Na1—O3 <sup>iii</sup>	2.700 (3)	B1—Cd1 <sup>xi</sup>	2.767 (4)
Na1—B4 <sup>ii</sup>	2.986 (4)	B1—Na1 <sup>xii</sup>	3.015 (4)
Na1—B1 <sup>i</sup>	3.015 (4)	B2—O5	1.324 (4)
Na1—O3 <sup>i</sup>	3.054 (3)	B2—O4	1.376 (4)
Na1—O8 <sup>ii</sup>	3.059 (3)	B2—O3	1.407 (4)
Na1—B3	3.076 (4)	B2—Na3 <sup>xiii</sup>	2.903 (4)
Na1—B2	3.135 (5)	B2—Na1 <sup>v</sup>	3.155 (5)
Na1—B2 <sup>iii</sup>	3.155 (5)	B3—O4	1.467 (4)
Na1—Na3 <sup>iv</sup>	3.4250 (19)	B3—O2	1.468 (4)
Na1—Cd1 <sup>v</sup>	3.5614 (16)	B3—O7	1.468 (4)
Na2—O2 <sup>vi</sup>	2.355 (3)	B3—O6	1.472 (4)
Na2—O6 <sup>iii</sup>	2.381 (3)	B3—Na2 <sup>xiv</sup>	2.996 (4)
Na2—O10 <sup>ii</sup>	2.388 (3)	B3—Na2 <sup>v</sup>	3.046 (4)
Na2—O6 <sup>vi</sup>	2.550 (3)	B4—O9	1.337 (4)
Na2—O4 <sup>iii</sup>	2.618 (3)	B4—O6	1.369 (4)
Na2—O10	2.719 (3)	B4—O8	1.395 (4)
Na2—O8	2.859 (3)	B4—Na1 <sup>x</sup>	2.986 (4)
Na2—B5	2.879 (4)	B5—O10	1.305 (5)
Na2—B3 <sup>vi</sup>	2.996 (4)	B5—O7	1.388 (4)
Na2—B3 <sup>iii</sup>	3.046 (4)	B5—O8	1.405 (5)
Na2—Zn1 <sup>ii</sup>	3.2734 (14)	B5—Na3 <sup>x</sup>	2.862 (4)
Na2—Cd1 <sup>ii</sup>	3.2734 (14)	O1—Cd1 <sup>xi</sup>	2.000 (2)
Na3—O5 <sup>vii</sup>	2.273 (3)	O1—Zn1 <sup>xi</sup>	2.000 (2)
Na3—O9	2.361 (3)	O1—Na1 <sup>xii</sup>	2.310 (3)
Na3—O7 <sup>ii</sup>	2.438 (3)	O1—Na3 <sup>xiv</sup>	2.458 (3)
Na3—O1 <sup>vi</sup>	2.458 (3)	O2—Na2 <sup>xiv</sup>	2.355 (3)
Na3—O3 <sup>vii</sup>	2.786 (3)	O2—Na3 <sup>x</sup>	2.910 (3)
Na3—B5 <sup>ii</sup>	2.862 (4)	O3—Na1 <sup>v</sup>	2.700 (3)
Na3—O10 <sup>ii</sup>	2.868 (3)	O3—Na3 <sup>xiii</sup>	2.786 (3)
Na3—B2 <sup>vii</sup>	2.903 (4)	O4—Na2 <sup>v</sup>	2.618 (3)
Na3—O2 <sup>ii</sup>	2.910 (3)	O5—Cd1 <sup>v</sup>	1.974 (2)
Na3—Cd1 <sup>ii</sup>	3.2938 (16)	O5—Zn1 <sup>v</sup>	1.974 (2)



Na3—Zn1 <sup>ii</sup>	3.2938 (16)	O5—Na3 <sup>xiii</sup>	2.273 (3)
Na3—Na1 <sup>viii</sup>	3.4250 (19)	O6—Na2 <sup>v</sup>	2.381 (3)
Zn1—O5 <sup>iii</sup>	1.974 (2)	O6—Na2 <sup>xiv</sup>	2.550 (3)
Zn1—O9 <sup>vi</sup>	1.985 (2)	O7—Na3 <sup>x</sup>	2.438 (3)
Zn1—O10	2.000 (2)	O9—Cd1 <sup>xiv</sup>	1.985 (2)
Zn1—O1 <sup>ix</sup>	2.000 (2)	O9—Zn1 <sup>xiv</sup>	1.985 (2)
Zn1—Na2 <sup>x</sup>	3.2733 (14)	O9—Na1 <sup>x</sup>	2.404 (3)
Zn1—Na3 <sup>x</sup>	3.2938 (16)	O10—Na2 <sup>x</sup>	2.388 (3)
Zn1—Na3 <sup>vi</sup>	3.5382 (16)	O10—Na3 <sup>x</sup>	2.868 (3)
O1 <sup>i</sup> —Na1—O9 <sup>ii</sup>	115.21 (10)	O10 <sup>ii</sup> —Na3—Zn1 <sup>ii</sup>	37.07 (5)
O1 <sup>i</sup> —Na1—O4	97.12 (10)	B2 <sup>vii</sup> —Na3—Zn1 <sup>ii</sup>	125.68 (9)
O9 <sup>ii</sup> —Na1—O4	76.10 (9)	O2 <sup>ii</sup> —Na3—Zn1 <sup>ii</sup>	128.80 (7)
O1 <sup>i</sup> —Na1—O7	106.07 (10)	Cd1 <sup>ii</sup> —Na3—Zn1 <sup>ii</sup>	0.000 (13)
O9 <sup>ii</sup> —Na1—O7	119.81 (9)	O5 <sup>vii</sup> —Na3—Na1 <sup>viii</sup>	65.50 (8)
O4—Na1—O7	56.45 (8)	O9—Na3—Na1 <sup>viii</sup>	116.11 (8)
O1 <sup>i</sup> —Na1—O3 <sup>iii</sup>	91.64 (9)	O7 <sup>ii</sup> —Na3—Na1 <sup>viii</sup>	137.47 (8)
O9 <sup>ii</sup> —Na1—O3 <sup>iii</sup>	106.08 (10)	O1 <sup>vi</sup> —Na3—Na1 <sup>viii</sup>	42.40 (6)
O4—Na1—O3 <sup>iii</sup>	169.04 (9)	O3 <sup>vii</sup> —Na3—Na1 <sup>viii</sup>	50.25 (6)
O7—Na1—O3 <sup>iii</sup>	114.72 (9)	B5 <sup>ii</sup> —Na3—Na1 <sup>viii</sup>	131.86 (10)
O1 <sup>i</sup> —Na1—B4 <sup>ii</sup>	140.44 (12)	O10 <sup>ii</sup> —Na3—Na1 <sup>viii</sup>	107.87 (7)
O9 <sup>ii</sup> —Na1—B4 <sup>ii</sup>	25.95 (9)	B2 <sup>vii</sup> —Na3—Na1 <sup>viii</sup>	59.13 (9)
O4—Na1—B4 <sup>ii</sup>	71.88 (10)	O2 <sup>ii</sup> —Na3—Na1 <sup>viii</sup>	151.51 (7)
O7—Na1—B4 <sup>ii</sup>	98.98 (10)	Cd1 <sup>ii</sup> —Na3—Na1 <sup>viii</sup>	71.79 (4)
O3 <sup>iii</sup> —Na1—B4 <sup>ii</sup>	105.21 (10)	Zn1 <sup>ii</sup> —Na3—Na1 <sup>viii</sup>	71.79 (4)
O1 <sup>i</sup> —Na1—B1 <sup>i</sup>	24.80 (10)	O5 <sup>iii</sup> —Zn1—O9 <sup>vi</sup>	111.39 (10)
O9 <sup>ii</sup> —Na1—B1 <sup>i</sup>	91.57 (10)	O5 <sup>iii</sup> —Zn1—O10	103.73 (11)
O4—Na1—B1 <sup>i</sup>	99.30 (10)	O9 <sup>vi</sup> —Zn1—O10	112.42 (10)
O7—Na1—B1 <sup>i</sup>	127.81 (11)	O5 <sup>iii</sup> —Zn1—O1 <sup>ix</sup>	110.40 (9)
O3 <sup>iii</sup> —Na1—B1 <sup>i</sup>	91.42 (10)	O9 <sup>vi</sup> —Zn1—O1 <sup>ix</sup>	120.23 (10)
B4 <sup>ii</sup> —Na1—B1 <sup>i</sup>	117.46 (12)	O10—Zn1—O1 <sup>ix</sup>	96.64 (12)
O1 <sup>i</sup> —Na1—B3	104.34 (11)	O5 <sup>iii</sup> —Zn1—Na2 <sup>x</sup>	149.29 (8)
O9 <sup>ii</sup> —Na1—B3	97.50 (10)	O9 <sup>vi</sup> —Zn1—Na2 <sup>x</sup>	80.73 (7)
O4—Na1—B3	28.10 (9)	O10—Zn1—Na2 <sup>x</sup>	46.49 (8)
O7—Na1—B3	28.40 (9)	O1 <sup>ix</sup> —Zn1—Na2 <sup>x</sup>	84.43 (7)
O3 <sup>iii</sup> —Na1—B3	142.49 (10)	O5 <sup>iii</sup> —Zn1—Na3 <sup>x</sup>	89.10 (8)
B4 <sup>ii</sup> —Na1—B3	83.80 (11)	O9 <sup>vi</sup> —Zn1—Na3 <sup>x</sup>	159.51 (8)
B1 <sup>i</sup> —Na1—B3	117.05 (11)	O10—Zn1—Na3 <sup>x</sup>	59.81 (9)
O1 <sup>i</sup> —Na1—B2	73.94 (10)	O1 <sup>ix</sup> —Zn1—Na3 <sup>x</sup>	48.05 (8)
O9 <sup>ii</sup> —Na1—B2	78.20 (10)	Na2 <sup>x</sup> —Zn1—Na3 <sup>x</sup>	81.22 (3)
O4—Na1—B2	25.10 (8)	O5 <sup>iii</sup> —Zn1—Na3 <sup>vi</sup>	122.04 (8)
O7—Na1—B2	73.29 (9)	O9 <sup>vi</sup> —Zn1—Na3 <sup>vi</sup>	39.19 (7)
O3 <sup>iii</sup> —Na1—B2	165.25 (10)	O10—Zn1—Na3 <sup>vi</sup>	131.64 (8)
B4 <sup>ii</sup> —Na1—B2	84.87 (11)	O1 <sup>ix</sup> —Zn1—Na3 <sup>vi</sup>	82.34 (8)
B1 <sup>i</sup> —Na1—B2	74.22 (10)	Na2 <sup>x</sup> —Zn1—Na3 <sup>vi</sup>	85.61 (3)
B3—Na1—B2	47.84 (10)	Na3 <sup>x</sup> —Zn1—Na3 <sup>vi</sup>	129.47 (2)
O1 <sup>i</sup> —Na1—B2 <sup>iii</sup>	97.93 (10)	O5 <sup>iii</sup> —Zn1—Na1 <sup>iii</sup>	71.71 (8)
O9 <sup>ii</sup> —Na1—B2 <sup>iii</sup>	124.59 (10)	O9 <sup>vi</sup> —Zn1—Na1 <sup>iii</sup>	39.91 (7)

O4—Na1—B2 <sup>iii</sup>	144.44 (10)	O10—Zn1—Na1 <sup>iii</sup>	127.64 (9)
O7—Na1—B2 <sup>iii</sup>	88.40 (10)	O1 <sup>ix</sup> —Zn1—Na1 <sup>iii</sup>	134.71 (8)
O3 <sup>iii</sup> —Na1—B2 <sup>iii</sup>	26.37 (8)	Na2 <sup>x</sup> —Zn1—Na1 <sup>iii</sup>	117.39 (3)
B4 <sup>ii</sup> —Na1—B2 <sup>iii</sup>	113.11 (11)	Na3 <sup>x</sup> —Zn1—Na1 <sup>iii</sup>	160.39 (3)
B1 <sup>i</sup> —Na1—B2 <sup>iii</sup>	107.72 (11)	Na3 <sup>vi</sup> —Zn1—Na1 <sup>iii</sup>	62.20 (4)
B3—Na1—B2 <sup>iii</sup>	116.48 (11)	O5 <sup>iii</sup> —Zn1—Na2	83.43 (8)
B2—Na1—B2 <sup>iii</sup>	156.47 (6)	O9 <sup>vi</sup> —Zn1—Na2	79.97 (7)
O1 <sup>i</sup> —Na1—Na3 <sup>iv</sup>	45.83 (7)	O10—Zn1—Na2	48.75 (9)
O9 <sup>ii</sup> —Na1—Na3 <sup>iv</sup>	140.76 (8)	O1 <sup>ix</sup> —Zn1—Na2	145.37 (8)
O4—Na1—Na3 <sup>iv</sup>	131.83 (8)	Na2 <sup>x</sup> —Zn1—Na2	70.674 (14)
O7—Na1—Na3 <sup>iv</sup>	99.41 (7)	Na3 <sup>x</sup> —Zn1—Na2	103.02 (3)
O3 <sup>iii</sup> —Na1—Na3 <sup>iv</sup>	52.51 (6)	Na3 <sup>vi</sup> —Zn1—Na2	118.00 (3)
B4 <sup>ii</sup> —Na1—Na3 <sup>iv</sup>	155.89 (9)	Na1 <sup>iii</sup> —Zn1—Na2	79.33 (3)
B1 <sup>i</sup> —Na1—Na3 <sup>iv</sup>	60.76 (8)	O1—B1—O2	121.5 (3)
B3—Na1—Na3 <sup>iv</sup>	119.19 (9)	O1—B1—O3	120.0 (3)
B2—Na1—Na3 <sup>iv</sup>	115.38 (8)	O2—B1—O3	118.4 (3)
B2 <sup>iii</sup> —Na1—Na3 <sup>iv</sup>	52.17 (7)	O1—B1—Cd1 <sup>xi</sup>	42.59 (16)
O1 <sup>i</sup> —Na1—Cd1 <sup>v</sup>	90.77 (8)	O2—B1—Cd1 <sup>xi</sup>	78.9 (2)
O9 <sup>ii</sup> —Na1—Cd1 <sup>v</sup>	31.99 (6)	O3—B1—Cd1 <sup>xi</sup>	162.6 (2)
O4—Na1—Cd1 <sup>v</sup>	56.75 (6)	O1—B1—Na1 <sup>xii</sup>	46.55 (16)
O7—Na1—Cd1 <sup>v</sup>	112.43 (7)	O2—B1—Na1 <sup>xii</sup>	155.6 (3)
O3 <sup>iii</sup> —Na1—Cd1 <sup>v</sup>	129.97 (8)	O3—B1—Na1 <sup>xii</sup>	78.18 (18)
B4 <sup>ii</sup> —Na1—Cd1 <sup>v</sup>	50.97 (8)	Cd1 <sup>xi</sup> —B1—Na1 <sup>xii</sup>	85.80 (11)
B1 <sup>i</sup> —Na1—Cd1 <sup>v</sup>	72.05 (8)	O5—B2—O4	123.4 (3)
B3—Na1—Cd1 <sup>v</sup>	84.23 (8)	O5—B2—O3	117.4 (3)
B2—Na1—Cd1 <sup>v</sup>	49.21 (8)	O4—B2—O3	119.1 (3)
B2 <sup>iii</sup> —Na1—Cd1 <sup>v</sup>	154.29 (9)	O5—B2—Na3 <sup>xiii</sup>	49.29 (16)
Na3 <sup>iv</sup> —Na1—Cd1 <sup>v</sup>	132.69 (5)	O4—B2—Na3 <sup>xiii</sup>	163.5 (3)
O2 <sup>vi</sup> —Na2—O6 <sup>iii</sup>	97.04 (9)	O3—B2—Na3 <sup>xiii</sup>	71.11 (17)
O2 <sup>vi</sup> —Na2—O10 <sup>ii</sup>	91.24 (9)	O5—B2—Na1	94.0 (2)
O6 <sup>iii</sup> —Na2—O10 <sup>ii</sup>	72.03 (10)	O4—B2—Na1	50.05 (18)
O2 <sup>vi</sup> —Na2—O6 <sup>vi</sup>	58.16 (8)	O3—B2—Na1	130.0 (2)
O6 <sup>iii</sup> —Na2—O6 <sup>vi</sup>	107.46 (9)	Na3 <sup>xiii</sup> —B2—Na1	113.46 (13)
O10 <sup>ii</sup> —Na2—O6 <sup>vi</sup>	149.35 (10)	O5—B2—Na1 <sup>v</sup>	81.3 (2)
O2 <sup>vi</sup> —Na2—O4 <sup>iii</sup>	131.20 (9)	O4—B2—Na1 <sup>v</sup>	127.3 (2)
O6 <sup>iii</sup> —Na2—O4 <sup>iii</sup>	56.51 (8)	O3—B2—Na1 <sup>v</sup>	58.45 (19)
O10 <sup>ii</sup> —Na2—O4 <sup>iii</sup>	113.25 (11)	Na3 <sup>xiii</sup> —B2—Na1 <sup>v</sup>	68.70 (10)
O6 <sup>vi</sup> —Na2—O4 <sup>iii</sup>	89.07 (8)	Na1—B2—Na1 <sup>v</sup>	171.50 (14)
O2 <sup>vi</sup> —Na2—O10	105.86 (10)	O4—B3—O2	110.6 (3)
O6 <sup>iii</sup> —Na2—O10	143.33 (9)	O4—B3—O7	109.8 (3)
O10 <sup>ii</sup> —Na2—O10	134.11 (12)	O2—B3—O7	109.4 (3)
O6 <sup>vi</sup> —Na2—O10	64.21 (8)	O4—B3—O6	107.9 (3)
O4 <sup>iii</sup> —Na2—O10	87.01 (8)	O2—B3—O6	108.8 (3)
O2 <sup>vi</sup> —Na2—O8	92.59 (8)	O7—B3—O6	110.4 (3)
O6 <sup>iii</sup> —Na2—O8	158.52 (10)	O4—B3—Na2 <sup>xiv</sup>	125.4 (2)
O10 <sup>ii</sup> —Na2—O8	88.67 (10)	O2—B3—Na2 <sup>xiv</sup>	50.56 (15)
O6 <sup>vi</sup> —Na2—O8	93.94 (9)	O7—B3—Na2 <sup>xiv</sup>	124.7 (2)
O4 <sup>iii</sup> —Na2—O8	127.59 (8)	O6—B3—Na2 <sup>xiv</sup>	58.25 (17)

O10—Na2—O8	49.20 (7)	O4—B3—Na2 <sup>v</sup>	59.21 (16)
O2 <sup>vi</sup> —Na2—B5	112.63 (11)	O2—B3—Na2 <sup>v</sup>	115.0 (2)
O6 <sup>iii</sup> —Na2—B5	150.29 (11)	O7—B3—Na2 <sup>v</sup>	135.3 (2)
O10 <sup>ii</sup> —Na2—B5	107.34 (12)	O6—B3—Na2 <sup>v</sup>	49.90 (16)
O6 <sup>vi</sup> —Na2—B5	88.01 (11)	Na2 <sup>xiv</sup> —B3—Na2 <sup>v</sup>	82.25 (9)
O4 <sup>iii</sup> —Na2—B5	99.84 (10)	O4—B3—Na1	52.99 (16)
O10—Na2—B5	26.77 (10)	O2—B3—Na1	129.7 (2)
O8—Na2—B5	28.35 (9)	O7—B3—Na1	56.95 (17)
O2 <sup>vi</sup> —Na2—B3 <sup>vi</sup>	28.77 (9)	O6—B3—Na1	121.4 (2)
O6 <sup>iii</sup> —Na2—B3 <sup>vi</sup>	103.60 (10)	Na2 <sup>xiv</sup> —B3—Na1	178.31 (15)
O10 <sup>ii</sup> —Na2—B3 <sup>vi</sup>	119.98 (10)	Na2 <sup>v</sup> —B3—Na1	96.30 (12)
O6 <sup>vi</sup> —Na2—B3 <sup>vi</sup>	29.39 (8)	O9—B4—O6	123.6 (3)
O4 <sup>iii</sup> —Na2—B3 <sup>vi</sup>	111.57 (10)	O9—B4—O8	118.8 (3)
O10—Na2—B3 <sup>vi</sup>	85.15 (10)	O6—B4—O8	117.6 (3)
O8—Na2—B3 <sup>vi</sup>	94.07 (10)	O9—B4—Na1 <sup>x</sup>	51.91 (17)
B5—Na2—B3 <sup>vi</sup>	102.00 (12)	O6—B4—Na1 <sup>x</sup>	142.0 (3)
O2 <sup>vi</sup> —Na2—B3 <sup>iii</sup>	119.08 (10)	O8—B4—Na1 <sup>x</sup>	79.6 (2)
O6 <sup>iii</sup> —Na2—B3 <sup>iii</sup>	28.21 (9)	O10—B5—O7	123.2 (3)
O10 <sup>ii</sup> —Na2—B3 <sup>iii</sup>	90.05 (11)	O10—B5—O8	118.1 (3)
O6 <sup>vi</sup> —Na2—B3 <sup>iii</sup>	102.95 (10)	O7—B5—O8	118.7 (3)
O4 <sup>iii</sup> —Na2—B3 <sup>iii</sup>	28.77 (8)	O10—B5—Na3 <sup>x</sup>	77.1 (2)
O10—Na2—B3 <sup>iii</sup>	115.71 (10)	O7—B5—Na3 <sup>x</sup>	58.31 (18)
O8—Na2—B3 <sup>iii</sup>	148.33 (10)	O8—B5—Na3 <sup>x</sup>	143.4 (3)
B5—Na2—B3 <sup>iii</sup>	124.77 (12)	O10—B5—Na2	69.8 (2)
B3 <sup>vi</sup> —Na2—B3 <sup>iii</sup>	113.74 (13)	O7—B5—Na2	124.7 (3)
O2 <sup>vi</sup> —Na2—Zn1 <sup>ii</sup>	58.06 (6)	O8—B5—Na2	75.0 (2)
O6 <sup>iii</sup> —Na2—Zn1 <sup>ii</sup>	64.38 (6)	Na3 <sup>x</sup> —B5—Na2	139.48 (16)
O10 <sup>ii</sup> —Na2—Zn1 <sup>ii</sup>	37.41 (6)	B1—O1—Cd1 <sup>xi</sup>	110.6 (2)
O6 <sup>vi</sup> —Na2—Zn1 <sup>ii</sup>	113.47 (7)	B1—O1—Zn1 <sup>xi</sup>	110.6 (2)
O4 <sup>iii</sup> —Na2—Zn1 <sup>ii</sup>	120.70 (7)	Cd1 <sup>xi</sup> —O1—Zn1 <sup>xi</sup>	0.00 (2)
O10—Na2—Zn1 <sup>ii</sup>	152.26 (7)	B1—O1—Na1 <sup>xii</sup>	108.6 (2)
O8—Na2—Zn1 <sup>ii</sup>	105.74 (6)	Cd1 <sup>xi</sup> —O1—Na1 <sup>xii</sup>	132.05 (12)
B5—Na2—Zn1 <sup>ii</sup>	132.99 (9)	Zn1 <sup>xi</sup> —O1—Na1 <sup>xii</sup>	132.05 (12)
B3 <sup>vi</sup> —Na2—Zn1 <sup>ii</sup>	85.32 (8)	B1—O1—Na3 <sup>xiv</sup>	116.3 (2)
B3 <sup>iii</sup> —Na2—Zn1 <sup>ii</sup>	91.96 (8)	Cd1 <sup>xi</sup> —O1—Na3 <sup>xiv</sup>	94.70 (10)
O2 <sup>vi</sup> —Na2—Cd1 <sup>ii</sup>	58.06 (6)	Zn1 <sup>xi</sup> —O1—Na3 <sup>xiv</sup>	94.70 (10)
O6 <sup>iii</sup> —Na2—Cd1 <sup>ii</sup>	64.38 (6)	Na1 <sup>xii</sup> —O1—Na3 <sup>xiv</sup>	91.77 (10)
O10 <sup>ii</sup> —Na2—Cd1 <sup>ii</sup>	37.41 (6)	B1—O2—B3	124.8 (3)
O6 <sup>vi</sup> —Na2—Cd1 <sup>ii</sup>	113.47 (7)	B1—O2—Na2 <sup>xiv</sup>	116.0 (2)
O4 <sup>iii</sup> —Na2—Cd1 <sup>ii</sup>	120.70 (7)	B3—O2—Na2 <sup>xiv</sup>	100.66 (18)
O10—Na2—Cd1 <sup>ii</sup>	152.26 (7)	B1—O2—Na3 <sup>x</sup>	102.4 (2)
O8—Na2—Cd1 <sup>ii</sup>	105.74 (6)	B3—O2—Na3 <sup>x</sup>	88.90 (18)
B5—Na2—Cd1 <sup>ii</sup>	132.99 (9)	Na2 <sup>xiv</sup> —O2—Na3 <sup>x</sup>	122.91 (10)
B3 <sup>vi</sup> —Na2—Cd1 <sup>ii</sup>	85.32 (8)	B1—O3—B2	120.8 (3)
B3 <sup>iii</sup> —Na2—Cd1 <sup>ii</sup>	91.96 (8)	B1—O3—Na1 <sup>v</sup>	116.1 (2)
Zn1 <sup>ii</sup> —Na2—Cd1 <sup>ii</sup>	0.000 (14)	B2—O3—Na1 <sup>v</sup>	95.2 (2)
O5 <sup>vii</sup> —Na3—O9	115.10 (10)	B1—O3—Na3 <sup>xiii</sup>	151.4 (2)
O5 <sup>vii</sup> —Na3—O7 <sup>ii</sup>	103.02 (10)	B2—O3—Na3 <sup>xiii</sup>	80.35 (18)

O9—Na3—O7 <sup>ii</sup>	105.90 (9)	Na1 <sup>v</sup> —O3—Na3 <sup>xiii</sup>	77.25 (7)
O5 <sup>vii</sup> —Na3—O1 <sup>vi</sup>	104.47 (10)	B2—O4—B3	124.8 (3)
O9—Na3—O1 <sup>vi</sup>	114.00 (10)	B2—O4—Na1	104.9 (2)
O7 <sup>ii</sup> —Na3—O1 <sup>vi</sup>	114.05 (9)	B3—O4—Na1	98.91 (19)
O5 <sup>vii</sup> —Na3—O3 <sup>vii</sup>	53.80 (8)	B2—O4—Na2 <sup>v</sup>	110.9 (2)
O9—Na3—O3 <sup>vii</sup>	78.04 (8)	B3—O4—Na2 <sup>v</sup>	92.02 (17)
O7 <sup>ii</sup> —Na3—O3 <sup>vii</sup>	153.61 (9)	Na1—O4—Na2 <sup>v</sup>	126.59 (10)
O1 <sup>vi</sup> —Na3—O3 <sup>vii</sup>	86.56 (8)	B2—O5—Cd1 <sup>v</sup>	115.8 (2)
O5 <sup>vii</sup> —Na3—B5 <sup>ii</sup>	130.19 (12)	B2—O5—Zn1 <sup>v</sup>	115.8 (2)
O9—Na3—B5 <sup>ii</sup>	97.75 (11)	Cd1 <sup>v</sup> —O5—Zn1 <sup>v</sup>	0.00 (2)
O7 <sup>ii</sup> —Na3—B5 <sup>ii</sup>	28.97 (10)	B2—O5—Na3 <sup>xiii</sup>	104.5 (2)
O1 <sup>vi</sup> —Na3—B5 <sup>ii</sup>	93.86 (11)	Cd1 <sup>v</sup> —O5—Na3 <sup>xiii</sup>	139.36 (13)
O3 <sup>vii</sup> —Na3—B5 <sup>ii</sup>	175.52 (12)	Zn1 <sup>v</sup> —O5—Na3 <sup>xiii</sup>	139.36 (13)
O5 <sup>vii</sup> —Na3—O10 <sup>ii</sup>	138.30 (11)	B4—O6—B3	126.3 (3)
O9—Na3—O10 <sup>ii</sup>	104.76 (9)	B4—O6—Na2 <sup>v</sup>	117.1 (2)
O7 <sup>ii</sup> —Na3—O10 <sup>ii</sup>	52.28 (8)	B3—O6—Na2 <sup>v</sup>	101.9 (2)
O1 <sup>vi</sup> —Na3—O10 <sup>ii</sup>	67.74 (8)	B4—O6—Na2 <sup>xiv</sup>	108.2 (2)
O3 <sup>vii</sup> —Na3—O10 <sup>ii</sup>	153.17 (9)	B3—O6—Na2 <sup>xiv</sup>	92.4 (2)
B5 <sup>ii</sup> —Na3—O10 <sup>ii</sup>	26.34 (9)	Na2 <sup>v</sup> —O6—Na2 <sup>xiv</sup>	107.36 (9)
O5 <sup>vii</sup> —Na3—B2 <sup>vii</sup>	26.19 (10)	B5—O7—B3	122.4 (3)
O9—Na3—B2 <sup>vii</sup>	94.07 (11)	B5—O7—Na3 <sup>x</sup>	92.7 (2)
O7 <sup>ii</sup> —Na3—B2 <sup>vii</sup>	126.07 (11)	B3—O7—Na3 <sup>x</sup>	109.2 (2)
O1 <sup>vi</sup> —Na3—B2 <sup>vii</sup>	101.45 (11)	B5—O7—Na1	122.1 (2)
O3 <sup>vii</sup> —Na3—B2 <sup>vii</sup>	28.54 (9)	B3—O7—Na1	94.7 (2)
B5 <sup>ii</sup> —Na3—B2 <sup>vii</sup>	154.88 (13)	Na3 <sup>x</sup> —O7—Na1	116.90 (9)
O10 <sup>ii</sup> —Na3—B2 <sup>vii</sup>	160.82 (11)	B4—O8—B5	121.3 (3)
O5 <sup>vii</sup> —Na3—O2 <sup>ii</sup>	86.75 (9)	B4—O8—Na2	134.1 (2)
O9—Na3—O2 <sup>ii</sup>	68.73 (8)	B5—O8—Na2	76.6 (2)
O7 <sup>ii</sup> —Na3—O2 <sup>ii</sup>	52.31 (8)	B4—O9—Cd1 <sup>xiv</sup>	117.9 (2)
O1 <sup>vi</sup> —Na3—O2 <sup>ii</sup>	164.75 (9)	B4—O9—Zn1 <sup>xiv</sup>	117.9 (2)
O3 <sup>vii</sup> —Na3—O2 <sup>ii</sup>	108.55 (8)	Cd1 <sup>xiv</sup> —O9—Zn1 <sup>xiv</sup>	0.00 (2)
B5 <sup>ii</sup> —Na3—O2 <sup>ii</sup>	70.91 (10)	B4—O9—Na3	117.2 (2)
O10 <sup>ii</sup> —Na3—O2 <sup>ii</sup>	97.01 (8)	Cd1 <sup>xiv</sup> —O9—Na3	108.72 (10)
B2 <sup>vii</sup> —Na3—O2 <sup>ii</sup>	93.16 (11)	Zn1 <sup>xiv</sup> —O9—Na3	108.72 (10)
O5 <sup>vii</sup> —Na3—Cd1 <sup>ii</sup>	112.99 (8)	B4—O9—Na1 <sup>x</sup>	102.1 (2)
O9—Na3—Cd1 <sup>ii</sup>	129.54 (8)	Cd1 <sup>xiv</sup> —O9—Na1 <sup>x</sup>	108.10 (11)
O7 <sup>ii</sup> —Na3—Cd1 <sup>ii</sup>	76.84 (7)	Zn1 <sup>xiv</sup> —O9—Na1 <sup>x</sup>	108.10 (11)
O1 <sup>vi</sup> —Na3—Cd1 <sup>ii</sup>	37.25 (6)	Na3—O9—Na1 <sup>x</sup>	100.64 (9)
O3 <sup>vii</sup> —Na3—Cd1 <sup>ii</sup>	121.39 (7)	B5—O10—Zn1	139.4 (3)
B5 <sup>ii</sup> —Na3—Cd1 <sup>ii</sup>	60.18 (9)	B5—O10—Na2 <sup>x</sup>	123.5 (2)
O10 <sup>ii</sup> —Na3—Cd1 <sup>ii</sup>	37.07 (5)	Zn1—O10—Na2 <sup>x</sup>	96.10 (10)
B2 <sup>vii</sup> —Na3—Cd1 <sup>ii</sup>	125.68 (9)	B5—O10—Na2	83.5 (2)
O2 <sup>ii</sup> —Na3—Cd1 <sup>ii</sup>	128.80 (7)	Zn1—O10—Na2	97.68 (11)
O5 <sup>vii</sup> —Na3—Zn1 <sup>ii</sup>	112.99 (8)	Na2 <sup>x</sup> —O10—Na2	102.02 (10)
O9—Na3—Zn1 <sup>ii</sup>	129.54 (8)	B5—O10—Na3 <sup>x</sup>	76.6 (2)
O7 <sup>ii</sup> —Na3—Zn1 <sup>ii</sup>	76.84 (7)	Zn1—O10—Na3 <sup>x</sup>	83.12 (10)
O1 <sup>vi</sup> —Na3—Zn1 <sup>ii</sup>	37.25 (6)	Na2 <sup>x</sup> —O10—Na3 <sup>x</sup>	108.52 (12)

O3 <sup>vii</sup> —Na3—Zn1 <sup>ii</sup>	121.39 (7)	Na2—O10—Na3 <sup>x</sup>	149.21 (11)
B5 <sup>ii</sup> —Na3—Zn1 <sup>ii</sup>	60.18 (9)		

Symmetry codes: (i)  $x+1/2, -y+1/2, -z$ ; (ii)  $x+1/2, y, -z+1/2$ ; (iii)  $-x+3/2, y+1/2, z$ ; (iv)  $-x+3/2, -y+1, z-1/2$ ; (v)  $-x+3/2, y-1/2, z$ ; (vi)  $-x+1, y+1/2, -z+1/2$ ; (vii)  $x, -y+1/2, z+1/2$ ; (viii)  $-x+3/2, -y+1, z+1/2$ ; (ix)  $-x+1/2, y+1/2, z$ ; (x)  $x-1/2, y, -z+1/2$ ; (xi)  $-x+1/2, y-1/2, z$ ; (xii)  $x-1/2, -y+1/2, -z$ ; (xiii)  $x, -y+1/2, z-1/2$ ; (xiv)  $-x+1, y-1/2, -z+1/2$ .

### Trisodium zinc magnesium pentaborate (II)

#### Crystal data

Na<sub>3</sub>Zn<sub>0.845</sub>Mg<sub>0.155</sub>B<sub>5</sub>O<sub>10</sub>

$M_r = 342.03$

Orthorhombic, *Pbca*

$a = 7.8931$  (12) Å

$b = 12.2555$  (12) Å

$c = 18.0874$  (11) Å

$V = 1749.7$  (3) Å<sup>3</sup>

$Z = 8$

$F(000) = 1321.7$

$D_x = 2.597$  Mg m<sup>-3</sup>

Mo  $K\alpha$  radiation,  $\lambda = 0.71073$  Å

Cell parameters from 25 reflections

$\theta = 10.2$ – $22.2^\circ$

$\mu = 2.60$  mm<sup>-1</sup>

$T = 293$  K

Prism, colorless

$0.30 \times 0.20 \times 0.20$  mm

#### Data collection

Rigaku AFC-7R

diffractometer

Radiation source: fine-focus sealed tube

$2\theta - \omega$  scans

Absorption correction:  $\psi$  scan

(Kopfmann & Huber, 1968)

$T_{\min} = 0.532$ ,  $T_{\max} = 0.603$

2982 measured reflections

2542 independent reflections

1496 reflections with  $I > 2\sigma(I)$

$R_{\text{int}} = 0.053$

$\theta_{\max} = 30.0^\circ$ ,  $\theta_{\min} = 2.3^\circ$

$h = 0 \rightarrow 11$

$k = 0 \rightarrow 17$

$l = 0 \rightarrow 25$

3 standard reflections every 150 reflections

intensity decay: 1.8%

#### Refinement

Refinement on  $F^2$

Least-squares matrix: full

$R[F^2 > 2\sigma(F^2)] = 0.044$

$wR(F^2) = 0.113$

$S = 0.87$

2542 reflections

173 parameters

0 restraints

$w = 1/[\sigma^2(F_o^2) + (0.0554P)^2]$

where  $P = (F_o^2 + 2F_c^2)/3$

$(\Delta/\sigma)_{\max} < 0.001$

$\Delta\rho_{\max} = 1.59$  e Å<sup>-3</sup>

$\Delta\rho_{\min} = -0.70$  e Å<sup>-3</sup>

#### Special details

**Geometry.** All esds (except the esd in the dihedral angle between two l.s. planes) are estimated using the full covariance matrix. The cell esds are taken into account individually in the estimation of esds in distances, angles and torsion angles; correlations between esds in cell parameters are only used when they are defined by crystal symmetry. An approximate (isotropic) treatment of cell esds is used for estimating esds involving l.s. planes.

#### Fractional atomic coordinates and isotropic or equivalent isotropic displacement parameters (Å<sup>2</sup>)

	<i>x</i>	<i>y</i>	<i>z</i>	$U_{\text{iso}}^*/U_{\text{eq}}$	Occ. (<1)
Na1	0.8316 (2)	0.41813 (15)	0.07839 (9)	0.0239 (4)	
Na2	0.6897 (2)	0.65191 (14)	0.25456 (9)	0.0206 (4)	
Na3	0.7931 (2)	0.42713 (14)	0.42996 (9)	0.0200 (4)	
Zn1	0.42299 (6)	0.67666 (4)	0.09703 (3)	0.01104 (14)	0.845 (5)
Mg1	0.42299 (6)	0.67666 (4)	0.09703 (3)	0.01104 (14)	0.155 (5)

B1	0.4227 (6)	0.1568 (3)	0.0748 (2)	0.0130 (8)
B2	0.7313 (6)	0.1729 (4)	0.0738 (2)	0.0152 (9)
B3	0.5641 (6)	0.2867 (4)	0.1632 (2)	0.0125 (8)
B4	0.5572 (5)	0.3497 (4)	0.2970 (2)	0.0128 (8)
B5	0.4890 (6)	0.4793 (4)	0.1982 (2)	0.0159 (9)
O1	0.2775 (3)	0.1191 (2)	0.04430 (15)	0.0143 (6)
O2	0.4175 (3)	0.2267 (2)	0.13508 (15)	0.0159 (6)
O3	0.5784 (4)	0.1245 (2)	0.04716 (15)	0.0174 (6)
O4	0.7209 (4)	0.2457 (2)	0.13007 (15)	0.0180 (6)
O5	0.8743 (4)	0.1431 (3)	0.04167 (16)	0.0209 (7)
O6	0.5735 (4)	0.2706 (2)	0.24378 (14)	0.0158 (6)
O7	0.5439 (4)	0.4035 (2)	0.14602 (14)	0.0168 (6)
O8	0.5099 (5)	0.4543 (2)	0.27360 (15)	0.0283 (8)
O9	0.5753 (3)	0.3304 (2)	0.36922 (13)	0.0140 (5)
O10	0.4240 (4)	0.5735 (2)	0.17972 (16)	0.0247 (7)

*Atomic displacement parameters (Å<sup>2</sup>)*

	$U^{11}$	$U^{22}$	$U^{33}$	$U^{12}$	$U^{13}$	$U^{23}$
Na1	0.0291 (10)	0.0218 (9)	0.0206 (9)	−0.0003 (8)	−0.0034 (7)	0.0017 (7)
Na2	0.0211 (9)	0.0221 (8)	0.0186 (8)	−0.0020 (7)	0.0004 (7)	−0.0022 (7)
Na3	0.0235 (9)	0.0211 (9)	0.0154 (7)	0.0011 (8)	−0.0026 (7)	0.0019 (6)
Zn1	0.0112 (2)	0.0106 (2)	0.0112 (2)	−0.0005 (2)	0.0001 (2)	−0.00064 (19)
Mg1	0.0112 (2)	0.0106 (2)	0.0112 (2)	−0.0005 (2)	0.0001 (2)	−0.00064 (19)
B1	0.0127 (18)	0.015 (2)	0.0114 (17)	0.0013 (18)	0.0066 (17)	−0.0031 (14)
B2	0.019 (2)	0.012 (2)	0.0146 (18)	0.0023 (18)	0.0120 (17)	−0.0025 (17)
B3	0.017 (2)	0.0116 (17)	0.0086 (17)	0.0032 (17)	−0.0014 (17)	0.0005 (14)
B4	0.0098 (19)	0.0127 (19)	0.016 (2)	0.0025 (16)	−0.0006 (16)	−0.0045 (15)
B5	0.024 (2)	0.012 (2)	0.011 (2)	0.0034 (18)	−0.0028 (18)	−0.0025 (16)
O1	0.0121 (13)	0.0150 (14)	0.0159 (13)	−0.0008 (11)	0.0042 (11)	−0.0058 (11)
O2	0.0134 (13)	0.0197 (14)	0.0147 (13)	−0.0020 (12)	−0.0010 (12)	−0.0088 (11)
O3	0.0114 (12)	0.0239 (15)	0.0170 (13)	0.0023 (13)	0.0021 (12)	−0.0112 (11)
O4	0.0150 (14)	0.0187 (14)	0.0204 (14)	−0.0008 (12)	−0.0003 (12)	−0.0088 (12)
O5	0.0128 (13)	0.0301 (16)	0.0197 (15)	0.0046 (12)	0.0005 (12)	−0.0089 (13)
O6	0.0278 (15)	0.0098 (12)	0.0100 (12)	0.0043 (12)	−0.0002 (12)	−0.0011 (10)
O7	0.0285 (17)	0.0107 (13)	0.0112 (12)	0.0022 (11)	−0.0014 (11)	−0.0003 (10)
O8	0.058 (2)	0.0135 (14)	0.0133 (14)	0.0107 (15)	−0.0080 (15)	−0.0036 (12)
O9	0.0204 (13)	0.0116 (13)	0.0101 (12)	−0.0002 (12)	−0.0023 (11)	0.0004 (10)
O10	0.0411 (19)	0.0148 (13)	0.0181 (14)	0.0109 (15)	0.0040 (15)	0.0050 (11)

*Geometric parameters (Å, °)*

Na1—O1 <sup>i</sup>	2.305 (3)	B1—O3	1.384 (5)
Na1—O9 <sup>ii</sup>	2.399 (3)	B1—O2	1.388 (5)
Na1—O4	2.470 (3)	B1—Mg1 <sup>xi</sup>	2.769 (5)
Na1—O7	2.586 (3)	B1—Na1 <sup>xii</sup>	3.006 (5)
Na1—O3 <sup>iii</sup>	2.687 (3)	B2—O5	1.321 (5)
Na1—B4 <sup>ii</sup>	2.992 (5)	B2—O4	1.357 (5)

Na1—B1 <sup>i</sup>	3.006 (5)	B2—O3	1.428 (5)
Na1—B3	3.067 (5)	B2—Mg1 <sup>v</sup>	2.762 (5)
Na1—B2	3.110 (5)	B2—Na3 <sup>xiii</sup>	2.916 (4)
Na1—B2 <sup>iii</sup>	3.162 (5)	B2—Na1 <sup>v</sup>	3.162 (5)
Na1—Na3 <sup>iv</sup>	3.431 (2)	B3—O2	1.462 (5)
Na1—Zn1 <sup>v</sup>	3.5530 (18)	B3—O4	1.464 (5)
Na2—O2 <sup>vi</sup>	2.354 (3)	B3—O6	1.473 (5)
Na2—O6 <sup>iii</sup>	2.377 (3)	B3—O7	1.474 (5)
Na2—O10 <sup>ii</sup>	2.399 (4)	B3—Na2 <sup>xiv</sup>	2.992 (5)
Na2—O6 <sup>vi</sup>	2.536 (3)	B3—Na2 <sup>v</sup>	3.039 (5)
Na2—O4 <sup>iii</sup>	2.625 (3)	B4—O9	1.335 (5)
Na2—O10	2.675 (4)	B4—O6	1.372 (5)
Na2—O8	2.828 (4)	B4—O8	1.400 (5)
Na2—B5	2.832 (5)	B4—Mg1 <sup>xiv</sup>	2.863 (5)
Na2—B3 <sup>vi</sup>	2.992 (5)	B4—Na1 <sup>x</sup>	2.992 (5)
Na2—B3 <sup>iii</sup>	3.039 (5)	B5—O10	1.307 (5)
Na2—Zn1 <sup>ii</sup>	3.2693 (17)	B5—O7	1.393 (5)
Na2—Mg1 <sup>ii</sup>	3.2693 (17)	B5—O8	1.407 (5)
Na3—O5 <sup>vii</sup>	2.288 (3)	B5—Na3 <sup>x</sup>	2.859 (5)
Na3—O9	2.360 (3)	O1—Mg1 <sup>xi</sup>	1.978 (3)
Na3—O7 <sup>ii</sup>	2.427 (3)	O1—Zn1 <sup>xi</sup>	1.978 (3)
Na3—O1 <sup>vi</sup>	2.462 (3)	O1—Na1 <sup>xiii</sup>	2.305 (3)
Na3—O3 <sup>vii</sup>	2.787 (3)	O1—Na3 <sup>xiv</sup>	2.462 (3)
Na3—B5 <sup>ii</sup>	2.859 (5)	O2—Na2 <sup>xiv</sup>	2.354 (3)
Na3—O10 <sup>ii</sup>	2.867 (4)	O2—Na3 <sup>x</sup>	2.895 (3)
Na3—O2 <sup>ii</sup>	2.895 (3)	O3—Na1 <sup>v</sup>	2.687 (3)
Na3—B2 <sup>vii</sup>	2.916 (4)	O3—Na3 <sup>xiii</sup>	2.787 (3)
Na3—Mg1 <sup>ii</sup>	3.2620 (18)	O4—Na2 <sup>v</sup>	2.625 (3)
Na3—Zn1 <sup>ii</sup>	3.2620 (18)	O5—Mg1 <sup>v</sup>	1.932 (3)
Na3—Na1 <sup>viii</sup>	3.431 (2)	O5—Zn1 <sup>v</sup>	1.932 (3)
Zn1—O5 <sup>iii</sup>	1.932 (3)	O5—Na3 <sup>xiii</sup>	2.288 (3)
Zn1—O10	1.958 (3)	O6—Na2 <sup>v</sup>	2.377 (3)
Zn1—O1 <sup>ix</sup>	1.978 (3)	O6—Na2 <sup>xiv</sup>	2.536 (3)
Zn1—O9 <sup>vi</sup>	1.980 (3)	O7—Na3 <sup>x</sup>	2.427 (3)
Zn1—Na3 <sup>x</sup>	3.2620 (18)	O9—Mg1 <sup>xiv</sup>	1.980 (3)
Zn1—Na2 <sup>x</sup>	3.2692 (17)	O9—Zn1 <sup>xiv</sup>	1.980 (3)
Zn1—Na3 <sup>vi</sup>	3.5456 (18)	O9—Na1 <sup>x</sup>	2.399 (3)
Zn1—Na1 <sup>iii</sup>	3.5530 (19)	O10—Na2 <sup>x</sup>	2.399 (4)
B1—O1	1.353 (5)	O10—Na3 <sup>x</sup>	2.867 (4)
O1 <sup>i</sup> —Na1—O9 <sup>ii</sup>	116.11 (11)	O9—Na3—Na1 <sup>viii</sup>	115.65 (9)
O1 <sup>i</sup> —Na1—O4	97.45 (11)	O7 <sup>ii</sup> —Na3—Na1 <sup>viii</sup>	137.98 (10)
O9 <sup>ii</sup> —Na1—O4	75.55 (10)	O1 <sup>vi</sup> —Na3—Na1 <sup>viii</sup>	42.18 (7)
O1 <sup>i</sup> —Na1—O7	106.21 (11)	O3 <sup>vii</sup> —Na3—Na1 <sup>viii</sup>	49.89 (7)
O9 <sup>ii</sup> —Na1—O7	119.10 (11)	B5 <sup>ii</sup> —Na3—Na1 <sup>viii</sup>	131.76 (11)
O4—Na1—O7	56.72 (10)	O10 <sup>ii</sup> —Na3—Na1 <sup>viii</sup>	107.39 (8)
O1 <sup>i</sup> —Na1—O3 <sup>iii</sup>	91.88 (10)	O2 <sup>ii</sup> —Na3—Na1 <sup>viii</sup>	152.15 (8)
O9 <sup>ii</sup> —Na1—O3 <sup>iii</sup>	107.04 (11)	B2 <sup>vii</sup> —Na3—Na1 <sup>viii</sup>	59.09 (10)

O4—Na1—O3 <sup>iii</sup>	168.01 (11)	Mg1 <sup>ii</sup> —Na3—Na1 <sup>viii</sup>	71.89 (5)
O7—Na1—O3 <sup>iii</sup>	113.37 (11)	Zn1 <sup>ii</sup> —Na3—Na1 <sup>viii</sup>	71.89 (5)
O1 <sup>i</sup> —Na1—B4 <sup>ii</sup>	141.23 (13)	O5 <sup>iii</sup> —Zn1—O10	104.78 (13)
O9 <sup>ii</sup> —Na1—B4 <sup>ii</sup>	25.79 (10)	O5 <sup>iii</sup> —Zn1—O1 <sup>ix</sup>	109.67 (11)
O4—Na1—B4 <sup>ii</sup>	71.67 (11)	O10—Zn1—O1 <sup>ix</sup>	98.11 (13)
O7—Na1—B4 <sup>ii</sup>	98.45 (11)	O5 <sup>iii</sup> —Zn1—O9 <sup>vi</sup>	110.90 (12)
O3 <sup>iii</sup> —Na1—B4 <sup>ii</sup>	105.36 (12)	O10—Zn1—O9 <sup>vi</sup>	112.24 (11)
O1 <sup>i</sup> —Na1—B1 <sup>i</sup>	25.40 (11)	O1 <sup>ix</sup> —Zn1—O9 <sup>vi</sup>	119.58 (11)
O9 <sup>ii</sup> —Na1—B1 <sup>i</sup>	92.03 (12)	O5 <sup>iii</sup> —Zn1—Na3 <sup>x</sup>	89.02 (10)
O4—Na1—B1 <sup>i</sup>	99.92 (12)	O10—Zn1—Na3 <sup>x</sup>	60.69 (10)
O7—Na1—B1 <sup>i</sup>	128.69 (12)	O1 <sup>ix</sup> —Zn1—Na3 <sup>x</sup>	48.85 (8)
O3 <sup>iii</sup> —Na1—B1 <sup>i</sup>	91.74 (11)	O9 <sup>vi</sup> —Zn1—Na3 <sup>x</sup>	160.08 (9)
B4 <sup>ii</sup> —Na1—B1 <sup>i</sup>	117.79 (13)	O5 <sup>iii</sup> —Zn1—Na2 <sup>x</sup>	150.73 (10)
O1 <sup>i</sup> —Na1—B3	104.49 (12)	O10—Zn1—Na2 <sup>x</sup>	46.78 (9)
O9 <sup>ii</sup> —Na1—B3	96.83 (12)	O1 <sup>ix</sup> —Zn1—Na2 <sup>x</sup>	84.96 (8)
O4—Na1—B3	28.11 (10)	O9 <sup>vi</sup> —Zn1—Na2 <sup>x</sup>	80.74 (8)
O7—Na1—B3	28.65 (10)	Na3 <sup>x</sup> —Zn1—Na2 <sup>x</sup>	81.89 (4)
O3 <sup>iii</sup> —Na1—B3	141.40 (12)	O5 <sup>iii</sup> —Zn1—Na3 <sup>vi</sup>	120.77 (10)
B4 <sup>ii</sup> —Na1—B3	83.44 (12)	O10—Zn1—Na3 <sup>vi</sup>	131.75 (9)
B1 <sup>i</sup> —Na1—B3	117.74 (13)	O1 <sup>ix</sup> —Zn1—Na3 <sup>vi</sup>	81.81 (8)
O1 <sup>i</sup> —Na1—B2	74.68 (11)	O9 <sup>vi</sup> —Zn1—Na3 <sup>vi</sup>	38.94 (8)
O9 <sup>ii</sup> —Na1—B2	77.38 (12)	Na3 <sup>x</sup> —Zn1—Na3 <sup>vi</sup>	129.78 (2)
O4—Na1—B2	24.94 (10)	Na2 <sup>x</sup> —Zn1—Na3 <sup>vi</sup>	85.55 (4)
O7—Na1—B2	73.87 (11)	O5 <sup>iii</sup> —Zn1—Na1 <sup>iii</sup>	71.14 (10)
O3 <sup>iii</sup> —Na1—B2	166.29 (12)	O10—Zn1—Na1 <sup>iii</sup>	127.44 (10)
B4 <sup>ii</sup> —Na1—B2	84.31 (13)	O1 <sup>ix</sup> —Zn1—Na1 <sup>iii</sup>	133.45 (9)
B1 <sup>i</sup> —Na1—B2	74.99 (12)	O9 <sup>vi</sup> —Zn1—Na1 <sup>iii</sup>	39.93 (9)
B3—Na1—B2	47.96 (11)	Na3 <sup>x</sup> —Zn1—Na1 <sup>iii</sup>	159.71 (4)
O1 <sup>i</sup> —Na1—B2 <sup>iii</sup>	98.09 (11)	Na2 <sup>x</sup> —Zn1—Na1 <sup>iii</sup>	117.54 (4)
O9 <sup>ii</sup> —Na1—B2 <sup>iii</sup>	125.37 (12)	Na3 <sup>vi</sup> —Zn1—Na1 <sup>iii</sup>	61.85 (4)
O4—Na1—B2 <sup>iii</sup>	143.05 (13)	O5 <sup>iii</sup> —Zn1—Na2	84.66 (9)
O7—Na1—B2 <sup>iii</sup>	86.73 (12)	O10—Zn1—Na2	47.97 (10)
O3 <sup>iii</sup> —Na1—B2 <sup>iii</sup>	26.71 (10)	O1 <sup>ix</sup> —Zn1—Na2	146.06 (9)
B4 <sup>ii</sup> —Na1—B2 <sup>iii</sup>	112.96 (12)	O9 <sup>vi</sup> —Zn1—Na2	80.21 (8)
B1 <sup>i</sup> —Na1—B2 <sup>iii</sup>	108.33 (13)	Na3 <sup>x</sup> —Zn1—Na2	103.06 (4)
B3—Na1—B2 <sup>iii</sup>	115.08 (13)	Na2 <sup>x</sup> —Zn1—Na2	70.585 (14)
B2—Na1—B2 <sup>iii</sup>	156.02 (7)	Na3 <sup>vi</sup> —Zn1—Na2	117.98 (4)
O1 <sup>i</sup> —Na1—Na3 <sup>iv</sup>	45.81 (8)	Na1 <sup>iii</sup> —Zn1—Na2	79.88 (4)
O9 <sup>ii</sup> —Na1—Na3 <sup>iv</sup>	141.90 (10)	O1—B1—O3	120.5 (3)
O4—Na1—Na3 <sup>iv</sup>	131.87 (9)	O1—B1—O2	120.4 (4)
O7—Na1—Na3 <sup>iv</sup>	99.00 (9)	O3—B1—O2	119.1 (4)
O3 <sup>iii</sup> —Na1—Na3 <sup>iv</sup>	52.49 (7)	O1—B1—Mg1 <sup>xi</sup>	41.80 (17)
B4 <sup>ii</sup> —Na1—Na3 <sup>iv</sup>	156.20 (11)	O3—B1—Mg1 <sup>xi</sup>	162.2 (3)
B1 <sup>i</sup> —Na1—Na3 <sup>iv</sup>	61.07 (9)	O2—B1—Mg1 <sup>xi</sup>	78.6 (2)
B3—Na1—Na3 <sup>iv</sup>	118.95 (10)	O1—B1—Na1 <sup>xii</sup>	46.95 (18)
B2—Na1—Na3 <sup>iv</sup>	116.11 (10)	O3—B1—Na1 <sup>xii</sup>	78.0 (2)
B2 <sup>iii</sup> —Na1—Na3 <sup>iv</sup>	52.31 (8)	O2—B1—Na1 <sup>xii</sup>	154.9 (3)
O1 <sup>i</sup> —Na1—Zn1 <sup>v</sup>	91.58 (8)	Mg1 <sup>xi</sup> —B1—Na1 <sup>xii</sup>	85.69 (13)



O9 <sup>ii</sup> —Na1—Zn1 <sup>v</sup>	32.00 (6)	O5—B2—O4	124.3 (4)
O4—Na1—Zn1 <sup>v</sup>	56.24 (7)	O5—B2—O3	117.3 (4)
O7—Na1—Zn1 <sup>v</sup>	112.11 (8)	O4—B2—O3	118.4 (3)
O3 <sup>iii</sup> —Na1—Zn1 <sup>v</sup>	131.28 (9)	O5—B2—Mg1 <sup>v</sup>	39.4 (2)
B4 <sup>ii</sup> —Na1—Zn1 <sup>v</sup>	50.99 (9)	O4—B2—Mg1 <sup>v</sup>	86.2 (3)
B1 <sup>i</sup> —Na1—Zn1 <sup>v</sup>	72.70 (9)	O3—B2—Mg1 <sup>v</sup>	153.3 (3)
B3—Na1—Zn1 <sup>v</sup>	83.71 (9)	O5—B2—Na3 <sup>xiii</sup>	49.38 (19)
B2—Na1—Zn1 <sup>v</sup>	48.41 (9)	O4—B2—Na3 <sup>xiii</sup>	162.9 (3)
B2 <sup>iii</sup> —Na1—Zn1 <sup>v</sup>	155.55 (10)	O3—B2—Na3 <sup>xiii</sup>	70.5 (2)
Na3 <sup>iv</sup> —Na1—Zn1 <sup>v</sup>	133.71 (6)	Mg1 <sup>v</sup> —B2—Na3 <sup>xiii</sup>	88.71 (12)
O2 <sup>vi</sup> —Na2—O6 <sup>iii</sup>	96.54 (11)	O5—B2—Na1	93.5 (3)
O2 <sup>vi</sup> —Na2—O10 <sup>ii</sup>	90.74 (11)	O4—B2—Na1	50.1 (2)
O6 <sup>iii</sup> —Na2—O10 <sup>ii</sup>	71.31 (11)	O3—B2—Na1	128.7 (3)
O2 <sup>vi</sup> —Na2—O6 <sup>vi</sup>	58.14 (9)	Mg1 <sup>v</sup> —B2—Na1	74.21 (12)
O6 <sup>iii</sup> —Na2—O6 <sup>vi</sup>	107.09 (11)	Na3 <sup>xiii</sup> —B2—Na1	112.80 (14)
O10 <sup>ii</sup> —Na2—O6 <sup>vi</sup>	148.77 (12)	O5—B2—Na1 <sup>v</sup>	82.7 (3)
O2 <sup>vi</sup> —Na2—O4 <sup>iii</sup>	130.80 (11)	O4—B2—Na1 <sup>v</sup>	128.3 (3)
O6 <sup>iii</sup> —Na2—O4 <sup>iii</sup>	56.64 (10)	O3—B2—Na1 <sup>v</sup>	57.7 (2)
O10 <sup>ii</sup> —Na2—O4 <sup>iii</sup>	113.16 (12)	Mg1 <sup>v</sup> —B2—Na1 <sup>v</sup>	99.65 (14)
O6 <sup>vi</sup> —Na2—O4 <sup>iii</sup>	88.79 (10)	Na3 <sup>xiii</sup> —B2—Na1 <sup>v</sup>	68.60 (11)
O2 <sup>vi</sup> —Na2—O10	106.68 (11)	Na1—B2—Na1 <sup>v</sup>	173.51 (18)
O6 <sup>iii</sup> —Na2—O10	142.66 (11)	O2—B3—O4	110.8 (3)
O10 <sup>ii</sup> —Na2—O10	135.35 (14)	O2—B3—O6	108.5 (3)
O6 <sup>vi</sup> —Na2—O10	64.51 (10)	O4—B3—O6	108.5 (3)
O4 <sup>iii</sup> —Na2—O10	86.21 (10)	O2—B3—O7	109.2 (3)
O2 <sup>vi</sup> —Na2—O8	92.86 (10)	O4—B3—O7	109.8 (3)
O6 <sup>iii</sup> —Na2—O8	158.26 (12)	O6—B3—O7	110.1 (3)
O10 <sup>ii</sup> —Na2—O8	89.05 (11)	O2—B3—Na2 <sup>xiv</sup>	50.63 (17)
O6 <sup>vi</sup> —Na2—O8	94.52 (10)	O4—B3—Na2 <sup>xiv</sup>	125.5 (3)
O4 <sup>iii</sup> —Na2—O8	127.91 (10)	O6—B3—Na2 <sup>xiv</sup>	57.85 (19)
O10—Na2—O8	50.26 (9)	O7—B3—Na2 <sup>xiv</sup>	124.7 (3)
O2 <sup>vi</sup> —Na2—B5	113.27 (13)	O2—B3—Na2 <sup>v</sup>	115.0 (2)
O6 <sup>iii</sup> —Na2—B5	150.17 (13)	O4—B3—Na2 <sup>v</sup>	59.70 (19)
O10 <sup>ii</sup> —Na2—B5	108.08 (13)	O6—B3—Na2 <sup>v</sup>	49.99 (18)
O6 <sup>vi</sup> —Na2—B5	88.55 (12)	O7—B3—Na2 <sup>v</sup>	135.4 (3)
O4 <sup>iii</sup> —Na2—B5	99.71 (12)	Na2 <sup>xiv</sup> —B3—Na2 <sup>v</sup>	81.82 (11)
O10—Na2—B5	27.27 (11)	O2—B3—Na1	129.4 (2)
O8—Na2—B5	28.79 (11)	O4—B3—Na1	52.65 (19)
O2 <sup>vi</sup> —Na2—B3 <sup>vi</sup>	28.69 (10)	O6—B3—Na1	122.0 (3)
O6 <sup>iii</sup> —Na2—B3 <sup>vi</sup>	103.26 (12)	O7—B3—Na1	57.23 (19)
O10 <sup>ii</sup> —Na2—B3 <sup>vi</sup>	119.39 (12)	Na2 <sup>xiv</sup> —B3—Na1	178.11 (17)
O6 <sup>vi</sup> —Na2—B3 <sup>vi</sup>	29.45 (10)	Na2 <sup>v</sup> —B3—Na1	96.73 (14)
O4 <sup>iii</sup> —Na2—B3 <sup>vi</sup>	111.38 (12)	O9—B4—O6	123.5 (4)
O10—Na2—B3 <sup>vi</sup>	85.69 (12)	O9—B4—O8	119.1 (3)
O8—Na2—B3 <sup>vi</sup>	94.37 (12)	O6—B4—O8	117.3 (3)
B5—Na2—B3 <sup>vi</sup>	102.52 (14)	O9—B4—Mg1 <sup>xiv</sup>	37.62 (17)
O2 <sup>vi</sup> —Na2—B3 <sup>iii</sup>	118.64 (12)	O6—B4—Mg1 <sup>xiv</sup>	86.7 (2)
O6 <sup>iii</sup> —Na2—B3 <sup>iii</sup>	28.33 (10)	O8—B4—Mg1 <sup>xiv</sup>	153.5 (3)

O10 <sup>ii</sup> —Na2—B3 <sup>iii</sup>	89.67 (13)	O9—B4—Na1 <sup>x</sup>	51.42 (19)
O6 <sup>vi</sup> —Na2—B3 <sup>iii</sup>	102.61 (12)	O6—B4—Na1 <sup>x</sup>	141.5 (3)
O4 <sup>iii</sup> —Na2—B3 <sup>iii</sup>	28.79 (10)	O8—B4—Na1 <sup>x</sup>	79.2 (2)
O10—Na2—B3 <sup>iii</sup>	114.92 (12)	Mg1 <sup>xiv</sup> —B4—Na1 <sup>x</sup>	74.69 (11)
O8—Na2—B3 <sup>iii</sup>	148.49 (12)	O10—B5—O7	122.5 (4)
B5—Na2—B3 <sup>iii</sup>	124.60 (13)	O10—B5—O8	119.1 (4)
B3 <sup>vi</sup> —Na2—B3 <sup>iii</sup>	113.48 (16)	O7—B5—O8	118.3 (3)
O2 <sup>vi</sup> —Na2—Zn1 <sup>ii</sup>	58.00 (7)	O10—B5—Na2	69.6 (2)
O6 <sup>iii</sup> —Na2—Zn1 <sup>ii</sup>	64.38 (7)	O7—B5—Na2	124.6 (3)
O10 <sup>ii</sup> —Na2—Zn1 <sup>ii</sup>	36.50 (7)	O8—B5—Na2	75.5 (2)
O6 <sup>vi</sup> —Na2—Zn1 <sup>ii</sup>	113.47 (8)	O10—B5—Na3 <sup>x</sup>	77.2 (2)
O4 <sup>iii</sup> —Na2—Zn1 <sup>ii</sup>	120.82 (8)	O7—B5—Na3 <sup>x</sup>	58.0 (2)
O10—Na2—Zn1 <sup>ii</sup>	152.94 (9)	O8—B5—Na3 <sup>x</sup>	143.1 (3)
O8—Na2—Zn1 <sup>ii</sup>	105.19 (8)	Na2—B5—Na3 <sup>x</sup>	139.58 (18)
B5—Na2—Zn1 <sup>ii</sup>	132.82 (11)	B1—O1—Mg1 <sup>xi</sup>	111.1 (2)
B3 <sup>vi</sup> —Na2—Zn1 <sup>ii</sup>	85.28 (9)	B1—O1—Zn1 <sup>xi</sup>	111.1 (2)
B3 <sup>iii</sup> —Na2—Zn1 <sup>ii</sup>	92.06 (9)	Mg1 <sup>xi</sup> —O1—Zn1 <sup>xi</sup>	0.00 (3)
O2 <sup>vi</sup> —Na2—Mg1 <sup>ii</sup>	58.00 (7)	B1—O1—Na1 <sup>xii</sup>	107.6 (2)
O6 <sup>iii</sup> —Na2—Mg1 <sup>ii</sup>	64.38 (7)	Mg1 <sup>xi</sup> —O1—Na1 <sup>xii</sup>	133.06 (14)
O10 <sup>ii</sup> —Na2—Mg1 <sup>ii</sup>	36.50 (7)	Zn1 <sup>xi</sup> —O1—Na1 <sup>xii</sup>	133.06 (14)
O6 <sup>vi</sup> —Na2—Mg1 <sup>ii</sup>	113.47 (8)	B1—O1—Na3 <sup>xiv</sup>	116.2 (2)
O4 <sup>iii</sup> —Na2—Mg1 <sup>ii</sup>	120.82 (8)	Mg1 <sup>xi</sup> —O1—Na3 <sup>xiv</sup>	93.93 (11)
O10—Na2—Mg1 <sup>ii</sup>	152.94 (9)	Zn1 <sup>xi</sup> —O1—Na3 <sup>xiv</sup>	93.93 (11)
O8—Na2—Mg1 <sup>ii</sup>	105.19 (8)	Na1 <sup>xii</sup> —O1—Na3 <sup>xiv</sup>	92.00 (10)
B5—Na2—Mg1 <sup>ii</sup>	132.82 (11)	B1—O2—B3	124.1 (3)
B3 <sup>vi</sup> —Na2—Mg1 <sup>ii</sup>	85.28 (9)	B1—O2—Na2 <sup>xiv</sup>	115.9 (2)
B3 <sup>iii</sup> —Na2—Mg1 <sup>ii</sup>	92.06 (9)	B3—O2—Na2 <sup>xiv</sup>	100.7 (2)
Zn1 <sup>ii</sup> —Na2—Mg1 <sup>ii</sup>	0.000 (19)	B1—O2—Na3 <sup>x</sup>	102.4 (2)
O5 <sup>vii</sup> —Na3—O9	115.24 (12)	B3—O2—Na3 <sup>x</sup>	89.0 (2)
O5 <sup>vii</sup> —Na3—O7 <sup>ii</sup>	103.12 (12)	Na2 <sup>xiv</sup> —O2—Na3 <sup>x</sup>	123.59 (12)
O9—Na3—O7 <sup>ii</sup>	105.71 (11)	B1—O3—B2	120.6 (3)
O5 <sup>vii</sup> —Na3—O1 <sup>vi</sup>	104.82 (12)	B1—O3—Na1 <sup>v</sup>	115.3 (2)
O9—Na3—O1 <sup>vi</sup>	113.76 (11)	B2—O3—Na1 <sup>v</sup>	95.6 (2)
O7 <sup>ii</sup> —Na3—O1 <sup>vi</sup>	113.93 (11)	B1—O3—Na3 <sup>xiii</sup>	151.6 (2)
O5 <sup>vii</sup> —Na3—O3 <sup>vii</sup>	54.07 (9)	B2—O3—Na3 <sup>xiii</sup>	80.6 (2)
O9—Na3—O3 <sup>vii</sup>	78.29 (10)	Na1 <sup>v</sup> —O3—Na3 <sup>xiii</sup>	77.62 (8)
O7 <sup>ii</sup> —Na3—O3 <sup>vii</sup>	154.12 (11)	B2—O4—B3	125.7 (3)
O1 <sup>vi</sup> —Na3—O3 <sup>vii</sup>	86.29 (10)	B2—O4—Na1	104.9 (3)
O5 <sup>vii</sup> —Na3—B5 <sup>ii</sup>	130.45 (14)	B3—O4—Na1	99.2 (2)
O9—Na3—B5 <sup>ii</sup>	97.41 (13)	B2—O4—Na2 <sup>v</sup>	109.9 (3)
O7 <sup>ii</sup> —Na3—B5 <sup>ii</sup>	29.12 (11)	B3—O4—Na2 <sup>v</sup>	91.5 (2)
O1 <sup>vi</sup> —Na3—B5 <sup>ii</sup>	93.56 (12)	Na1—O4—Na2 <sup>v</sup>	127.18 (12)
O3 <sup>vii</sup> —Na3—B5 <sup>ii</sup>	175.18 (13)	B2—O5—Mg1 <sup>v</sup>	114.9 (3)
O5 <sup>vii</sup> —Na3—O10 <sup>ii</sup>	138.21 (12)	B2—O5—Zn1 <sup>v</sup>	114.9 (3)
O9—Na3—O10 <sup>ii</sup>	104.75 (10)	Mg1 <sup>v</sup> —O5—Zn1 <sup>v</sup>	0.00 (3)
O7 <sup>ii</sup> —Na3—O10 <sup>ii</sup>	52.34 (9)	B2—O5—Na3 <sup>xiii</sup>	104.6 (3)
O1 <sup>vi</sup> —Na3—O10 <sup>ii</sup>	67.33 (9)	Mg1 <sup>v</sup> —O5—Na3 <sup>xiii</sup>	140.35 (15)
O3 <sup>vii</sup> —Na3—O10 <sup>ii</sup>	152.54 (10)	Zn1 <sup>v</sup> —O5—Na3 <sup>xiii</sup>	140.35 (15)

B5 <sup>ii</sup> —Na3—O10 <sup>ii</sup>	26.39 (11)	B4—O6—B3	126.6 (3)
O5 <sup>vii</sup> —Na3—O2 <sup>ii</sup>	86.84 (11)	B4—O6—Na2 <sup>v</sup>	116.6 (2)
O9—Na3—O2 <sup>ii</sup>	68.39 (9)	B3—O6—Na2 <sup>v</sup>	101.7 (2)
O7 <sup>ii</sup> —Na3—O2 <sup>ii</sup>	52.57 (9)	B4—O6—Na2 <sup>xiv</sup>	108.7 (2)
O1 <sup>vi</sup> —Na3—O2 <sup>ii</sup>	164.65 (10)	B3—O6—Na2 <sup>xiv</sup>	92.7 (2)
O3 <sup>vii</sup> —Na3—O2 <sup>ii</sup>	108.84 (9)	Na2 <sup>v</sup> —O6—Na2 <sup>xiv</sup>	106.97 (11)
B5 <sup>ii</sup> —Na3—O2 <sup>ii</sup>	71.15 (11)	B5—O7—B3	122.6 (3)
O10 <sup>ii</sup> —Na3—O2 <sup>ii</sup>	97.33 (9)	B5—O7—Na3 <sup>x</sup>	92.9 (2)
O5 <sup>vii</sup> —Na3—B2 <sup>vii</sup>	26.00 (12)	B3—O7—Na3 <sup>x</sup>	108.9 (2)
O9—Na3—B2 <sup>vii</sup>	94.71 (13)	B5—O7—Na1	123.2 (3)
O7 <sup>ii</sup> —Na3—B2 <sup>vii</sup>	126.27 (13)	B3—O7—Na1	94.1 (2)
O1 <sup>vi</sup> —Na3—B2 <sup>vii</sup>	101.24 (12)	Na3 <sup>x</sup> —O7—Na1	116.11 (12)
O3 <sup>vii</sup> —Na3—B2 <sup>vii</sup>	28.88 (11)	B4—O8—B5	121.6 (3)
B5 <sup>ii</sup> —Na3—B2 <sup>vii</sup>	155.19 (14)	B4—O8—Na2	133.4 (3)
O10 <sup>ii</sup> —Na3—B2 <sup>vii</sup>	160.11 (13)	B5—O8—Na2	75.8 (2)
O2 <sup>ii</sup> —Na3—B2 <sup>vii</sup>	93.60 (12)	B4—O9—Mg1 <sup>xiv</sup>	118.1 (2)
O5 <sup>vii</sup> —Na3—Mg1 <sup>ii</sup>	113.38 (10)	B4—O9—Zn1 <sup>xiv</sup>	118.1 (2)
O9—Na3—Mg1 <sup>ii</sup>	129.07 (9)	Mg1 <sup>xiv</sup> —O9—Zn1 <sup>xiv</sup>	0.00 (4)
O7 <sup>ii</sup> —Na3—Mg1 <sup>ii</sup>	76.74 (8)	B4—O9—Na3	116.4 (2)
O1 <sup>vi</sup> —Na3—Mg1 <sup>ii</sup>	37.22 (6)	Mg1 <sup>xiv</sup> —O9—Na3	109.23 (12)
O3 <sup>vii</sup> —Na3—Mg1 <sup>ii</sup>	121.18 (8)	Zn1 <sup>xiv</sup> —O9—Na3	109.23 (12)
B5 <sup>ii</sup> —Na3—Mg1 <sup>ii</sup>	59.94 (10)	B4—O9—Na1 <sup>x</sup>	102.8 (2)
O10 <sup>ii</sup> —Na3—Mg1 <sup>ii</sup>	36.55 (6)	Mg1 <sup>xiv</sup> —O9—Na1 <sup>x</sup>	108.08 (12)
O2 <sup>ii</sup> —Na3—Mg1 <sup>ii</sup>	128.91 (8)	Zn1 <sup>xiv</sup> —O9—Na1 <sup>x</sup>	108.08 (12)
B2 <sup>vii</sup> —Na3—Mg1 <sup>ii</sup>	125.45 (11)	Na3—O9—Na1 <sup>x</sup>	100.09 (11)
O5 <sup>vii</sup> —Na3—Zn1 <sup>ii</sup>	113.38 (10)	B5—O10—Zn1	140.1 (3)
O9—Na3—Zn1 <sup>ii</sup>	129.07 (9)	B5—O10—Na2 <sup>x</sup>	122.0 (3)
O7 <sup>ii</sup> —Na3—Zn1 <sup>ii</sup>	76.74 (8)	Zn1—O10—Na2 <sup>x</sup>	96.72 (12)
O1 <sup>vi</sup> —Na3—Zn1 <sup>ii</sup>	37.22 (6)	B5—O10—Na2	83.1 (3)
O3 <sup>vii</sup> —Na3—Zn1 <sup>ii</sup>	121.18 (8)	Zn1—O10—Na2	99.08 (13)
B5 <sup>ii</sup> —Na3—Zn1 <sup>ii</sup>	59.94 (10)	Na2 <sup>x</sup> —O10—Na2	102.12 (11)
O10 <sup>ii</sup> —Na3—Zn1 <sup>ii</sup>	36.55 (6)	B5—O10—Na3 <sup>x</sup>	76.5 (2)
O2 <sup>ii</sup> —Na3—Zn1 <sup>ii</sup>	128.91 (8)	Zn1—O10—Na3 <sup>x</sup>	82.76 (11)
B2 <sup>vii</sup> —Na3—Zn1 <sup>ii</sup>	125.45 (11)	Na2 <sup>x</sup> —O10—Na3 <sup>x</sup>	108.41 (13)
Mg1 <sup>ii</sup> —Na3—Zn1 <sup>ii</sup>	0.000 (17)	Na2—O10—Na3 <sup>x</sup>	149.01 (13)
O5 <sup>vii</sup> —Na3—Na1 <sup>viii</sup>	66.25 (9)		

Symmetry codes: (i)  $x+1/2, -y+1/2, -z$ ; (ii)  $x+1/2, y, -z+1/2$ ; (iii)  $-x+3/2, y+1/2, z$ ; (iv)  $-x+3/2, -y+1, z-1/2$ ; (v)  $-x+3/2, y-1/2, z$ ; (vi)  $-x+1, y+1/2, -z+1/2$ ; (vii)  $x, -y+1/2, z+1/2$ ; (viii)  $-x+3/2, -y+1, z+1/2$ ; (ix)  $-x+1/2, y+1/2, z$ ; (x)  $x-1/2, y, -z+1/2$ ; (xi)  $-x+1/2, y-1/2, z$ ; (xii)  $x-1/2, -y+1/2, -z$ ; (xiii)  $x, -y+1/2, z-1/2$ ; (xiv)  $-x+1, y-1/2, -z+1/2$ .