

# Crystal structure of *N,N'*-bis[2-((benzyl){[5-(dimethylamino)naphthalen-1-yl]sulfonyl}amino)-ethyl]naphthalene-1,8:4,5-tetracarboximide 1,2-dichlorobenzene trisolvate

Miguel Ángel Claudio-Catalán, Felipe Medrano, Hugo Tlahuext\* and Carolina Godoy-Alcántar

Received 26 August 2016

Accepted 26 September 2016

Edited by G. Smith, Queensland University of Technology, Australia

**Keywords:** naphthalenediimide; dansyl amide; C—H...O; C—H... $\pi$  and  $\pi$ – $\pi$  interactions; crystal structure.

**CCDC reference:** 1506790

**Supporting information:** this article has supporting information at journals.iucr.org/e

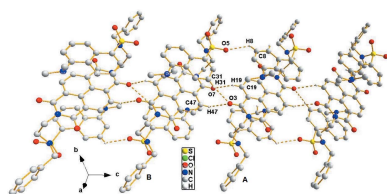
Centro de Investigaciones Químicas IICBA. Universidad Autónoma del Estado de Morelos, Av. Universidad No. 1001, Col., Chamilpa, C. P. 62209, Cuernavaca Mor., México. \*Correspondence e-mail: tlahuext@uaem.mx

The asymmetric unit of the title compound,  $C_{56}H_{50}N_6O_8S_2 \cdot 3C_6H_4Cl_2$ , contains two half-molecules of the parent, *A* and *B*, which both have crystallographic inversion symmetry, together with three 2,3-dichlorobenzene molecules of solvation. Molecules *A* and *B* are conformationally similar, with dihedral angles between the central naphthalenediimide ring and the peripheral naphthalene and benzyl rings of 2.43 (7), 81.87 (7)° (*A*) and 3.95 (7), 84.88 (7)° (*B*), respectively. The conformations are stabilized by the presence of intramolecular  $\pi$ – $\pi$  interactions between the naphthalene ring and the six-membered diimide ring of the central naphthalenediimide moiety, with ring centroid-to-centroid distances of 3.5795 (8) Å (*A*) and 3.5640 (8) Å (*B*). In the crystal, C—H...O hydrogen bonds link the molecules into infinite supramolecular chains along the *c* axis. These chains are interconnected through C—H... $\pi$  and offset  $\pi$ – $\pi$  interactions, generating supramolecular nanotubes which are filled by 1,2-dichlorobenzene molecules.

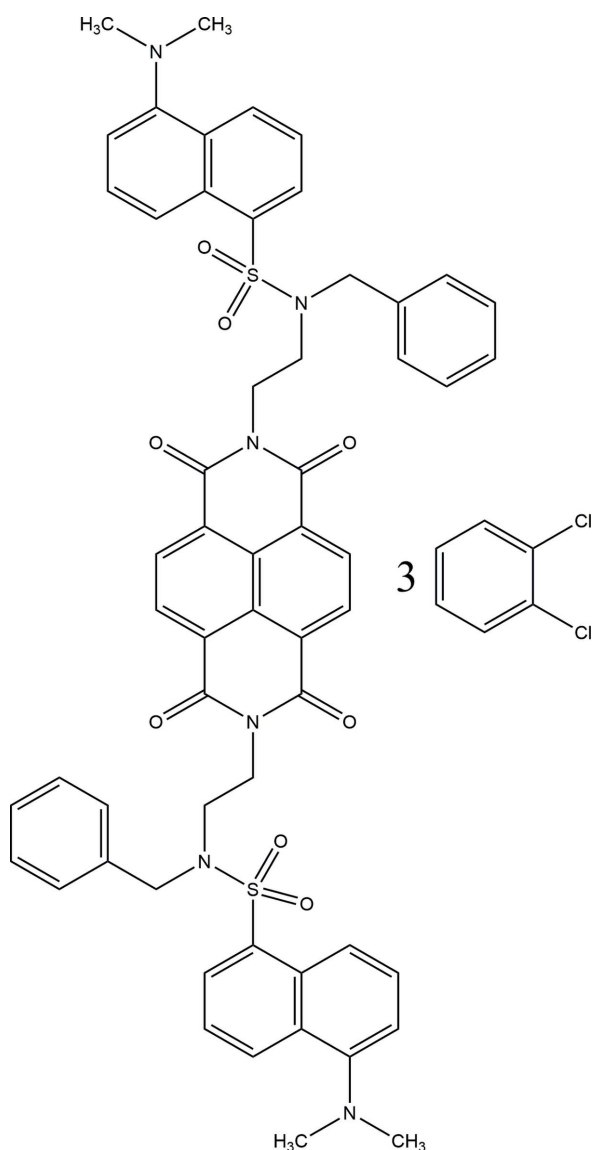
## 1. Chemical context

Non-covalent interactions concern a broad range of attractive effects with an equally varied energy contribution to bonding. An interesting group of interactions is one formed by the stabilizing weak polar contacts such C—H...*X* (*X* = O, F, Cl, Br, I), C—H... $\pi$  hydrogen bonds and offset  $\pi$ – $\pi$  interactions. These interactions are involved in biological, materials, supramolecular chemistry and crystal engineering (Desiraju, 1989; Desiraju & Steiner, 1999; Lehn, 1995; Steed & Atwood, 2000).

Naphthalimide is a highly fluorescent moiety that has been used as a construction block in the design of receptors and sensors that recognize charged species and other guests (Landey-Álvarez *et al.*, 2016). Aromatic imides show a highly efficient photo-induced electron transfer (PET) process that can be used as a signaling method in the building of sensors or on-off molecular switches. In this sense, some researchers have proposed one approximation that involves the use of two different fluorescent units linked *via* a suitable spacer group characterized by PET or singlet-singlet energy transfer mechanisms (SSET) called dyads: such units are naphthalimide and dansyl amide. In a former study, these moieties were linked by methylene units as a bridging group and only the photon-induced fluorescence switching was studied (Abad *et al.*, 2005). Later, interactions with different metallic ions were



investigated (Shankar & Ramaiah, 2011). Actually, we have studied by single-crystal X-ray diffraction the molecular structure of a naphthalimide-dansyl amide dyad and its interaction in solution with anions and aromatic molecules (Claudio-Catalán *et al.*, 2016). The ability of the dyad to function as a receptor of electron-rich guests and such aromatic compounds and anions are being studied by UV-Vis, fluorescence and NMR experiments. We have found that the dyad could interact with the guests tested through the aryl C—H···anion and aryl C—H··· $\pi$  interactions. In our ongoing research on naphthalimides as anion receptors, we report herein the synthesis and crystal structure of the title compound, a 1,2-dichlorobenzene solvate,  $C_{56}H_{50}N_6O_8S_2 \cdot 3C_6H_4Cl_2$ , (I), which has been shown to be inert to the presence of anions or neutral molecules in solution probably due to high stability acquired by the overlap of the aromatic rings.



**Table 1**  
Hydrogen-bond geometry ( $\text{\AA}$ ,  $^\circ$ ).

$C_g$ ,  $C_{g5'}$ ,  $C_{g6'}$ ,  $C_{g7'}$  and  $C_{g8'}$  are the centroids of atoms C63–C68, C21–C26, C49–C54, C1–C10 and C29–C38, respectively.

$D-H \cdots A$	$D-H$	$H \cdots A$	$D \cdots A$	$D-H \cdots A$
C8—H8···O5	0.95	2.53	3.1926 (19)	127
C19—H19···O7	0.95	2.55	3.2615 (19)	132
C31—H31···O3 <sup>i</sup>	0.95	2.59	3.3818 (19)	141
C47—H47···O3 <sup>ii</sup>	0.95	2.58	3.2148 (19)	125
C60—H60···O2	0.95	2.54	3.335 (2)	142
C68—H68···Cl1 <sup>iii</sup>	0.95	2.79	3.5922 (19)	142
C72—H72···O6	0.95	2.50	3.293 (2)	141
C71—H71···C <sub>g</sub>	0.95	2.99	3.813 (2)	145
C55—H55A···C <sub>g8</sub> <sup>iiii</sup>	0.98	2.94	3.632 (2)	129
C27—H27A···C <sub>g7</sub> <sup>iv</sup>	0.98	3.03	3.585 (2)	117
C20—H20B···C <sub>g6</sub> <sup>v</sup>	0.99	3.12	3.6054 (17)	111
C48—H48B···C <sub>g5</sub> <sup>v</sup>	0.99	3.13	3.6180 (17)	112

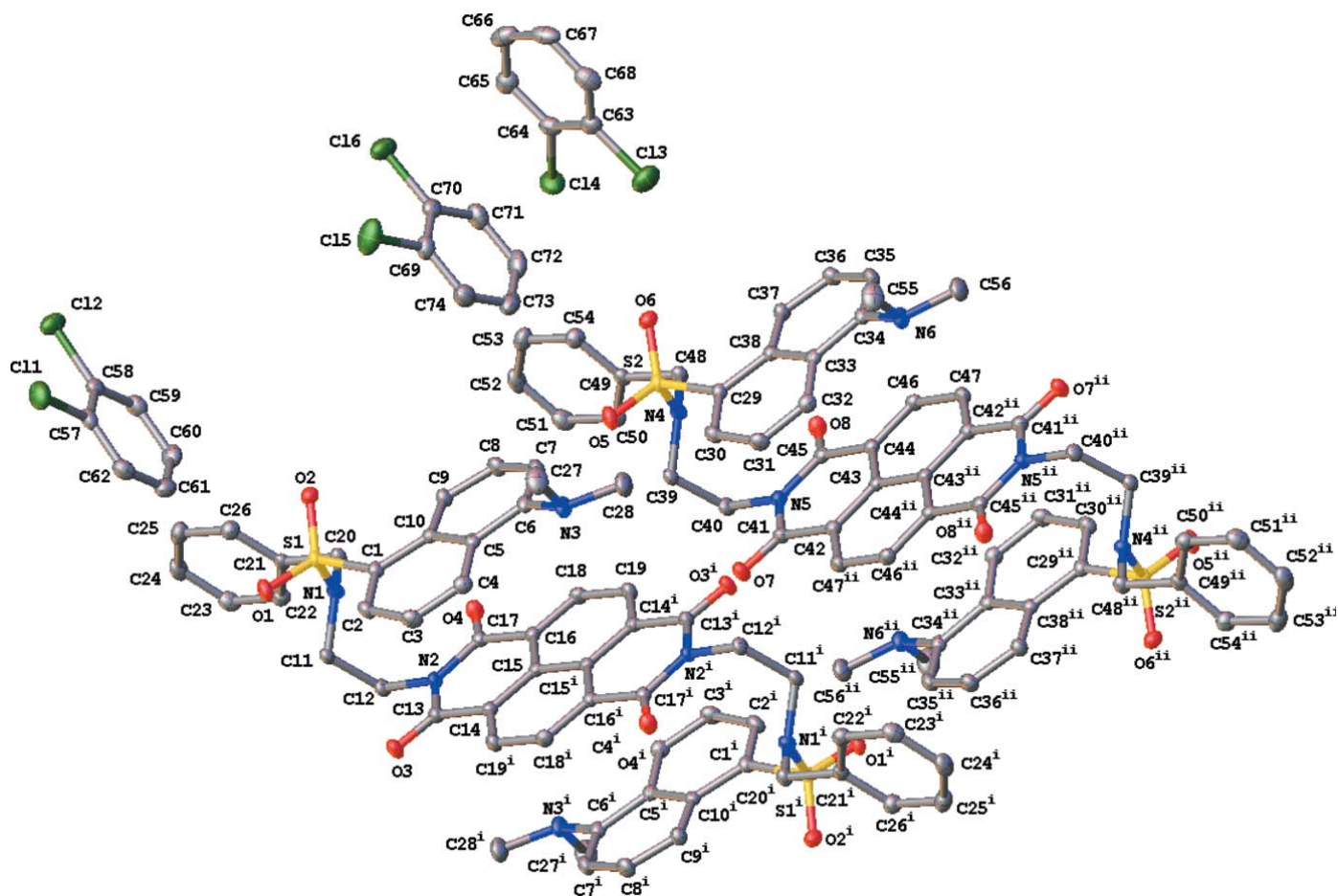
Symmetry codes: (i)  $-x, -y + 2, -z + 1$ ; (ii)  $x, y, z + 1$ ; (iii)  $-x + 1, -y + 2, -z + 2$ ; (iv)  $-x + 1, -y + 2, -z + 1$ ; (v)  $-x, -y + 1, -z + 1$ .

## 2. Structural commentary

The asymmetric unit of the title compound (I) contains two half-molecules of the parent molecule (*A* and *B*), both having crystallographic inversion symmetry [(i)  $-x, -y + 2, -z + 1$  for (*A*) and (ii)  $-x, -y + 2, -z + 2$  for (*B*)], and three 2,3-dichlorobenzene molecules of solvation (Fig. 1). The *N,N*-naphthalenediimide [N2/C13–C19 (*A*); N5/C41–C47 (*B*)] and aromatic dansyl groups [C1–C10 (*A*) and C29–C38 (*B*)] are almost planar with r.m.s. deviations of 0.0055, 0.0183, 0.0664 and 0.0698  $\text{\AA}$ , respectively. The two molecules are conformationally similar with dihedral angles between the central naphthalenediimide ring and the peripheral naphthalene and benzyl rings, respectively, of 2.43 (7), 81.87 (7) $^\circ$  (*A*) and 3.95 (7), 84.88 (7) $^\circ$  (*B*). The conformations of *A* and *B* are stabilized by the presence of intramolecular aromatic ring-stacking with distances of 3.5795 (8) and 3.5640 (8)  $\text{\AA}$  for  $C_{g1} \cdots C_{g2}$  and  $C_{g3} \cdots C_{g4}$ , respectively [ $C_{g1}$  and  $C_{g3}$  are the centroids of naphthaleneimides C13–C17/N2 (*A*) and C41–C45/N5 (*B*) and  $C_{g2}$  and  $C_{g4}$  are the centroids of phenyl rings C1–C5/C10 (*A*) and C29–C33/C38 (*B*)] (Fig. 2).

## 3. Supramolecular features

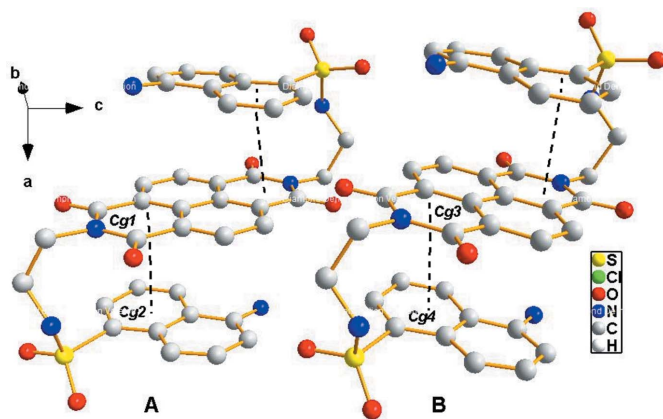
In the crystal, four C—H···O hydrogen bonds link the molecules into infinite supramolecular chains extending along the *c* axis (Fig. 3, Table 1). The chains are interconnected through C—H··· $\pi$  and offset  $\pi$ – $\pi$  interactions, generating channels which are filled by solvent molecules (Fig. 4). The C—H··· $\pi$  interactions are between the benzyl groups with distances  $C48 \cdots C_{g5'} = 3.6180$  (17) and  $C20 \cdots C_{g6'} = 3.6054$  (17)  $\text{\AA}$  ( $C_{g5'}$  and  $C_{g6'}$  are the centroids of the phenyl rings C21–C26 and C49–C54, respectively) (Fig. 5). The weak offset  $\pi$ – $\pi$  interaction is between adjacent phenyl rings with  $C_{g6} \cdots C_{g6'}(-x, -y + 1, -z + 1) = 4.0277$  (10)  $\text{\AA}$  ( $C_{g6}$  is the centroid of the C49–C54 phenyl ring). In addition, the dansyl groups show C—H··· $\pi$  interactions, with distances  $C27 \cdots C_{g7'} = 3.585$  (2) and  $C55 \cdots C_{g8'} = 3.632$  (2)  $\text{\AA}$  (Fig. 6, Table 1)


**Figure 1**

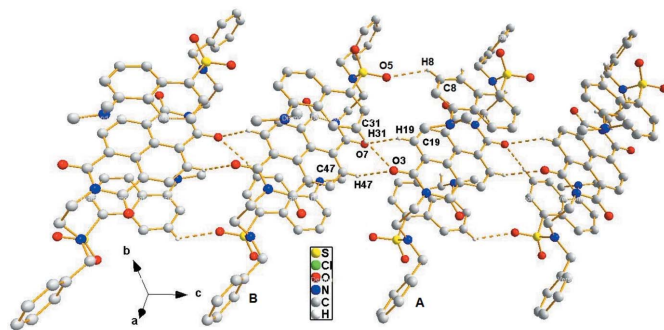
The molecular structure of (I), showing the atom-labelling scheme. Displacement ellipsoids are drawn at the 50% probability level and H atoms are omitted for clarity. The inversion-related halves of molecules *A* and *B* are generated by symmetry operations (i)  $-x, -y + 2, -z + 1$  and (ii)  $-x, -y + 2, -z + 2$ , respectively.

where  $Cg7'$  and  $Cg8'$  are the centroids of naphthyl ring systems C1–C10 and C29–C38, respectively. In the channel,

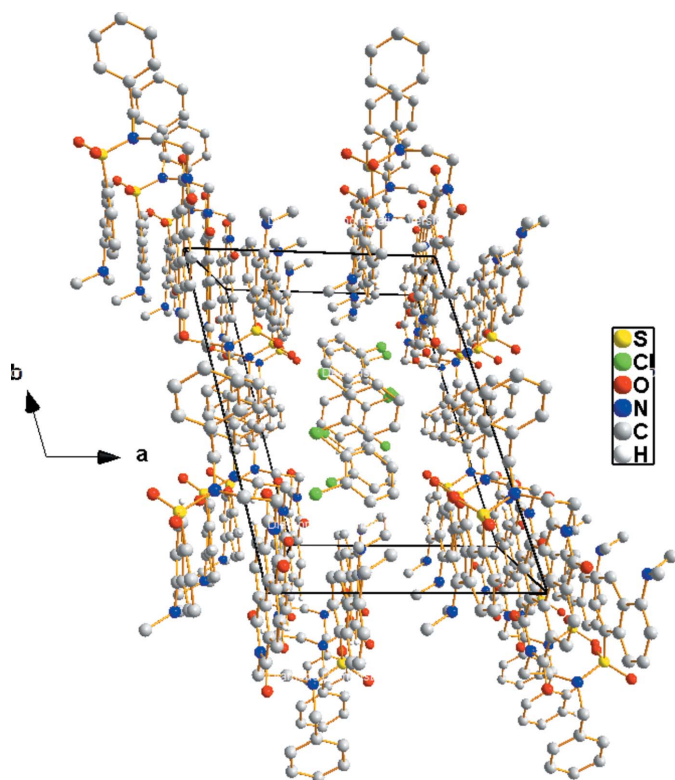
the N···N distance is 12.5 Å. The solvent molecules are interconnected by  $C71-H71 \cdots Cg(C63-C68)$  and  $C68-H68 \cdots C11$  interactions and are also linked to the channel by  $C72-H72 \cdots O6$  and  $C60-H60 \cdots O2$  interactions (Table 1). In the crystal, there are also short  $C14 \cdots O4(-x, 1 - y, 1 - z)$  interactions [3.0923 (12) Å] and 22.6 Å<sup>3</sup> solvent-accessible voids.


**Figure 2**

Molecules *A* and *B* showing intramolecular aromatic stacking. Dashed lines indicate the interactions between naphthaleneimide centroids  $Cg1$  [C13–C17/N2 (*A*)] and  $Cg3$  [C41–C45/N5 (*B*)] and aryl centroids  $Cg2$  [C1–C5/C10 (*A*)] and  $Cg4$  [C29–C33/C38 (*B*)]. Benzyl and methyl groups and H atoms are omitted.


**Figure 3**

A view of the supramolecular chain extending along the *c* axis, generated by C–H···O hydrogen bonds (dashed lines).



**Figure 4**  
A perspective view along the *c* axis of the supramolecular nanotube generated by cooperative C–H··· $\pi$  and offset  $\pi$ – $\pi$  interactions, showing filling by 1,2-dichlorobenzene molecules.

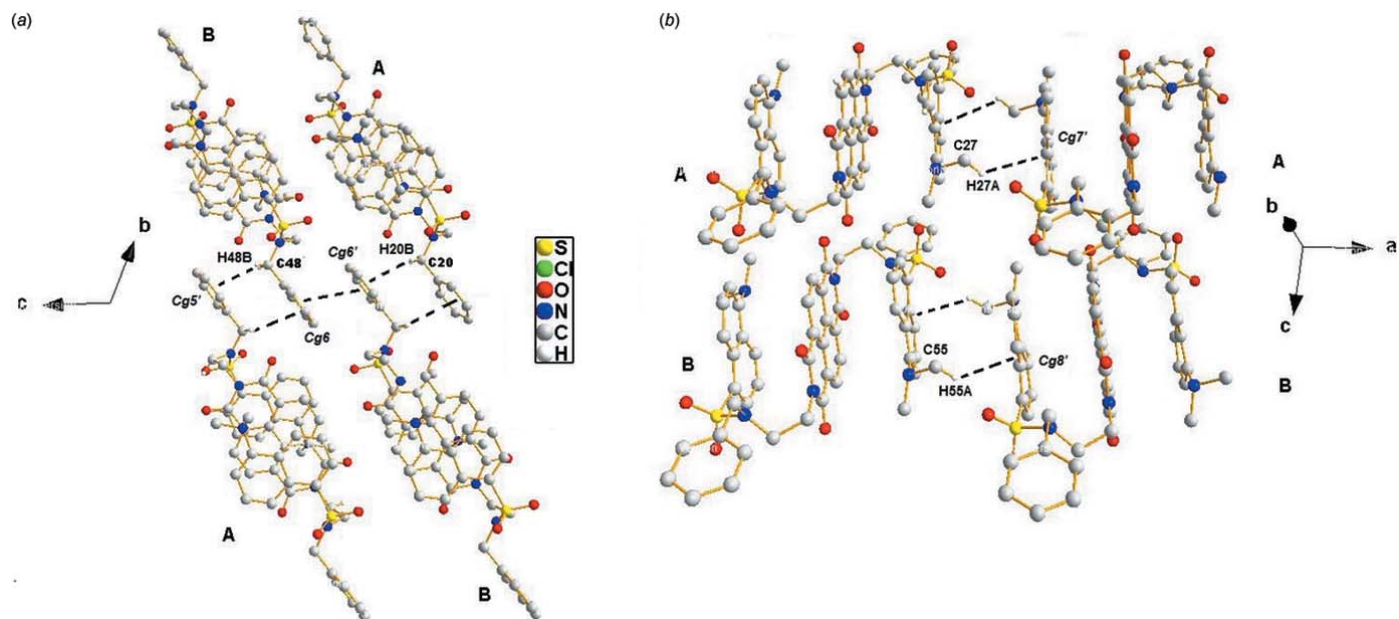
#### 4. Database survey

A search of the Cambridge Structural Database (Version 5.37; Groom *et al.*, 2016) revealed the existence of 324 deposited

naphthalenediimide structures. Amongst those, 94 structures are metal complexes. Supramolecular constructs based on naphthalenediimide moieties with potential applications have been reported; for example PUNPAR (Wu *et al.*, 2015) and NUXJEX (Liu *et al.*, 2014) exhibit the formation of supramolecular nanotubes through cooperative [C–H···O=C] interactions. In the same way, pseudorotaxanes BALVIU and GUNPEL (Colquhoun, *et al.*, 2010) and catenanes IVUNUI (Fallon, *et al.*, 2004), SUJZIG (Hamilton *et al.*, 1998) and WATYAR (Hansen *et al.*, 2000) have been prepared. Naphthalenediimides have also been used in molecular recognition [HIRLAX (Schneebeli *et al.*, 2013), MUVJUI (Shimizu, 2010), PUBPAE (Koshkarkaryan *et al.*, 2009) and RULWUS (Ono *et al.*, 2015)].

#### 5. Synthesis and crystallization

The title compound (I) was prepared from 2,7-bis(2-benzylaminoethyl)naphthalenediimide (II), which was synthesized as follows. To a stirred solution of 1,4,5,8-naphthalenetetracarboxylic dianhydride (0.5 g, 1.86 mmol) in toluene (25 mL) was added *N*-benzylethyldiamine (0.56 mL, 0.56 g, 3.73 mmol) followed by the addition of triethylamine (0.52 mL, 0.377 g, 3.73 mmol). The reaction mixture was heated to reflux with azeotropic removal of water using a Dean–Stark trap, for 24 h. The solution was cooled and the solvent was removed under reduced pressure. The resultant oil was purified by column chromatography on silica gel (CH<sub>2</sub>Cl<sub>2</sub>–MeOH 95:05). Compound (II) was obtained as a yellow solid (0.777 g, 78%). M.p. 482–484 K. IR (neat): 3314, 2817, 1700, 1655, 1579, 1454 cm<sup>-1</sup>. RMN <sup>1</sup>H (400 MHz, CDCl<sub>3</sub>)  $\delta$ : 1.59 (s, 2H, NH), 3.03 (t, *J* = 6.4 Hz, 4H, CH<sub>2</sub>NH), 3.84 (s, 4H, CH<sub>2</sub>Ph), 4.38 (t, *J*



**Figure 5**  
(a) A view of the C–H··· $\pi$  and offset  $\pi$ – $\pi$  interactions between adjacent benzyl groups; (b) A view of additional C–H··· $\pi$  interactions between dansyl amide moieties. Hydrogen atoms not involved in the hydrogen-bonding interactions are omitted.

**Table 2**  
Experimental details.

Crystal data	
Chemical formula	C <sub>56</sub> H <sub>50</sub> N <sub>6</sub> O <sub>8</sub> S <sub>2</sub> ·3C <sub>6</sub> H <sub>4</sub> Cl <sub>2</sub>
<i>M</i> <sub>r</sub>	1440.11
Crystal system, space group	Triclinic, <i>P</i> $\bar{1}$
Temperature (K)	100
<i>a</i> , <i>b</i> , <i>c</i> (Å)	12.17737 (14), 17.2876 (2), 17.8916 (2)
$\alpha$ , $\beta$ , $\gamma$ (°)	110.9544 (12), 96.2760 (11), 103.5159 (10)
<i>V</i> (Å <sup>3</sup> )	3341.91 (8)
<i>Z</i>	2
Radiation type	Cu <i>K</i> $\alpha$
$\mu$ (mm <sup>-1</sup> )	3.44
Crystal size (mm)	0.20 × 0.10 × 0.05
Data collection	
Diffraction	Agilent SuperNova, Dual, Cu at zero, EosS2
Absorption correction	Multi-scan ( <i>CrysAlis PRO</i> ; Agilent, 2014)
<i>T</i> <sub>min</sub> , <i>T</i> <sub>max</sub>	0.874, 1.000
No. of measured, independent and observed [ <i>I</i> > 2 $\sigma$ ( <i>I</i> )] reflections	54279, 13086, 11914
<i>R</i> <sub>int</sub>	0.026
( <i>sin</i> $\theta$ / $\lambda$ ) <sub>max</sub> (Å <sup>-1</sup> )	0.620
Refinement	
<i>R</i> [ <i>F</i> <sup>2</sup> > 2 $\sigma$ ( <i>F</i> <sup>2</sup> )], <i>wR</i> ( <i>F</i> <sup>2</sup> ), <i>S</i>	0.034, 0.097, 1.03
No. of reflections	13086
No. of parameters	869
H-atom treatment	H-atom parameters constrained
$\Delta\rho_{\max}$ , $\Delta\rho_{\min}$ (e Å <sup>-3</sup> )	0.74, -0.45

Computer programs: *CrysAlis PRO* (Agilent, 2014), *SHELXS97* (Sheldrick, 2008), *SHELXL2014/7* (Sheldrick, 2015), *DIAMOND* (Brandenburg, 1999) and *OLEX2* (Dolomanov *et al.*, 2009).

= 6.4 Hz, 4H, NCH<sub>2</sub>), 7.16–7.30 (*m*, 10H, H<sub>aromatic</sub>), 8.74 (*s*, 4H, H<sub>aromatic</sub>). RMN <sup>13</sup>C (100 MHz, CDCl<sub>3</sub>)  $\delta$ : 40.6 (2C, NCH<sub>2</sub>), 47.0 (2C, CH<sub>2</sub>NH), 53.7 (2C, CH<sub>2</sub>Ph), 126.8 (4C), 126.9 (2C), 127.1 (2C), 128.3 (4C), 128.5 (4C), 131.2 (4C), 140.4 (2C), 163.2 (C=O). MS (FAB<sup>+</sup>): *m/z* (%) 533 (37) [*M*]; HRMS (FAB<sup>+</sup>): calculated for C<sub>32</sub>H<sub>29</sub>O<sub>4</sub>N<sub>4</sub> [*M*], *m/z* 533.2189; found for [*M*], *m/z* 533.2142.

Synthesis of *N,N'*-bis[2-((benzyl)[5-(dimethylamino)naphthalen-1-yl]sulfonyl)amino]ethyl]naphthalene-1,8:4,5-tetracarboximide 1,2-dichlorobenzene trisolvate (I). A mixture of 2,7-bis(2-benzylaminoethyl)naphthalenediimide (II) (0.5 g, 0.937 mmol), dansyl chloride (0.505 g, 1.874 mmol) and K<sub>2</sub>CO<sub>3</sub> (0.259 g, 1.874 mmol) in chloroform/water (4:1) (10 mL) was stirred at room temperature for 20 h. The organic layer was extracted with dichloromethane (2 × 20 mL), dried over anhydrous Na<sub>2</sub>SO<sub>4</sub>, filtered and concentrated under reduced pressure. Further purification was performed by flash chromatography on silica gel (CH<sub>2</sub>Cl<sub>2</sub>–MeOH 95:5). After treatment with diethyl ether, the unsolvated title compound was obtained as a yellow solid (0.936 g, 100%). Crystallization from a chloroform:1,2-dichlorobenzene mixture afforded suitable crystals of the solvated compound (I) for the X-ray crystallographic analysis. M.p. 516–517 K. IR (neat): cm<sup>-1</sup>. RMN <sup>1</sup>H (400 MHz, CDCl<sub>3</sub>)  $\delta$ : 2.59 [*s*, 12H, (CH<sub>3</sub>)<sub>2</sub>N], 3.69 (*t*, *J* = 5.4 Hz, 4H, CH<sub>2</sub>NSO<sub>2</sub>), 4.28 (*t*, *J* = 5.4 Hz, 4H, CH<sub>2</sub>NCO), 4.85 (*s*, 4H, CH<sub>2</sub>Ph), 6.73 (*d*, *J* = 7.2 Hz, 2H, H<sub>aromatic</sub>), 7.18

(*dd*, *J* = 8.4, 7.2 Hz, 2H, H<sub>aromatic</sub>), 7.22–7.29 (*m*, 12H, H<sub>aromatic</sub>), 7.89 (*d*, *J* = 8.4 Hz, 2H, H<sub>aromatic</sub>), 7.97 (*t*, *J* = 8.8 Hz, 2H, H<sub>aromatic</sub>), 8.08 (*dd*, *J* = 7.2, 1.2 Hz, 2H, H<sub>aromatic</sub>), 8.42 (*s*, 4H, H<sub>aromatic</sub>). RMN <sup>13</sup>C (100 MHz, CDCl<sub>3</sub>)  $\delta$ : 37.5 (2C, CH<sub>2</sub>NCO), 43.1 (2C, CH<sub>2</sub>NSO<sub>2</sub>), 45.3 (4C, (CH<sub>3</sub>)<sub>2</sub>N), 49.9 (2C, CH<sub>2</sub>Ph), 114.4 (2C), 119.1 (2C), 123.0 (2C), 125.9 (4C), 126.3 (2C), 128.1 (2C), 128.3 (2C), 128.9 (4C), 129.1 (4C), 129.2 (2C), 129.7 (2C), 130.1 (2C), 130.5 (2C), 130.6 (4C), 134.9 (2C), 135.6 (2C), 151.3 (2C), 162.9 (C=O). MS (FAB<sup>+</sup>): *m/z* (%) 999 (31) [*M* + H]<sup>+</sup>; HRMS (FAB<sup>+</sup>): calculated for C<sub>21</sub>H<sub>19</sub>O<sub>2</sub>N<sub>2</sub> [*M* + H]<sup>+</sup>, *m/z* 999.3210; found for [*M* + H]<sup>+</sup>, *m/z* 999.3365. UV/Vis three bands CH<sub>3</sub>Cl:  $\lambda$  nm ( $\epsilon$ , M<sup>-1</sup> cm<sup>-1</sup>): 350 (24698), 362 (25362), 383 (29604).

## 6. Refinement

Crystal data, data collection and structure refinement details are summarized in Table 2. Aromatic, methylene and methyl H atoms were positioned geometrically and were constrained using the riding-model approximation [C–H = 0.95–0.98 Å with *U*<sub>iso</sub>(H) = 1.5*U*<sub>eq</sub>(C-methyl) and 1.5*U*<sub>eq</sub>(C) for other H atoms].

## Acknowledgements

This work was supported by CONACyT, project CB2011/168952. The authors thank the LANEM Laboratory for the use of spectrometric instruments.

## References

- Abad, S., Kluciar, M., Miranda, M. A. & Pischel, U. (2005). *J. Org. Chem.* **70**, 10565–10568.
- Agilent (2014). *CrysAlis PRO*. Agilent Technologies Ltd, Yarnton, Oxfordshire, England.
- Brandenburg, K. (1999). *DIAMOND*. Crystal Impact GbR, Bonn, Germany.
- Claudio-Catalán, M. A., Medrano, F., Tlahuext, H. & Godoy-Alcantar, C. (2016). Unpublished data set.
- Colquhoun, H. M., Zhu, Z., Williams, D. J., Drew, M. G. B., Cardin, C. J., Gan, Y., Crawford, A. G. & Marder, T. B. (2010). *Chem. Eur. J.* **16**, 907–918.
- Desiraju, G. R. (1989). *Crystal Engineering: The Design of Organic Solids*. New York: Elsevier.
- Desiraju, G. R. & Steiner, T. (1999). *The Weak Hydrogen Bond in Structural Chemistry and Biology*. New York: Oxford University Press.
- Dolomanov, O. V., Bourhis, L. J., Gildea, R. J., Howard, J. A. K. & Puschmann, H. (2009). *J. Appl. Cryst.* **42**, 339–341.
- Fallon, G. D., Lee, M. A.-P., Langford, S. J. & Nichols, P. J. (2004). *Org. Lett.* **6**, 655–658.
- Groom, C. R., Bruno, I. J., Lightfoot, M. P. & Ward, S. C. (2016). *Acta Cryst.* **B72**, 171–179.
- Hamilton, D. G., Feeder, N., Teat, S. J. & Sanders, J. K. M. (1998). *New J. Chem.* **22**, 1019–1021.
- Hansen, J. G., Feeder, N., Hamilton, D. G., Gunter, M. J., Becher, J. & Sanders, J. K. M. (2000). *Org. Lett.* **2**, 449–452.
- Koshakaryan, G., Klivansky, L. M., Cao, D., Snauko, M., Teat, S. J., Struppe, J. O. & Liu, Y. (2009). *J. Am. Chem. Soc.* **131**, 2078–2079.
- Landey-Álvarez, M. A., Ochoa-Terán, A., Pina-Luis, G., Martínez-Quiroz, M., Aguilar-Martínez, M., Elías-García, J., Miranda-Soto, V., Ramírez, J.-Z., Machi-Lara, L., Labastida-Galván, V. & Ordoñez, M. (2016). *Supramol. Chem.* pp. 1–15.

- Lehn, J.-M. (1995). *Supramolecular Chemistry: Concepts and Perspectives*. Weinheim, Germany: VCH.
- Liu, Z., Liu, G., Wu, Y., Cao, D., Sun, J., Schneebeli, S. T., Nassar, M. S., Mirkin, C. A. & Stoddart, J. F. (2014). *J. Am. Chem. Soc.* **136**, 16651–16660.
- Ono, T., Sugimoto, M. & Hisaeda, Y. (2015). *J. Am. Chem. Soc.* **137**, 9519–9522.
- Schneebeli, S. T., Frasconi, M., Liu, Z., Wu, Y., Gardner, D. M., Strutt, N. L., Cheng, C., Carmieli, R., Wasielewski, M. R. & Stoddart, J. F. (2013). *Angew. Chem. Int. Ed.* **52**, 13100–13104.
- Shankar, B. H. & Ramaiah, D. (2011). *J. Phys. Chem. B*, **115**, 13292–13299.
- Sheldrick, G. M. (2008). *Acta Cryst. A* **64**, 112–122.
- Sheldrick, G. M. (2015). *Acta Cryst. C* **71**, 3–8.
- Shimizu, K. D. (2010). *Nat. Chem.* **2**, 612–613.
- Steed, J. E. & Atwood, J. L. (2000). *Supramolecular Chemistry*, p. 400. Chichester, UK: John Wiley & Sons.
- Wu, Y., Nalluri, S. K. M., Young, R. M., Krzyaniak, M. D., Margulies, E. A., Stoddart, J. F. & Wasielewski, M. R. (2015). *Angew. Chem. Int. Ed.* **54**, 11971–11977.

## supporting information

*Acta Cryst.* (2016). E72, 1503-1508 [https://doi.org/10.1107/S2056989016015188]

## Crystal structure of *N,N'*-bis[2-((benzyl){5-(dimethylamino)naphthalen-1-yl)sulfonyl}amino)ethyl]naphthalene-1,8:4,5-tetracarboximide 1,2-dichlorobenzene trisolvate

Miguel Ángel Claudio-Catalán, Felipe Medrano, Hugo Tlahuext and Carolina Godoy-Alcántar

### Computing details

Data collection: *CrysAlis PRO* (Agilent, 2014); cell refinement: *CrysAlis PRO* (Agilent, 2014); data reduction: *CrysAlis PRO* (Agilent, 2014); program(s) used to solve structure: *SHELXS97* (Sheldrick, 2008); program(s) used to refine structure: *SHELXL2014/7* (Sheldrick, 2015); molecular graphics: *OLEX2* (Dolomanov *et al.*, 2009) and *DIAMOND* (Brandenburg, 1999); software used to prepare material for publication: *OLEX2* (Dolomanov *et al.*, 2009).

### *N,N'*-Bis[2-((benzyl){5-(dimethylamino)naphthalen-1-yl)sulfonyl}amino)ethyl]naphthalene-1,8:4,5-tetracarboximide 1,2-dichlorobenzene trisolvate

#### Crystal data

$C_{56}H_{50}N_6O_8S_2 \cdot 3C_6H_4Cl_2$   
 $M_r = 1440.11$   
 Triclinic,  $P\bar{1}$   
 $a = 12.17737$  (14) Å  
 $b = 17.2876$  (2) Å  
 $c = 17.8916$  (2) Å  
 $\alpha = 110.9544$  (12)°  
 $\beta = 96.2760$  (11)°  
 $\gamma = 103.5159$  (10)°  
 $V = 3341.91$  (8) Å<sup>3</sup>  
 $Z = 2$

$F(000) = 1492$   
 $D_x = 1.431$  Mg m<sup>-3</sup>  
 Melting point = 516–517 K  
 Cu  $K\alpha$  radiation,  $\lambda = 1.54184$  Å  
 Cell parameters from 29431 reflections  
 $\theta = 2.9$ – $72.6$ °  
 $\mu = 3.44$  mm<sup>-1</sup>  
 $T = 100$  K  
 Prism, orange  
 $0.20 \times 0.10 \times 0.05$  mm

#### Data collection

Agilent SuperNova, Dual, Cu at zero, EosS2 diffractometer  
 Radiation source: sealed X-ray tube, SuperNova (Cu) X-ray Source  
 Mirror monochromator  
 Detector resolution: 8.0769 pixels mm<sup>-1</sup>  
 $\omega$  scans  
 Absorption correction: multi-scan (CrysAlis PRO; Agilent, 2014)

$T_{\min} = 0.874$ ,  $T_{\max} = 1.000$   
 54279 measured reflections  
 13086 independent reflections  
 11914 reflections with  $I > 2\sigma(I)$   
 $R_{\text{int}} = 0.026$   
 $\theta_{\max} = 73.0$ °,  $\theta_{\min} = 2.7$ °  
 $h = -15 \rightarrow 15$   
 $k = -21 \rightarrow 21$   
 $l = -21 \rightarrow 22$

*Refinement*

Refinement on  $F^2$   
 Least-squares matrix: full  
 $R[F^2 > 2\sigma(F^2)] = 0.034$   
 $wR(F^2) = 0.097$   
 $S = 1.03$   
 13086 reflections  
 869 parameters  
 0 restraints

Primary atom site location: structure-invariant  
 direct methods  
 Hydrogen site location: inferred from  
 neighbouring sites  
 H-atom parameters constrained  
 $w = 1/[\sigma^2(F_o^2) + (0.056P)^2 + 1.406P]$   
 where  $P = (F_o^2 + 2F_c^2)/3$   
 $(\Delta/\sigma)_{\max} = 0.001$   
 $\Delta\rho_{\max} = 0.74 \text{ e } \text{\AA}^{-3}$   
 $\Delta\rho_{\min} = -0.45 \text{ e } \text{\AA}^{-3}$

*Special details*

**Geometry.** All esds (except the esd in the dihedral angle between two l.s. planes) are estimated using the full covariance matrix. The cell esds are taken into account individually in the estimation of esds in distances, angles and torsion angles; correlations between esds in cell parameters are only used when they are defined by crystal symmetry. An approximate (isotropic) treatment of cell esds is used for estimating esds involving l.s. planes.

**Refinement.** 1. Fixed Uiso At 1.2 times of: All C(H) groups, All C(H,H) groups At 1.5 times of: All C(H,H,H) groups 2.a Secondary CH2 refined with riding coordinates: C12(H12A,H12B), C11(H11A,H11B), C20(H20A,H20B), C39(H39A,H39B), C48(H48A, H48B), C40(H40A,H40B) 2.b Aromatic/amide H refined with riding coordinates: C2(H2), C18(H18), C4(H4), C23(H23), C19(H19), C3(H3), C22(H22), C9(H9), C25(H25), C8(H8), C73(H73), C7(H7), C74(H74), C24(H24), C26(H26), C71(H71), C72(H72), C47(H47), C32(H32), C30(H30), C62(H62), C46(H46), C51(H51), C36(H36), C50(H50), C37(H37), C31(H31), C61(H61), C54(H54), C35(H35), C60(H60), C53(H53), C52(H52), C59(H59), C65(H65), C67(H67), C68(H68), C66(H66) 2.c Idealised Me refined as rotating group: C28(H28A,H28B,H28C), C27(H27A,H27B,H27C), C56(H56A,H56B,H56C), C55(H55A,H55B, H55C)

*Fractional atomic coordinates and isotropic or equivalent isotropic displacement parameters ( $\text{\AA}^2$ )*

	<i>x</i>	<i>y</i>	<i>z</i>	$U_{\text{iso}}^*/U_{\text{eq}}$
S1	0.19073 (3)	0.75685 (2)	0.24683 (2)	0.01493 (8)
Cl6	0.67288 (4)	0.57176 (3)	0.54497 (3)	0.03455 (10)
Cl5	0.69686 (4)	0.73661 (3)	0.50338 (3)	0.04428 (13)
O3	-0.08861 (9)	0.89558 (7)	0.24342 (6)	0.0210 (2)
O1	0.19908 (9)	0.77111 (7)	0.17289 (6)	0.0212 (2)
O4	-0.08934 (9)	0.72885 (6)	0.39083 (6)	0.0194 (2)
O2	0.26566 (9)	0.71343 (7)	0.27162 (6)	0.0197 (2)
N2	-0.08971 (10)	0.81240 (7)	0.31685 (7)	0.0149 (2)
N1	0.05830 (10)	0.70359 (7)	0.24087 (7)	0.0152 (2)
C13	-0.07211 (12)	0.89229 (9)	0.31046 (9)	0.0157 (3)
C1	0.21767 (11)	0.86101 (9)	0.32637 (9)	0.0148 (3)
C2	0.22425 (12)	0.92925 (9)	0.30290 (9)	0.0185 (3)
H2	0.2112	0.9190	0.2464	0.022*
N3	0.35385 (11)	1.06595 (8)	0.61154 (8)	0.0203 (3)
C15	-0.01802 (11)	0.96231 (9)	0.46334 (8)	0.0133 (3)
C18	-0.01783 (12)	0.87352 (9)	0.54171 (9)	0.0170 (3)
H18	-0.0290	0.8181	0.5437	0.020*
C4	0.27689 (12)	1.02957 (9)	0.44374 (9)	0.0181 (3)
H4	0.2967	1.0873	0.4834	0.022*
C16	-0.03523 (11)	0.88034 (9)	0.46729 (9)	0.0139 (3)
C23	-0.14700 (13)	0.41817 (10)	0.06594 (10)	0.0226 (3)
H23	-0.2258	0.3848	0.0445	0.027*



---

C17	-0.07277 (11)	0.80072 (9)	0.39066 (9)	0.0148 (3)
C19	0.01643 (12)	0.94848 (9)	0.61479 (9)	0.0177 (3)
H19	0.0270	0.9435	0.6661	0.021*
C12	-0.13094 (12)	0.73496 (9)	0.23968 (9)	0.0169 (3)
H12A	-0.1931	0.7419	0.2043	0.020*
H12B	-0.1642	0.6838	0.2517	0.020*
C5	0.27561 (11)	0.96116 (9)	0.47012 (9)	0.0148 (3)
C10	0.23834 (11)	0.87377 (9)	0.41091 (9)	0.0140 (3)
C21	-0.00149 (12)	0.54144 (9)	0.17070 (9)	0.0157 (3)
C14	-0.03475 (12)	0.97082 (9)	0.38777 (9)	0.0150 (3)
C3	0.25032 (13)	1.01428 (9)	0.36250 (10)	0.0202 (3)
H3	0.2495	1.0608	0.3463	0.024*
C6	0.30788 (11)	0.97820 (9)	0.55544 (9)	0.0166 (3)
C22	-0.11631 (13)	0.49109 (9)	0.13944 (9)	0.0186 (3)
H22	-0.1741	0.5065	0.1683	0.022*
C9	0.22245 (12)	0.80530 (9)	0.43852 (9)	0.0168 (3)
H9	0.1960	0.7468	0.4000	0.020*
C11	-0.03476 (12)	0.71921 (9)	0.19387 (8)	0.0155 (3)
H11A	-0.0676	0.6685	0.1412	0.019*
H11B	-0.0020	0.7702	0.1815	0.019*
C25	0.05176 (14)	0.44374 (10)	0.05536 (10)	0.0241 (3)
H25	0.1097	0.4273	0.0272	0.029*
C8	0.24521 (13)	0.82367 (10)	0.52047 (9)	0.0202 (3)
H8	0.2306	0.7774	0.5384	0.024*
C73	0.43748 (14)	0.73761 (12)	0.62140 (11)	0.0321 (4)
H73	0.3867	0.7718	0.6371	0.039*
C7	0.28998 (13)	0.90977 (10)	0.57924 (9)	0.0201 (3)
H7	0.3079	0.9205	0.6357	0.024*
C74	0.51894 (16)	0.75901 (11)	0.57842 (11)	0.0300 (4)
H74	0.5243	0.8078	0.5647	0.036*
C69	0.59299 (14)	0.70853 (10)	0.55541 (10)	0.0243 (3)
C20	0.03168 (12)	0.62007 (9)	0.25087 (9)	0.0163 (3)
H20A	-0.0326	0.6166	0.2802	0.020*
H20B	0.1002	0.6189	0.2853	0.020*
C70	0.58373 (13)	0.63686 (10)	0.57470 (10)	0.0226 (3)
C24	-0.06324 (14)	0.39416 (10)	0.02411 (10)	0.0234 (3)
H24	-0.0842	0.3441	-0.0256	0.028*
C28	0.35179 (15)	1.08222 (11)	0.69698 (10)	0.0276 (3)
H28A	0.2750	1.0524	0.7009	0.041*
H28B	0.3692	1.1447	0.7286	0.041*
H28C	0.4098	1.0606	0.7189	0.041*
C26	0.08184 (13)	0.51720 (9)	0.12751 (9)	0.0199 (3)
H26	0.1603	0.5515	0.1478	0.024*
C71	0.50229 (16)	0.61617 (12)	0.61816 (11)	0.0308 (4)
H71	0.4965	0.5673	0.6318	0.037*
C27	0.47087 (14)	1.10772 (12)	0.60510 (11)	0.0308 (4)
H27A	0.5270	1.0855	0.6283	0.046*
H27B	0.4904	1.1706	0.6354	0.046*

H27C	0.4729	1.0948	0.5474	0.046*
C72	0.42945 (15)	0.66686 (13)	0.64163 (11)	0.0346 (4)
H72	0.3738	0.6530	0.6717	0.042*
S2	0.17486 (3)	0.76401 (2)	0.74465 (2)	0.01531 (8)
Cl1	0.74045 (3)	0.73768 (3)	0.03177 (3)	0.03251 (10)
Cl2	0.67800 (3)	0.56374 (2)	0.06086 (3)	0.03107 (10)
O7	-0.11632 (9)	0.89353 (7)	0.74506 (6)	0.0215 (2)
O5	0.17643 (9)	0.78095 (7)	0.67160 (6)	0.0225 (2)
O8	-0.10021 (9)	0.72829 (6)	0.89241 (6)	0.0199 (2)
O6	0.25383 (9)	0.72127 (7)	0.76537 (7)	0.0212 (2)
N5	-0.10660 (10)	0.81110 (8)	0.81829 (7)	0.0157 (2)
N4	0.04457 (10)	0.70822 (7)	0.74075 (7)	0.0154 (2)
C47	0.03877 (12)	0.94984 (9)	1.11372 (9)	0.0171 (3)
H47	0.0585	0.9454	1.1646	0.020*
C41	-0.09349 (12)	0.89094 (9)	0.81190 (9)	0.0163 (3)
C38	0.23320 (11)	0.87835 (9)	0.91056 (9)	0.0141 (3)
C44	-0.03418 (11)	0.88033 (9)	0.96747 (9)	0.0144 (3)
C49	-0.00293 (12)	0.54617 (9)	0.67090 (9)	0.0161 (3)
C32	0.26568 (12)	1.03448 (9)	0.94680 (9)	0.0175 (3)
H32	0.2866	1.0918	0.9874	0.021*
C29	0.20294 (11)	0.86685 (9)	0.82676 (9)	0.0149 (3)
N6	0.36162 (11)	1.06867 (8)	1.11139 (8)	0.0201 (3)
C30	0.20231 (12)	0.93567 (9)	0.80535 (9)	0.0184 (3)
H30	0.1833	0.9263	0.7493	0.022*
C43	-0.02205 (11)	0.96206 (9)	0.96352 (8)	0.0136 (3)
C57	0.61803 (13)	0.70800 (10)	0.06827 (9)	0.0209 (3)
C62	0.54740 (14)	0.76180 (10)	0.08531 (10)	0.0250 (3)
H62	0.5645	0.8131	0.0750	0.030*
C46	-0.00313 (12)	0.87448 (9)	1.04134 (9)	0.0161 (3)
H46	-0.0101	0.8194	1.0432	0.019*
C45	-0.08202 (11)	0.80018 (9)	0.89182 (9)	0.0151 (3)
C42	-0.05138 (12)	0.96965 (9)	0.88864 (9)	0.0153 (3)
C39	-0.05221 (12)	0.72071 (9)	0.69431 (9)	0.0161 (3)
H39A	-0.0843	0.6695	0.6419	0.019*
H39B	-0.0233	0.7719	0.6814	0.019*
C51	-0.14298 (14)	0.42729 (10)	0.55784 (10)	0.0250 (3)
H51	-0.2212	0.3968	0.5306	0.030*
C48	0.02496 (12)	0.62465 (9)	0.75062 (9)	0.0169 (3)
H48A	-0.0395	0.6180	0.7793	0.020*
H48B	0.0951	0.6266	0.7858	0.020*
C36	0.25694 (13)	0.82636 (9)	1.01796 (9)	0.0196 (3)
H36	0.2471	0.7796	1.0351	0.024*
C40	-0.14825 (12)	0.73367 (9)	0.74141 (9)	0.0178 (3)
H40A	-0.2126	0.7394	0.7069	0.021*
H40B	-0.1783	0.6821	0.7536	0.021*
C50	-0.11737 (13)	0.50007 (9)	0.63098 (10)	0.0202 (3)
H50	-0.1784	0.5184	0.6538	0.024*
C34	0.31473 (11)	0.98141 (9)	1.05462 (9)	0.0163 (3)

C37	0.22504 (12)	0.80914 (9)	0.93661 (9)	0.0168 (3)
H37	0.1974	0.7509	0.8976	0.020*
C58	0.59165 (13)	0.63204 (10)	0.08181 (9)	0.0203 (3)
C31	0.22989 (12)	1.02016 (9)	0.86658 (9)	0.0191 (3)
H31	0.2236	1.0670	0.8521	0.023*
C61	0.45182 (14)	0.74021 (11)	0.11743 (10)	0.0273 (3)
H61	0.4038	0.7772	0.1298	0.033*
C54	0.08498 (13)	0.51758 (9)	0.63686 (10)	0.0209 (3)
H54	0.1633	0.5485	0.6633	0.025*
C33	0.27227 (11)	0.96537 (9)	0.97068 (9)	0.0148 (3)
C56	0.37005 (14)	1.08286 (11)	1.19736 (10)	0.0267 (3)
H56A	0.2963	1.0521	1.2048	0.040*
H56B	0.3882	1.1450	1.2306	0.040*
H56C	0.4314	1.0610	1.2146	0.040*
C35	0.30409 (13)	0.91200 (10)	1.07700 (9)	0.0194 (3)
H35	0.3288	0.9219	1.1328	0.023*
C60	0.42596 (14)	0.66501 (11)	0.13160 (11)	0.0275 (3)
H60	0.3605	0.6507	0.1539	0.033*
C53	0.05946 (15)	0.44438 (10)	0.56466 (10)	0.0251 (3)
H53	0.1202	0.4250	0.5425	0.030*
C52	-0.05465 (15)	0.39939 (10)	0.52484 (10)	0.0257 (3)
H52	-0.0721	0.3496	0.4751	0.031*
C59	0.49533 (14)	0.61065 (10)	0.11340 (10)	0.0243 (3)
H59	0.4770	0.5587	0.1225	0.029*
C55	0.47316 (14)	1.11330 (12)	1.09971 (11)	0.0323 (4)
H55A	0.5340	1.0921	1.1187	0.048*
H55B	0.4914	1.1758	1.1312	0.048*
H55C	0.4682	1.1017	1.0415	0.048*
Cl4	0.30187 (3)	0.43343 (3)	0.69251 (3)	0.03212 (10)
Cl3	0.40852 (4)	0.62180 (3)	0.83265 (3)	0.03876 (11)
C63	0.49571 (14)	0.55818 (10)	0.79349 (10)	0.0242 (3)
C65	0.52000 (14)	0.42501 (11)	0.70186 (11)	0.0269 (3)
H65	0.4878	0.3685	0.6599	0.032*
C64	0.44887 (13)	0.47549 (10)	0.73244 (10)	0.0226 (3)
C67	0.68559 (14)	0.54154 (12)	0.79409 (12)	0.0313 (4)
H67	0.7667	0.5641	0.8151	0.038*
C68	0.61463 (15)	0.59036 (11)	0.82303 (11)	0.0302 (4)
H68	0.6469	0.6473	0.8641	0.036*
C66	0.63803 (15)	0.45730 (12)	0.73272 (12)	0.0322 (4)
H66	0.6870	0.4227	0.7126	0.039*

Atomic displacement parameters ( $\text{\AA}^2$ )

	$U^{11}$	$U^{22}$	$U^{33}$	$U^{12}$	$U^{13}$	$U^{23}$
S1	0.01687 (16)	0.01485 (15)	0.01071 (16)	0.00375 (12)	0.00225 (12)	0.00316 (13)
Cl6	0.0310 (2)	0.0289 (2)	0.0372 (2)	0.01418 (16)	0.00131 (17)	0.00403 (18)
Cl5	0.0503 (3)	0.0319 (2)	0.0516 (3)	0.00476 (19)	0.0321 (2)	0.0162 (2)
O3	0.0307 (6)	0.0202 (5)	0.0120 (5)	0.0091 (4)	0.0009 (4)	0.0061 (4)

O1	0.0241 (5)	0.0239 (5)	0.0123 (5)	0.0032 (4)	0.0045 (4)	0.0057 (4)
O4	0.0258 (5)	0.0134 (5)	0.0168 (5)	0.0037 (4)	0.0036 (4)	0.0050 (4)
O2	0.0198 (5)	0.0201 (5)	0.0182 (5)	0.0089 (4)	0.0034 (4)	0.0046 (4)
N2	0.0169 (5)	0.0141 (5)	0.0111 (6)	0.0045 (4)	0.0008 (4)	0.0026 (5)
N1	0.0160 (5)	0.0129 (5)	0.0151 (6)	0.0031 (4)	0.0000 (4)	0.0053 (5)
C13	0.0171 (6)	0.0164 (7)	0.0126 (7)	0.0062 (5)	0.0016 (5)	0.0043 (6)
C1	0.0128 (6)	0.0142 (6)	0.0134 (7)	0.0019 (5)	0.0005 (5)	0.0030 (5)
C2	0.0194 (7)	0.0205 (7)	0.0145 (7)	0.0039 (5)	0.0002 (5)	0.0079 (6)
N3	0.0178 (6)	0.0194 (6)	0.0144 (6)	0.0007 (5)	0.0001 (5)	0.0001 (5)
C15	0.0117 (6)	0.0154 (6)	0.0132 (7)	0.0053 (5)	0.0029 (5)	0.0053 (6)
C18	0.0202 (7)	0.0145 (6)	0.0178 (7)	0.0059 (5)	0.0042 (5)	0.0077 (6)
C4	0.0170 (6)	0.0138 (6)	0.0199 (7)	0.0023 (5)	0.0014 (5)	0.0048 (6)
C16	0.0127 (6)	0.0150 (6)	0.0136 (7)	0.0050 (5)	0.0027 (5)	0.0047 (5)
C23	0.0232 (7)	0.0163 (7)	0.0226 (8)	0.0006 (6)	-0.0023 (6)	0.0066 (6)
C17	0.0139 (6)	0.0166 (7)	0.0136 (7)	0.0049 (5)	0.0025 (5)	0.0055 (6)
C19	0.0229 (7)	0.0189 (7)	0.0125 (7)	0.0070 (6)	0.0029 (5)	0.0073 (6)
C12	0.0188 (7)	0.0148 (6)	0.0123 (7)	0.0036 (5)	-0.0007 (5)	0.0016 (5)
C5	0.0113 (6)	0.0165 (6)	0.0147 (7)	0.0033 (5)	0.0022 (5)	0.0046 (6)
C10	0.0118 (6)	0.0156 (6)	0.0138 (7)	0.0044 (5)	0.0020 (5)	0.0050 (5)
C21	0.0211 (7)	0.0130 (6)	0.0136 (7)	0.0058 (5)	0.0022 (5)	0.0060 (5)
C14	0.0151 (6)	0.0161 (6)	0.0139 (7)	0.0063 (5)	0.0022 (5)	0.0051 (6)
C3	0.0224 (7)	0.0156 (7)	0.0225 (8)	0.0038 (5)	0.0009 (6)	0.0096 (6)
C6	0.0122 (6)	0.0192 (7)	0.0139 (7)	0.0031 (5)	0.0013 (5)	0.0028 (6)
C22	0.0201 (7)	0.0163 (6)	0.0195 (7)	0.0057 (5)	0.0034 (6)	0.0070 (6)
C9	0.0191 (7)	0.0150 (6)	0.0139 (7)	0.0036 (5)	0.0018 (5)	0.0044 (6)
C11	0.0192 (6)	0.0144 (6)	0.0111 (6)	0.0046 (5)	-0.0002 (5)	0.0041 (5)
C25	0.0292 (8)	0.0214 (7)	0.0215 (8)	0.0097 (6)	0.0094 (6)	0.0058 (6)
C8	0.0245 (7)	0.0202 (7)	0.0179 (7)	0.0057 (6)	0.0041 (6)	0.0104 (6)
C73	0.0235 (8)	0.0393 (10)	0.0249 (9)	0.0132 (7)	0.0023 (7)	0.0013 (8)
C7	0.0220 (7)	0.0249 (7)	0.0119 (7)	0.0066 (6)	0.0020 (5)	0.0064 (6)
C74	0.0367 (9)	0.0268 (8)	0.0255 (9)	0.0121 (7)	0.0035 (7)	0.0084 (7)
C69	0.0245 (7)	0.0234 (7)	0.0206 (8)	0.0029 (6)	0.0062 (6)	0.0058 (6)
C20	0.0217 (7)	0.0132 (6)	0.0133 (7)	0.0049 (5)	0.0026 (5)	0.0049 (6)
C70	0.0207 (7)	0.0224 (7)	0.0187 (8)	0.0052 (6)	-0.0005 (6)	0.0033 (6)
C24	0.0339 (8)	0.0147 (7)	0.0160 (7)	0.0048 (6)	0.0017 (6)	0.0021 (6)
C28	0.0292 (8)	0.0279 (8)	0.0150 (8)	0.0050 (7)	0.0011 (6)	-0.0006 (6)
C26	0.0205 (7)	0.0174 (7)	0.0197 (7)	0.0048 (6)	0.0033 (6)	0.0056 (6)
C71	0.0371 (9)	0.0308 (9)	0.0239 (9)	0.0053 (7)	0.0069 (7)	0.0131 (7)
C27	0.0218 (8)	0.0295 (8)	0.0254 (9)	-0.0051 (6)	0.0004 (7)	0.0023 (7)
C72	0.0275 (8)	0.0441 (10)	0.0253 (9)	0.0039 (8)	0.0111 (7)	0.0085 (8)
S2	0.01726 (16)	0.01544 (16)	0.01142 (16)	0.00420 (12)	0.00325 (12)	0.00358 (13)
C11	0.02762 (19)	0.0374 (2)	0.0291 (2)	0.00037 (16)	0.01108 (16)	0.01363 (18)
C12	0.02618 (19)	0.02378 (19)	0.0357 (2)	0.01054 (15)	0.00128 (16)	0.00270 (17)
O7	0.0302 (6)	0.0203 (5)	0.0139 (5)	0.0094 (4)	0.0009 (4)	0.0064 (4)
O5	0.0268 (5)	0.0241 (5)	0.0130 (5)	0.0027 (4)	0.0052 (4)	0.0060 (4)
O8	0.0265 (5)	0.0138 (5)	0.0184 (5)	0.0043 (4)	0.0055 (4)	0.0062 (4)
O6	0.0199 (5)	0.0214 (5)	0.0211 (5)	0.0095 (4)	0.0042 (4)	0.0050 (4)
N5	0.0172 (5)	0.0146 (5)	0.0140 (6)	0.0051 (4)	0.0020 (4)	0.0043 (5)

---

N4	0.0172 (6)	0.0133 (5)	0.0147 (6)	0.0039 (4)	0.0009 (5)	0.0055 (5)
C47	0.0200 (7)	0.0192 (7)	0.0141 (7)	0.0073 (5)	0.0032 (5)	0.0081 (6)
C41	0.0170 (6)	0.0169 (7)	0.0154 (7)	0.0066 (5)	0.0027 (5)	0.0060 (6)
C38	0.0119 (6)	0.0157 (6)	0.0138 (7)	0.0037 (5)	0.0022 (5)	0.0052 (5)
C44	0.0132 (6)	0.0153 (6)	0.0155 (7)	0.0055 (5)	0.0039 (5)	0.0060 (6)
C49	0.0216 (7)	0.0132 (6)	0.0141 (7)	0.0049 (5)	0.0024 (5)	0.0065 (6)
C32	0.0168 (6)	0.0136 (6)	0.0197 (7)	0.0026 (5)	0.0031 (5)	0.0053 (6)
C29	0.0140 (6)	0.0141 (6)	0.0144 (7)	0.0030 (5)	0.0024 (5)	0.0040 (5)
N6	0.0185 (6)	0.0192 (6)	0.0152 (6)	0.0015 (5)	0.0011 (5)	0.0017 (5)
C30	0.0191 (7)	0.0205 (7)	0.0159 (7)	0.0045 (5)	0.0016 (5)	0.0090 (6)
C43	0.0123 (6)	0.0153 (6)	0.0145 (7)	0.0056 (5)	0.0040 (5)	0.0060 (6)
C57	0.0193 (7)	0.0250 (7)	0.0135 (7)	0.0009 (6)	0.0015 (6)	0.0060 (6)
C62	0.0282 (8)	0.0222 (7)	0.0227 (8)	0.0051 (6)	-0.0008 (6)	0.0099 (6)
C46	0.0187 (6)	0.0145 (6)	0.0175 (7)	0.0061 (5)	0.0050 (5)	0.0080 (6)
C45	0.0144 (6)	0.0167 (7)	0.0159 (7)	0.0059 (5)	0.0054 (5)	0.0070 (6)
C42	0.0153 (6)	0.0165 (7)	0.0151 (7)	0.0057 (5)	0.0039 (5)	0.0065 (6)
C39	0.0190 (7)	0.0148 (6)	0.0120 (7)	0.0043 (5)	0.0002 (5)	0.0039 (5)
C51	0.0270 (8)	0.0178 (7)	0.0230 (8)	0.0012 (6)	-0.0033 (6)	0.0059 (6)
C48	0.0220 (7)	0.0143 (6)	0.0145 (7)	0.0053 (5)	0.0030 (5)	0.0061 (6)
C36	0.0235 (7)	0.0191 (7)	0.0177 (7)	0.0066 (6)	0.0027 (6)	0.0093 (6)
C40	0.0188 (7)	0.0158 (6)	0.0138 (7)	0.0038 (5)	-0.0008 (5)	0.0022 (6)
C50	0.0215 (7)	0.0173 (7)	0.0216 (8)	0.0059 (6)	0.0031 (6)	0.0079 (6)
C34	0.0125 (6)	0.0182 (7)	0.0143 (7)	0.0034 (5)	0.0020 (5)	0.0031 (6)
C37	0.0192 (7)	0.0146 (6)	0.0150 (7)	0.0043 (5)	0.0022 (5)	0.0050 (6)
C58	0.0199 (7)	0.0205 (7)	0.0154 (7)	0.0053 (6)	-0.0010 (6)	0.0031 (6)
C31	0.0217 (7)	0.0153 (6)	0.0218 (8)	0.0048 (5)	0.0025 (6)	0.0100 (6)
C61	0.0243 (8)	0.0297 (8)	0.0248 (9)	0.0115 (7)	0.0003 (6)	0.0065 (7)
C54	0.0221 (7)	0.0170 (7)	0.0217 (8)	0.0050 (6)	0.0036 (6)	0.0062 (6)
C33	0.0113 (6)	0.0167 (6)	0.0153 (7)	0.0033 (5)	0.0030 (5)	0.0056 (6)
C56	0.0289 (8)	0.0264 (8)	0.0150 (8)	0.0059 (6)	-0.0005 (6)	-0.0002 (6)
C35	0.0210 (7)	0.0241 (7)	0.0125 (7)	0.0068 (6)	0.0009 (5)	0.0072 (6)
C60	0.0198 (7)	0.0350 (9)	0.0254 (8)	0.0055 (6)	0.0071 (6)	0.0104 (7)
C53	0.0325 (8)	0.0192 (7)	0.0247 (8)	0.0101 (6)	0.0118 (7)	0.0067 (6)
C52	0.0399 (9)	0.0148 (7)	0.0169 (8)	0.0050 (6)	0.0035 (7)	0.0026 (6)
C59	0.0245 (7)	0.0243 (8)	0.0231 (8)	0.0028 (6)	0.0023 (6)	0.0119 (7)
C55	0.0239 (8)	0.0291 (8)	0.0276 (9)	-0.0054 (7)	0.0026 (7)	0.0017 (7)
C14	0.01841 (17)	0.0384 (2)	0.0331 (2)	0.00178 (15)	0.00127 (15)	0.01215 (18)
C13	0.0389 (2)	0.0291 (2)	0.0496 (3)	0.01544 (17)	0.0146 (2)	0.0123 (2)
C63	0.0263 (8)	0.0249 (8)	0.0262 (8)	0.0083 (6)	0.0062 (6)	0.0149 (7)
C65	0.0296 (8)	0.0228 (8)	0.0301 (9)	0.0058 (6)	0.0090 (7)	0.0130 (7)
C64	0.0190 (7)	0.0243 (7)	0.0264 (8)	0.0035 (6)	0.0025 (6)	0.0146 (7)
C67	0.0168 (7)	0.0407 (10)	0.0444 (11)	0.0047 (7)	0.0024 (7)	0.0296 (9)
C68	0.0305 (8)	0.0249 (8)	0.0304 (9)	-0.0012 (7)	-0.0021 (7)	0.0138 (7)
C66	0.0270 (8)	0.0356 (9)	0.0481 (11)	0.0154 (7)	0.0151 (8)	0.0267 (9)

---

*Geometric parameters (Å, °)*

S1—O1	1.4397 (11)	O7—C41	1.2168 (18)
S1—O2	1.4361 (10)	O8—C45	1.2146 (17)
S1—N1	1.6303 (12)	N5—C41	1.3991 (18)
S1—C1	1.7789 (14)	N5—C45	1.4049 (18)
C16—C70	1.7313 (16)	N5—C40	1.4677 (18)
C15—C69	1.7308 (16)	N4—C39	1.4694 (17)
O3—C13	1.2181 (18)	N4—C48	1.4853 (17)
O4—C17	1.2124 (17)	C47—H47	0.9500
N2—C13	1.3952 (18)	C47—C46	1.404 (2)
N2—C17	1.4065 (18)	C47—C42 <sup>ii</sup>	1.3808 (19)
N2—C12	1.4706 (17)	C41—C42	1.478 (2)
N1—C11	1.4701 (17)	C38—C29	1.433 (2)
N1—C20	1.4834 (17)	C38—C37	1.4186 (19)
C13—C14	1.4812 (19)	C38—C33	1.4292 (19)
C1—C2	1.376 (2)	C44—C43	1.4139 (19)
C1—C10	1.432 (2)	C44—C46	1.380 (2)
C2—H2	0.9500	C44—C45	1.483 (2)
C2—C3	1.409 (2)	C49—C48	1.5117 (19)
N3—C6	1.4189 (19)	C49—C50	1.394 (2)
N3—C28	1.456 (2)	C49—C54	1.391 (2)
N3—C27	1.476 (2)	C32—H32	0.9500
C15—C15 <sup>i</sup>	1.413 (3)	C32—C31	1.367 (2)
C15—C16	1.4118 (19)	C32—C33	1.4208 (19)
C15—C14	1.410 (2)	C29—C30	1.376 (2)
C18—H18	0.9500	N6—C34	1.4169 (19)
C18—C16	1.376 (2)	N6—C56	1.456 (2)
C18—C19	1.407 (2)	N6—C55	1.474 (2)
C4—H4	0.9500	C30—H30	0.9500
C4—C5	1.4190 (19)	C30—C31	1.411 (2)
C4—C3	1.367 (2)	C43—C43 <sup>ii</sup>	1.416 (3)
C16—C17	1.4841 (19)	C43—C42	1.408 (2)
C23—H23	0.9500	C57—C62	1.388 (2)
C23—C22	1.395 (2)	C57—C58	1.391 (2)
C23—C24	1.384 (2)	C62—H62	0.9500
C19—H19	0.9500	C62—C61	1.386 (2)
C19—C14 <sup>i</sup>	1.3787 (19)	C46—H46	0.9500
C12—H12A	0.9900	C42—C47 <sup>ii</sup>	1.3808 (19)
C12—H12B	0.9900	C39—H39A	0.9900
C12—C11	1.522 (2)	C39—H39B	0.9900
C5—C10	1.4285 (19)	C39—C40	1.527 (2)
C5—C6	1.437 (2)	C51—H51	0.9500
C10—C9	1.4194 (19)	C51—C50	1.394 (2)
C21—C22	1.392 (2)	C51—C52	1.384 (2)
C21—C20	1.5134 (19)	C48—H48A	0.9900
C21—C26	1.393 (2)	C48—H48B	0.9900
C14—C19 <sup>i</sup>	1.3787 (19)	C36—H36	0.9500

C3—H3	0.9500	C36—C37	1.368 (2)
C6—C7	1.374 (2)	C36—C35	1.410 (2)
C22—H22	0.9500	C40—H40A	0.9900
C9—H9	0.9500	C40—H40B	0.9900
C9—C8	1.365 (2)	C50—H50	0.9500
C11—H11A	0.9900	C34—C33	1.437 (2)
C11—H11B	0.9900	C34—C35	1.378 (2)
C25—H25	0.9500	C37—H37	0.9500
C25—C24	1.390 (2)	C58—C59	1.387 (2)
C25—C26	1.386 (2)	C31—H31	0.9500
C8—H8	0.9500	C61—H61	0.9500
C8—C7	1.412 (2)	C61—C60	1.384 (2)
C73—H73	0.9500	C54—H54	0.9500
C73—C74	1.382 (3)	C54—C53	1.388 (2)
C73—C72	1.380 (3)	C56—H56A	0.9800
C7—H7	0.9500	C56—H56B	0.9800
C74—H74	0.9500	C56—H56C	0.9800
C74—C69	1.391 (2)	C35—H35	0.9500
C69—C70	1.384 (2)	C60—H60	0.9500
C20—H20A	0.9900	C60—C59	1.384 (2)
C20—H20B	0.9900	C53—H53	0.9500
C70—C71	1.385 (2)	C53—C52	1.388 (2)
C24—H24	0.9500	C52—H52	0.9500
C28—H28A	0.9800	C59—H59	0.9500
C28—H28B	0.9800	C55—H55A	0.9800
C28—H28C	0.9800	C55—H55B	0.9800
C26—H26	0.9500	C55—H55C	0.9800
C71—H71	0.9500	Cl4—C64	1.7274 (15)
C71—C72	1.383 (3)	Cl3—C63	1.7278 (17)
C27—H27A	0.9800	C63—C64	1.388 (2)
C27—H27B	0.9800	C63—C68	1.390 (2)
C27—H27C	0.9800	C65—H65	0.9500
C72—H72	0.9500	C65—C64	1.388 (2)
S2—O5	1.4391 (11)	C65—C66	1.383 (2)
S2—O6	1.4347 (11)	C67—H67	0.9500
S2—N4	1.6323 (12)	C67—C68	1.361 (3)
S2—C29	1.7815 (14)	C67—C66	1.409 (3)
Cl1—C57	1.7341 (15)	C68—H68	0.9500
Cl2—C58	1.7293 (15)	C66—H66	0.9500
O1—S1—N1	109.76 (6)	C39—N4—S2	117.29 (9)
O1—S1—C1	106.07 (7)	C39—N4—C48	117.42 (11)
O2—S1—O1	118.32 (7)	C48—N4—S2	120.32 (9)
O2—S1—N1	107.61 (6)	C46—C47—H47	119.8
O2—S1—C1	108.46 (6)	C42 <sup>ii</sup> —C47—H47	119.8
N1—S1—C1	105.96 (6)	C42 <sup>ii</sup> —C47—C46	120.35 (13)
C13—N2—C17	125.20 (12)	O7—C41—N5	120.01 (13)
C13—N2—C12	116.53 (11)	O7—C41—C42	122.72 (13)

C17—N2—C12	118.27 (11)	N5—C41—C42	117.27 (12)
C11—N1—S1	117.28 (9)	C37—C38—C29	124.03 (13)
C11—N1—C20	117.11 (11)	C37—C38—C33	118.94 (13)
C20—N1—S1	121.14 (9)	C33—C38—C29	117.03 (12)
O3—C13—N2	120.21 (13)	C43—C44—C45	119.78 (12)
O3—C13—C14	122.57 (13)	C46—C44—C43	120.51 (13)
N2—C13—C14	117.22 (12)	C46—C44—C45	119.70 (12)
C2—C1—S1	116.75 (11)	C50—C49—C48	120.56 (13)
C2—C1—C10	121.69 (13)	C54—C49—C48	120.66 (13)
C10—C1—S1	121.45 (10)	C54—C49—C50	118.77 (14)
C1—C2—H2	119.9	C31—C32—H32	119.3
C1—C2—C3	120.12 (13)	C31—C32—C33	121.38 (13)
C3—C2—H2	119.9	C33—C32—H32	119.3
C6—N3—C28	115.76 (13)	C38—C29—S2	121.66 (10)
C6—N3—C27	113.39 (12)	C30—C29—S2	116.46 (11)
C28—N3—C27	109.56 (13)	C30—C29—C38	121.72 (13)
C16—C15—C15 <sup>i</sup>	119.37 (16)	C34—N6—C56	115.73 (13)
C14—C15—C15 <sup>i</sup>	119.12 (15)	C34—N6—C55	113.73 (12)
C14—C15—C16	121.51 (13)	C56—N6—C55	109.64 (13)
C16—C18—H18	120.0	C29—C30—H30	120.0
C16—C18—C19	120.10 (13)	C29—C30—C31	120.10 (13)
C19—C18—H18	120.0	C31—C30—H30	120.0
C5—C4—H4	119.2	C44—C43—C43 <sup>ii</sup>	119.12 (16)
C3—C4—H4	119.2	C42—C43—C44	121.49 (13)
C3—C4—C5	121.53 (13)	C42—C43—C43 <sup>ii</sup>	119.39 (16)
C15—C16—C17	119.85 (12)	C62—C57—C11	119.23 (12)
C18—C16—C15	120.56 (13)	C62—C57—C58	120.14 (14)
C18—C16—C17	119.59 (12)	C58—C57—C11	120.62 (12)
C22—C23—H23	119.8	C57—C62—H62	120.2
C24—C23—H23	119.8	C61—C62—C57	119.58 (15)
C24—C23—C22	120.31 (14)	C61—C62—H62	120.2
O4—C17—N2	121.06 (13)	C47—C46—H46	119.9
O4—C17—C16	122.35 (13)	C44—C46—C47	120.15 (13)
N2—C17—C16	116.59 (12)	C44—C46—H46	119.9
C18—C19—H19	119.9	O8—C45—N5	120.90 (13)
C14 <sup>i</sup> —C19—C18	120.23 (13)	O8—C45—C44	122.48 (13)
C14 <sup>i</sup> —C19—H19	119.9	N5—C45—C44	116.62 (12)
N2—C12—H12A	109.2	C47 <sup>ii</sup> —C42—C41	119.85 (13)
N2—C12—H12B	109.2	C47 <sup>ii</sup> —C42—C43	120.46 (13)
N2—C12—C11	112.25 (11)	C43—C42—C41	119.68 (12)
H12A—C12—H12B	107.9	N4—C39—H39A	109.1
C11—C12—H12A	109.2	N4—C39—H39B	109.1
C11—C12—H12B	109.2	N4—C39—C40	112.29 (11)
C4—C5—C10	119.27 (13)	H39A—C39—H39B	107.9
C4—C5—C6	121.13 (13)	C40—C39—H39A	109.1
C10—C5—C6	119.57 (13)	C40—C39—H39B	109.1
C5—C10—C1	117.12 (12)	C50—C51—H51	120.0
C9—C10—C1	123.99 (13)	C52—C51—H51	119.9



C9—C10—C5	118.88 (13)	C52—C51—C50	120.10 (15)
C22—C21—C20	120.26 (13)	N4—C48—C49	114.11 (11)
C22—C21—C26	118.75 (13)	N4—C48—H48A	108.7
C26—C21—C20	120.98 (13)	N4—C48—H48B	108.7
C15—C14—C13	119.63 (12)	C49—C48—H48A	108.7
C19 <sup>i</sup> —C14—C13	119.76 (13)	C49—C48—H48B	108.7
C19 <sup>i</sup> —C14—C15	120.61 (13)	H48A—C48—H48B	107.6
C2—C3—H3	120.1	C37—C36—H36	119.3
C4—C3—C2	119.80 (13)	C37—C36—C35	121.49 (13)
C4—C3—H3	120.1	C35—C36—H36	119.3
N3—C6—C5	117.79 (13)	N5—C40—C39	111.48 (11)
C7—C6—N3	123.13 (13)	N5—C40—H40A	109.3
C7—C6—C5	119.05 (13)	N5—C40—H40B	109.3
C23—C22—H22	119.8	C39—C40—H40A	109.3
C21—C22—C23	120.39 (14)	C39—C40—H40B	109.3
C21—C22—H22	119.8	H40A—C40—H40B	108.0
C10—C9—H9	120.0	C49—C50—H50	119.8
C8—C9—C10	119.91 (13)	C51—C50—C49	120.50 (14)
C8—C9—H9	120.0	C51—C50—H50	119.8
N1—C11—C12	112.44 (11)	N6—C34—C33	118.05 (13)
N1—C11—H11A	109.1	C35—C34—N6	122.96 (13)
N1—C11—H11B	109.1	C35—C34—C33	118.94 (13)
C12—C11—H11A	109.1	C38—C37—H37	120.0
C12—C11—H11B	109.1	C36—C37—C38	119.94 (13)
H11A—C11—H11B	107.8	C36—C37—H37	120.0
C24—C25—H25	120.0	C57—C58—C12	121.08 (12)
C26—C25—H25	120.0	C59—C58—C12	119.07 (12)
C26—C25—C24	120.04 (15)	C59—C58—C57	119.85 (14)
C9—C8—H8	119.2	C32—C31—C30	119.85 (13)
C9—C8—C7	121.58 (13)	C32—C31—H31	120.1
C7—C8—H8	119.2	C30—C31—H31	120.1
C74—C73—H73	119.8	C62—C61—H61	119.8
C72—C73—H73	119.8	C60—C61—C62	120.36 (15)
C72—C73—C74	120.47 (16)	C60—C61—H61	119.8
C6—C7—C8	120.58 (14)	C49—C54—H54	119.6
C6—C7—H7	119.7	C53—C54—C49	120.74 (14)
C8—C7—H7	119.7	C53—C54—H54	119.6
C73—C74—H74	120.2	C38—C33—C34	119.53 (13)
C73—C74—C69	119.51 (16)	C32—C33—C38	119.41 (13)
C69—C74—H74	120.2	C32—C33—C34	121.04 (13)
C74—C69—C15	119.49 (13)	N6—C56—H56A	109.5
C70—C69—C15	120.55 (13)	N6—C56—H56B	109.5
C70—C69—C74	119.96 (15)	N6—C56—H56C	109.5
N1—C20—C21	113.67 (11)	H56A—C56—H56B	109.5
N1—C20—H20A	108.8	H56A—C56—H56C	109.5
N1—C20—H20B	108.8	H56B—C56—H56C	109.5
C21—C20—H20A	108.8	C36—C35—H35	119.7
C21—C20—H20B	108.8	C34—C35—C36	120.66 (13)

H20A—C20—H20B	107.7	C34—C35—H35	119.7
C69—C70—Cl6	120.85 (13)	C61—C60—H60	120.0
C69—C70—C71	120.14 (15)	C59—C60—C61	120.07 (15)
C71—C70—Cl6	119.01 (13)	C59—C60—H60	120.0
C23—C24—C25	119.59 (14)	C54—C53—H53	119.9
C23—C24—H24	120.2	C52—C53—C54	120.14 (15)
C25—C24—H24	120.2	C52—C53—H53	119.9
N3—C28—H28A	109.5	C51—C52—C53	119.75 (15)
N3—C28—H28B	109.5	C51—C52—H52	120.1
N3—C28—H28C	109.5	C53—C52—H52	120.1
H28A—C28—H28B	109.5	C58—C59—H59	120.0
H28A—C28—H28C	109.5	C60—C59—C58	119.98 (15)
H28B—C28—H28C	109.5	C60—C59—H59	120.0
C21—C26—H26	119.6	N6—C55—H55A	109.5
C25—C26—C21	120.89 (14)	N6—C55—H55B	109.5
C25—C26—H26	119.6	N6—C55—H55C	109.5
C70—C71—H71	120.1	H55A—C55—H55B	109.5
C72—C71—C70	119.83 (16)	H55A—C55—H55C	109.5
C72—C71—H71	120.1	H55B—C55—H55C	109.5
N3—C27—H27A	109.5	C64—C63—Cl3	120.99 (12)
N3—C27—H27B	109.5	C64—C63—C68	119.41 (15)
N3—C27—H27C	109.5	C68—C63—Cl3	119.61 (13)
H27A—C27—H27B	109.5	C64—C65—H65	120.2
H27A—C27—H27C	109.5	C66—C65—H65	120.2
H27B—C27—H27C	109.5	C66—C65—C64	119.70 (16)
C73—C72—C71	120.08 (16)	C63—C64—Cl4	121.09 (12)
C73—C72—H72	120.0	C65—C64—Cl4	118.60 (13)
C71—C72—H72	120.0	C65—C64—C63	120.31 (14)
O5—S2—N4	109.36 (6)	C68—C67—H67	120.2
O5—S2—C29	105.88 (7)	C68—C67—C66	119.59 (15)
O6—S2—O5	118.74 (7)	C66—C67—H67	120.2
O6—S2—N4	107.79 (6)	C63—C68—H68	119.5
O6—S2—C29	108.16 (6)	C67—C68—C63	121.05 (16)
N4—S2—C29	106.27 (6)	C67—C68—H68	119.5
C41—N5—C45	125.05 (12)	C65—C66—C67	119.94 (16)
C41—N5—C40	116.49 (12)	C65—C66—H66	120.0
C45—N5—C40	118.46 (11)	C67—C66—H66	120.0
S1—N1—C11—C12	-132.54 (10)	C12—C58—C59—C60	179.14 (13)
S1—N1—C20—C21	-94.83 (13)	O7—C41—C42—C47 <sup>ii</sup>	1.3 (2)
S1—C1—C2—C3	-177.24 (11)	O7—C41—C42—C43	-177.36 (13)
S1—C1—C10—C5	171.10 (10)	O5—S2—N4—C39	-29.11 (12)
S1—C1—C10—C9	-9.81 (19)	O5—S2—N4—C48	125.32 (11)
Cl6—C70—C71—C72	-179.28 (14)	O5—S2—C29—C38	-165.99 (11)
Cl5—C69—C70—Cl6	-1.77 (19)	O5—S2—C29—C30	9.43 (13)
Cl5—C69—C70—C71	178.36 (13)	O6—S2—N4—C39	-159.49 (10)
O3—C13—C14—C15	179.55 (13)	O6—S2—N4—C48	-5.06 (12)
O3—C13—C14—C19 <sup>i</sup>	-0.6 (2)	O6—S2—C29—C38	-37.72 (13)

O1—S1—N1—C11	-32.20 (12)	O6—S2—C29—C30	137.70 (11)
O1—S1—N1—C20	123.41 (11)	N5—C41—C42—C47 <sup>ii</sup>	-178.82 (13)
O1—S1—C1—C2	8.55 (13)	N5—C41—C42—C43	2.53 (19)
O1—S1—C1—C10	-167.82 (11)	N4—S2—C29—C38	77.78 (12)
O2—S1—N1—C11	-162.21 (10)	N4—S2—C29—C30	-106.80 (11)
O2—S1—N1—C20	-6.60 (12)	N4—C39—C40—N5	61.25 (15)
O2—S1—C1—C2	136.63 (11)	C41—N5—C45—O8	177.01 (13)
O2—S1—C1—C10	-39.74 (13)	C41—N5—C45—C44	-2.55 (19)
N2—C13—C14—C15	0.36 (19)	C41—N5—C40—C39	77.33 (15)
N2—C13—C14—C19 <sup>i</sup>	-179.77 (13)	C38—C29—C30—C31	-1.2 (2)
N2—C12—C11—N1	61.88 (15)	C44—C43—C42—C47 <sup>ii</sup>	-179.98 (13)
N1—S1—C1—C2	-108.08 (11)	C44—C43—C42—C41	-1.3 (2)
N1—S1—C1—C10	75.55 (12)	C49—C54—C53—C52	0.9 (2)
C13—N2—C17—O4	-179.49 (13)	C29—S2—N4—C39	84.76 (11)
C13—N2—C17—C16	1.17 (19)	C29—S2—N4—C48	-120.81 (11)
C13—N2—C12—C11	77.16 (15)	C29—C38—C37—C36	179.38 (13)
C1—S1—N1—C11	81.92 (11)	C29—C38—C33—C32	7.81 (19)
C1—S1—N1—C20	-122.47 (11)	C29—C38—C33—C34	-173.81 (12)
C1—C2—C3—C4	4.5 (2)	C29—C30—C31—C32	4.9 (2)
C1—C10—C9—C8	179.50 (13)	N6—C34—C33—C38	174.87 (12)
C2—C1—C10—C5	-5.09 (19)	N6—C34—C33—C32	-6.8 (2)
C2—C1—C10—C9	173.99 (13)	N6—C34—C35—C36	-179.89 (13)
N3—C6—C7—C8	-179.25 (13)	C43—C44—C46—C47	1.3 (2)
C15 <sup>i</sup> —C15—C16—C18	0.4 (2)	C43—C44—C45—O8	-175.86 (13)
C15 <sup>i</sup> —C15—C16—C17	-179.83 (14)	C43—C44—C45—N5	3.70 (18)
C15 <sup>i</sup> —C15—C14—C13	179.77 (15)	C43 <sup>ii</sup> —C43—C42—C47 <sup>ii</sup>	-0.8 (2)
C15 <sup>i</sup> —C15—C14—C19 <sup>i</sup>	-0.1 (2)	C43 <sup>ii</sup> —C43—C42—C41	177.83 (15)
C15—C16—C17—O4	-179.57 (13)	C57—C62—C61—C60	-0.8 (2)
C15—C16—C17—N2	-0.24 (18)	C57—C58—C59—C60	-0.2 (2)
C18—C16—C17—O4	0.2 (2)	C62—C57—C58—C12	179.84 (12)
C18—C16—C17—N2	179.56 (12)	C62—C57—C58—C59	-0.8 (2)
C4—C5—C10—C1	7.51 (19)	C62—C61—C60—C59	-0.3 (3)
C4—C5—C10—C9	-171.62 (13)	C46—C44—C43—C43 <sup>ii</sup>	-0.2 (2)
C4—C5—C6—N3	-7.2 (2)	C46—C44—C43—C42	178.94 (13)
C4—C5—C6—C7	170.94 (13)	C46—C44—C45—O8	3.4 (2)
C16—C15—C14—C13	0.5 (2)	C46—C44—C45—N5	-177.06 (12)
C16—C15—C14—C19 <sup>i</sup>	-179.38 (13)	C45—N5—C41—O7	179.39 (13)
C16—C18—C19—C14 <sup>i</sup>	-1.2 (2)	C45—N5—C41—C42	-0.5 (2)
C17—N2—C13—O3	179.57 (13)	C45—N5—C40—C39	-102.07 (14)
C17—N2—C13—C14	-1.2 (2)	C45—C44—C43—C43 <sup>ii</sup>	179.00 (14)
C17—N2—C12—C11	-103.74 (14)	C45—C44—C43—C42	-1.8 (2)
C19—C18—C16—C15	0.6 (2)	C45—C44—C46—C47	-177.95 (13)
C19—C18—C16—C17	-179.24 (13)	C42 <sup>ii</sup> —C47—C46—C44	-1.3 (2)
C12—N2—C13—O3	-1.41 (19)	C39—N4—C48—C49	61.96 (16)
C12—N2—C13—C14	177.80 (12)	C48—N4—C39—C40	71.72 (15)
C12—N2—C17—O4	1.49 (19)	C48—C49—C50—C51	-179.45 (13)
C12—N2—C17—C16	-177.84 (11)	C48—C49—C54—C53	178.52 (13)
C5—C4—C3—C2	-1.9 (2)	C40—N5—C41—O7	0.03 (19)

C5—C10—C9—C8	-1.4 (2)	C40—N5—C41—C42	-179.86 (12)
C5—C6—C7—C8	2.7 (2)	C40—N5—C45—O8	-3.64 (19)
C10—C1—C2—C3	-0.9 (2)	C40—N5—C45—C44	176.80 (11)
C10—C5—C6—N3	174.66 (12)	C50—C49—C48—N4	-93.61 (16)
C10—C5—C6—C7	-7.2 (2)	C50—C49—C54—C53	-0.2 (2)
C10—C9—C8—C7	-3.2 (2)	C50—C51—C52—C53	-0.3 (2)
C14—C15—C16—C18	179.66 (13)	C37—C38—C29—S2	-10.89 (19)
C14—C15—C16—C17	-0.54 (19)	C37—C38—C29—C30	173.93 (14)
C3—C4—C5—C10	-4.2 (2)	C37—C38—C33—C32	-171.33 (13)
C3—C4—C5—C6	177.62 (13)	C37—C38—C33—C34	7.05 (19)
C6—C5—C10—C1	-174.30 (12)	C37—C36—C35—C34	2.9 (2)
C6—C5—C10—C9	6.57 (19)	C58—C57—C62—C61	1.3 (2)
C22—C23—C24—C25	-0.7 (2)	C31—C32—C33—C38	-4.4 (2)
C22—C21—C20—N1	-105.22 (15)	C31—C32—C33—C34	177.27 (13)
C22—C21—C26—C25	-0.9 (2)	C61—C60—C59—C58	0.8 (2)
C9—C8—C7—C6	2.5 (2)	C54—C49—C48—N4	87.67 (16)
C11—N1—C20—C21	60.82 (16)	C54—C49—C50—C51	-0.7 (2)
C73—C74—C69—C15	-178.72 (13)	C54—C53—C52—C51	-0.7 (2)
C73—C74—C69—C70	0.8 (3)	C33—C38—C29—S2	170.02 (10)
C74—C73—C72—C71	-0.7 (3)	C33—C38—C29—C30	-5.2 (2)
C74—C69—C70—C16	178.69 (13)	C33—C38—C37—C36	-1.5 (2)
C74—C69—C70—C71	-1.2 (2)	C33—C32—C31—C30	-2.1 (2)
C69—C70—C71—C72	0.6 (3)	C33—C34—C35—C36	2.7 (2)
C20—N1—C11—C12	70.86 (15)	C56—N6—C34—C33	161.71 (13)
C20—C21—C22—C23	-179.45 (13)	C56—N6—C34—C35	-15.7 (2)
C20—C21—C26—C25	178.09 (13)	C35—C36—C37—C38	-3.5 (2)
C70—C71—C72—C73	0.4 (3)	C35—C34—C33—C38	-7.6 (2)
C24—C23—C22—C21	1.3 (2)	C35—C34—C33—C32	170.71 (13)
C24—C25—C26—C21	1.5 (2)	C52—C51—C50—C49	1.0 (2)
C28—N3—C6—C5	161.65 (13)	C55—N6—C34—C33	-70.03 (17)
C28—N3—C6—C7	-16.4 (2)	C55—N6—C34—C35	112.59 (17)
C26—C21—C22—C23	-0.5 (2)	C13—C63—C64—C14	0.69 (19)
C26—C21—C20—N1	75.81 (16)	C13—C63—C64—C65	-179.71 (13)
C26—C25—C24—C23	-0.7 (2)	C13—C63—C68—C67	179.29 (13)
C27—N3—C6—C5	-70.49 (17)	C64—C63—C68—C67	-1.2 (2)
C27—N3—C6—C7	111.47 (17)	C64—C65—C66—C67	-0.9 (3)
C72—C73—C74—C69	0.1 (3)	C68—C63—C64—C14	-178.84 (12)
S2—N4—C39—C40	-133.10 (10)	C68—C63—C64—C65	0.8 (2)
S2—N4—C48—C49	-92.44 (13)	C68—C67—C66—C65	0.5 (3)
S2—C29—C30—C31	-176.58 (11)	C66—C65—C64—C14	179.88 (13)
C11—C57—C62—C61	-177.56 (12)	C66—C65—C64—C63	0.3 (2)
C11—C57—C58—C12	-1.31 (18)	C66—C67—C68—C63	0.5 (3)
C11—C57—C58—C59	178.02 (12)		

Symmetry codes: (i)  $-x, -y+2, -z+1$ ; (ii)  $-x, -y+2, -z+2$ .

*Hydrogen-bond geometry (Å, °)*

Cg, Cg5', Cg6', Cg7' and Cg8' are the centroids of atoms C63–C68, C21–C26, C49–C54, C1–C10 and C29–C38, respectively.

<i>D</i> —H··· <i>A</i>	<i>D</i> —H	H··· <i>A</i>	<i>D</i> ··· <i>A</i>	<i>D</i> —H··· <i>A</i>
C8—H8···O5	0.95	2.53	3.1926 (19)	127
C19—H19···O7	0.95	2.55	3.2615 (19)	132
C31—H31···O3 <sup>i</sup>	0.95	2.59	3.3818 (19)	141
C47—H47···O3 <sup>iii</sup>	0.95	2.58	3.2148 (19)	125
C60—H60···O2	0.95	2.54	3.335 (2)	142
C68—H68···C11 <sup>iii</sup>	0.95	2.79	3.5922 (19)	142
C72—H72···O6	0.95	2.50	3.293 (2)	141
C71—H71···Cg	0.95	2.99	3.813 (2)	145
C55—H55 <i>A</i> ···Cg8 <sup>iv</sup>	0.98	2.94	3.632 (2)	129
C27—H27 <i>A</i> ···Cg7 <sup>v</sup>	0.98	3.03	3.585 (2)	117
C20—H20 <i>B</i> ···Cg6 <sup>vi</sup>	0.99	3.12	3.6054 (17)	111
C48—H48 <i>B</i> ···Cg5 <sup>vi</sup>	0.99	3.13	3.6180 (17)	112

Symmetry codes: (i)  $-x, -y+2, -z+1$ ; (iii)  $x, y, z+1$ ; (iv)  $-x+1, -y+2, -z+2$ ; (v)  $-x+1, -y+2, -z+1$ ; (vi)  $-x, -y+1, -z+1$ .